

EMPLOYED PERSONS IN THE NATIONAL ECONOMY IN MAY 2023

As at the end of the month

EMPLOYED PERSONS IN THE NATIONAL ECONOMY

by sex



MEN
7999.7 thousand
persons

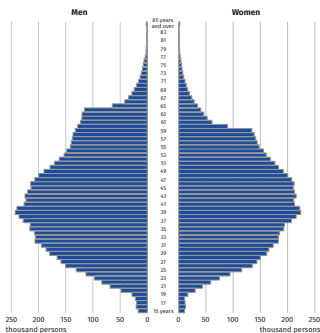
15129.6 thousand
persons



WOMEN
7129.9 thousand
persons

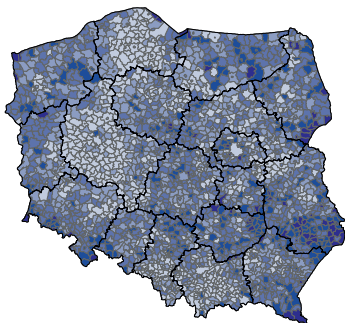
EMPLOYED PERSONS IN THE NATIONAL ECONOMY

by sex and age



MEDIAN AGE OF EMPLOYED PERSONS IN THE NATIONAL ECONOMY

by place of residence

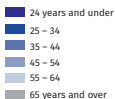


In years:

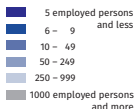


STRUCTURE OF EMPLOYED PERSONS IN THE NATIONAL ECONOMY

Age groups:



Size of entity:



EMPLOYED PERSONS IN THE NATIONAL ECONOMY*

FOREIGNERS



597.7 thousand
persons

RETIREES AND PENSIONERS



776.3 thousand
persons

DISABLED PEOPLE



475.4 thousand
persons

* The data do not include information on persons insured at KRUS

[SEE MORE](#)



News release



Tables