

EMPLOYED PERSONS IN THE NATIONAL ECONOMY IN APRIL 2023

As at the end of the month

EMPLOYED PERSONS IN THE NATIONAL ECONOMY

by sex

MEN



8007.4 thousand
persons

15148.5 thousand
persons



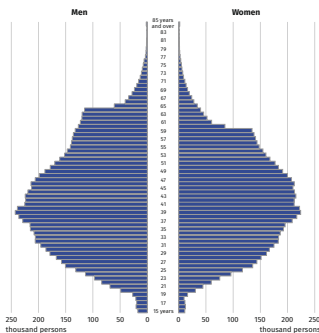
WOMEN



7141.1 thousand
persons

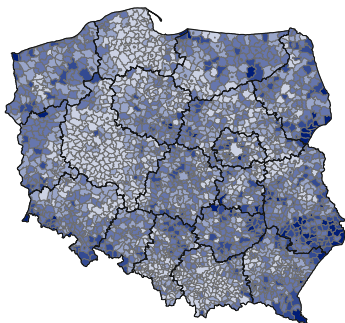
EMPLOYED PERSONS IN THE NATIONAL ECONOMY

by sex and age



MEDIAN AGE OF EMPLOYED PERSONS IN THE NATIONAL ECONOMY

by place of residence

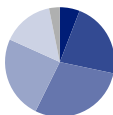
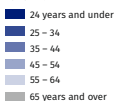


In years:

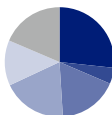
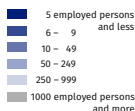


STRUCTURE OF EMPLOYED PERSONS IN THE NATIONAL ECONOMY

Age groups:



Size of entity:



EMPLOYED PERSONS IN THE NATIONAL ECONOMY*

FOREIGNERS



596.2 thousand
persons

RETIREES AND PENSIONERS



778.0 thousand
persons

DISABLED PEOPLE



474.8 thousand
persons

* The data do not include information on persons insured at KRUS

[SEE MORE](#)



News release



Tables