


The demand for labour in the second quarter of 2023

11.09.2023


24.2%
 Decrease in the number of job vacancies compared with the end of the second quarter of 2022

At the end of the second quarter of 2023, there were 113.2 thousand job vacancies in Poland (1.5% fewer than at the end of the first quarter of the current year). The number of job vacancies decreased the most on a year-over-year basis in the Financial and insurance activities section. The job vacancy rate remained at the same level as in the previous quarter (0.90%).

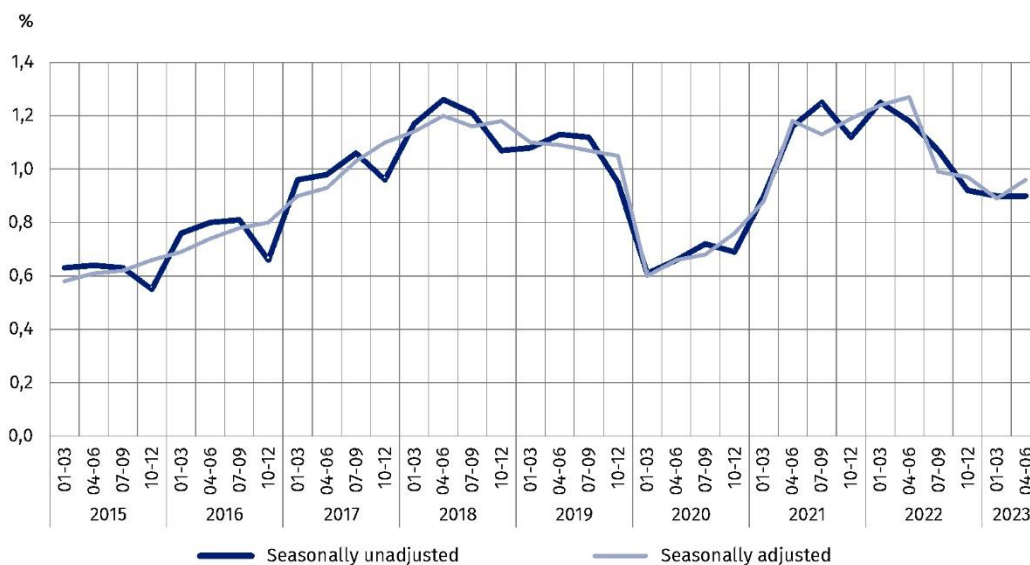
At the end of the second quarter of 2023, 5.8% of the 626.1 thousand national economy entities¹ had job vacancies. There were 3.9% fewer of them than at the end of the first quarter of the current year and 9.6% fewer than at the end of the second quarter of 2022.

113.2 thousand **job vacancies** were recorded in Poland as at the end of the second quarter of the current year. There were 1.7 thousand fewer of them than in the first quarter of the current year and 36.1 thousand fewer than in the corresponding quarter of 2022. Employees were sought, among others, through labour offices, to which 13.2% of all job vacancies were reported. Nearly one in five job vacancies was newly created (21.2 thousand).

To assess the situation on the labour market in terms of the reported demand for labour, **the job vacancy rate**, which measures the share of job vacancies in the total number of jobs (i.e. occupied and vacant jobs), may be used. At the end of the second quarter of 2023, this rate amounted to 0.90% and remained unchanged compared with the first quarter. Compared with the second quarter of 2022, this rate decreased by 0.28 percentage points.

There was a year-over-year decrease in the number of job vacancies reported to labour offices (by 27.5%), as well as in the number of newly created jobs (by 25.5%)

Chart 1. Job vacancy rate
As at the end of the quarter

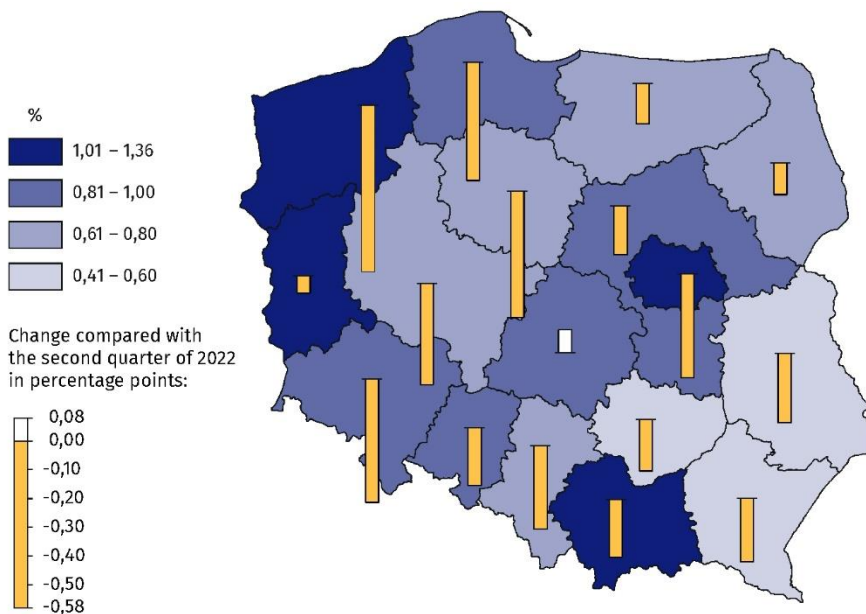


¹ Data concern entities of the national economy and their local units with 1 or more employees, conducting economic activity in the scope of PKD/NACE sections from A (excluding natural persons running individual agricultural holdings) to section S.

Across regions (NUTS 2) at the end of the second quarter of 2023, the highest job vacancy rate was in the Zachodniopomorskie region (1.36%). A high rate was also recorded in the Warszawski stołeczny (1.18%) and Lubuskie (1.13%) regions. The lowest job vacancy rate was recorded in the Lubelskie region (0.41%).

At the end of the second quarter of the current year, the highest job vacancy rate was recorded in the Zachodniopomorskie region, and the lowest in the Lubelskie region

Map 1. Job vacancy rate in regions (NUTS 2) in the second quarter of 2023
As at the end of the quarter



In terms of **the kind of activity**, the most job vacancies were in national economy entities from Manufacturing section (19.8% of their total number). The number of job vacancies in this section was 31.8% lower than at the end of the second quarter of 2022. Decrease in the number of job vacancies compared with the second quarter of 2022 was also recorded in the following sections: Financial and insurance activities (by 41.6%, i.e. to 1.7 thousand job vacancies), Information and communication (by 39.2%, i.e. to 8.5 thousand) and Construction (decrease by 37.4%, i.e. to 12.1 thousand job vacancies).

The job vacancy rate in the Information and communication section recorded as at the end of the second quarter of 2023 decreased by 1.60 percentage points on a year-over-year basis

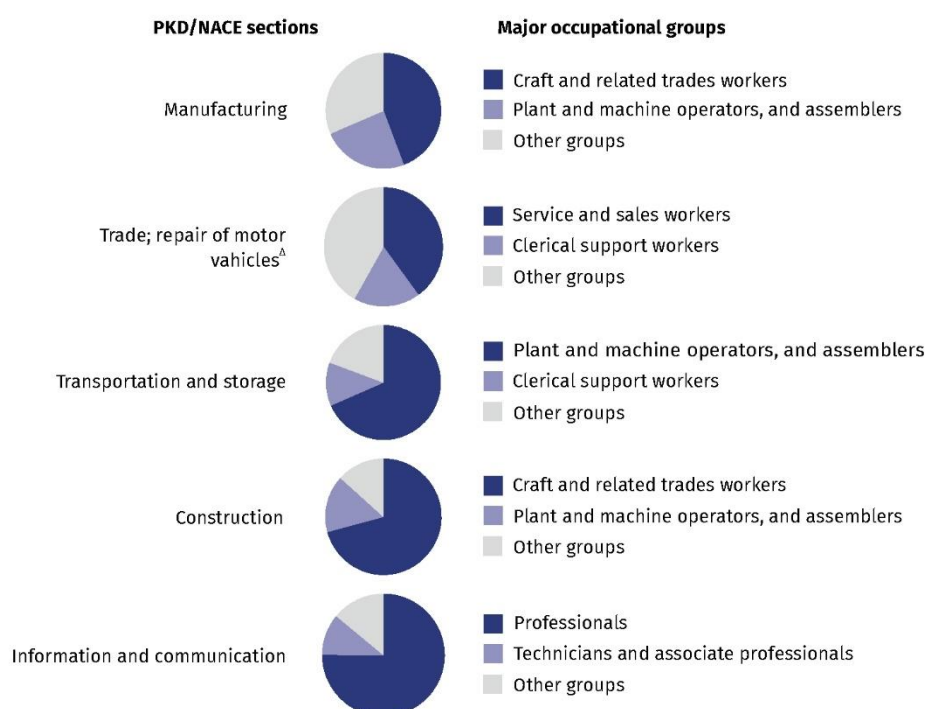
At the end of the second quarter of 2023, the highest job vacancy rate occurred in the Information and communication section (2.25%).

Chart 2 . Job vacancies and the job vacancy rate in selected PKD/NACE sections in the second quarter of 2023
As at the end of the quarter



The Labour Demand Survey also allows to determine the demand for employees across **major occupational groups**. Out of 22.4 thousand job vacancies in national economy entities from the Manufacturing section recorded at the end of the second quarter of 2023, the most job vacancies were available in occupations belonging to the major occupational group of Craft and related trades workers (44.3%). In entities from the Trade; repair of motor vehicles^Δ section job vacancies were most often intended for occupations from the group of Service and sales workers (40.0% out of 15.5 thousand job vacancies in entities from this section). The majority of job vacancies in the Transportation and storage section concerned occupations from the major occupational group of Plant and machine operators, and assemblers (68.4% out of 12.6 thousand job vacancies in entities from this section).

Chart 3. Structure of job vacancies in selected PKD/NACE sections by major occupational group in the second quarter of 2023
As at the end of the quarter



In this news release abbreviated names of NACE, Rev. 2 sections were used. Abbreviations are marked with a 'Δ' symbol. Full names are available on the Eurostat website at: <https://ec.europa.eu/eurostat/data/classifications>.

Relative numbers (rates, percentages) were calculated on the basis of absolute data expressed with greater accuracy than given in the publication.

In the case of quoting Statistics Poland data, please provide information: 'Source of data: Statistics Poland', and in the case of publishing calculations made on data published by Statistics Poland, please provide information: 'Own elaboration based on Statistics Poland data.'

Prepared by:
Statistical Office in Bydgoszcz
Director Wiesława Gierańczyk, Ph.D.
Phone: (+48 52) 366 93 90

Issued by:
**The Spokesperson for the President
of Statistics Poland**
Karolina Banaszek
Phone: (+48) 695 255 011

Press Office

Phone: (+48 22) 608 38 04

e-mail: obslugaprasowa@stat.gov.pl

-  stat.gov.pl/en/
-  [@GUS_STAT](https://twitter.com/GUS_STAT)
-  [@GlownyUrzadStatystyczny](https://www.facebook.com/GlownyUrzadStatystyczny)
-  [gus_stat](https://www.instagram.com/gus_stat)
-  [glownyurządstatystycznygus](https://www.youtube.com/glownyurządstatystycznygus)
-  [glownyurządstatystyczny](https://www.linkedin.com/company/glownyurządstatystyczny)

Related information

[The demand for labour in 2022 – annual publication](#)

[The demand for labour in the first quarter of 2023 – news release](#)

[Other publications that contain the results of these surveys: stat.gov.pl → Topics → Labour market](#)

[Methodological report. The demand for labour](#)

Data available in databases

[Knowledge Databases → Data → Society → Labor market](#)

[Strateg → Statistics by theme → Labour market](#)

[Local Data Bank → Labour market](#)

[Statistics for the SDGs – global indicators](#)

Terms used in official statistics

[Demand for labour](#)

[Vacancies](#)