

First aid and emergency medical services in 2022

27.04.2023

↑ 12.0%

Increase in the number of patients who received health care benefits in both hospital emergency wards and admission rooms compared to 2021

In 2022 emergency rescue teams provided health care benefits in the occurrence place to almost 3.1 million of persons. Almost 3.8 million of persons received health care benefits in hospital emergency wards or admission rooms under the outpatient treatment while more than 1.8 million of persons received health care benefits in hospital emergency wards under the inpatient treatment.

Units of the State Emergency Medical Services System (denoted as PRM)

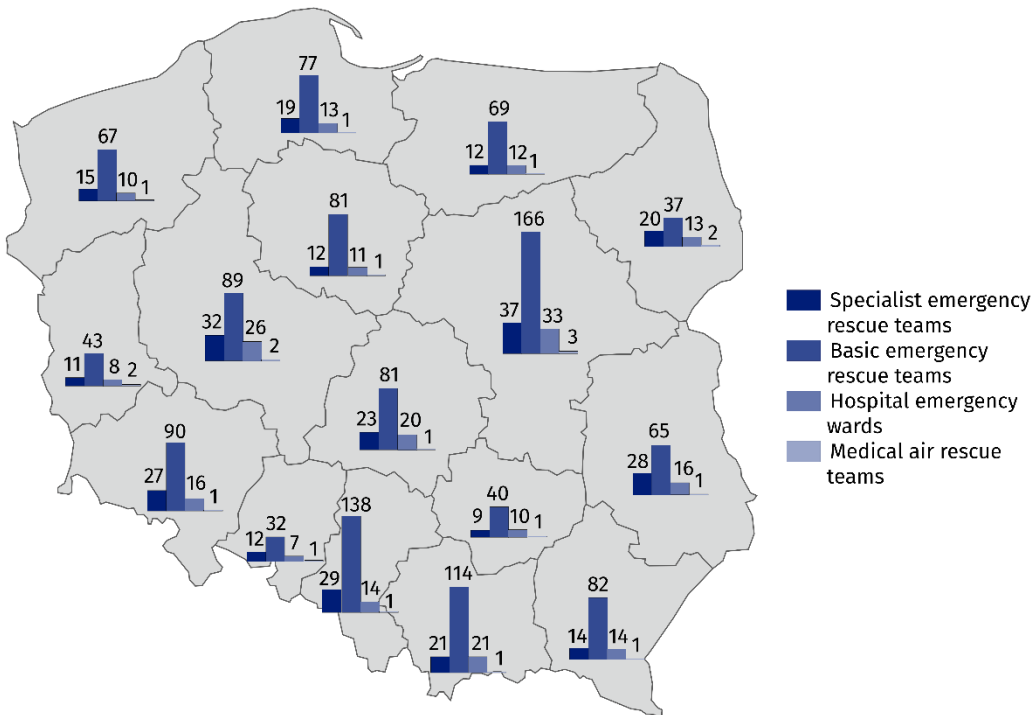
In 2022 the State Emergency Medical Services System covered functioning of the 1 592 of emergency rescue teams (5 more than in previous year). There were 1 271 basic emergency rescue teams and 321 specialist. As in previous years, the number of specialist teams has been decreasing while the number of basic teams has been increasing.

The emergency medical treatment was also offered by 21 medical air rescue teams and 244 hospital emergency wards (denoted as SOR). The cooperating units role was played by 157 admission rooms, 17 trauma centers and 11 children trauma centers.

In 2022 the State Emergency Medical Services System covered: 1 592 emergency rescue teams, 21 medical air rescue teams and 244 hospital emergency wards

Map 1. Units of the State Emergency Medical Services System by voivodships in 2022

As of 31 December

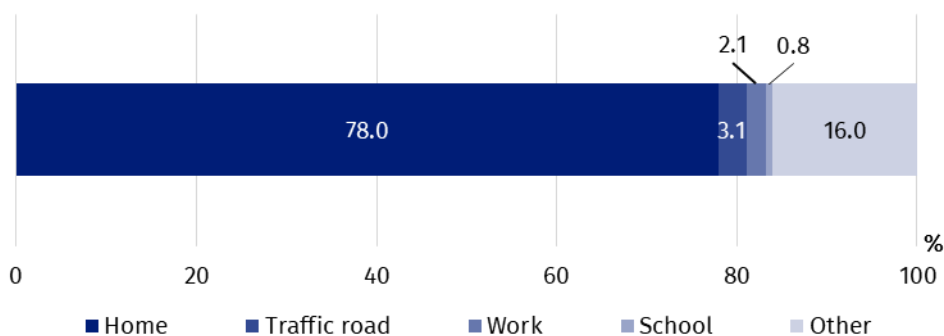


Emergency rescue teams, medical air rescue teams

The emergency rescue teams provided medical treatment for patients whose life is threatened. There were almost 3.1 million of calls of the emergency rescue teams (including medical air rescue teams) during which the emergency medical activities were provided. Compared to previous year the number of calls of the emergency rescue teams (including medical air rescue teams) to the occurrence places increased by 11.8 thousand. Among all emergency rescue teams' call (including medical air rescue teams) 78.0% was at the patient' home (decrease by 1.6 percentage points compared to 2021).

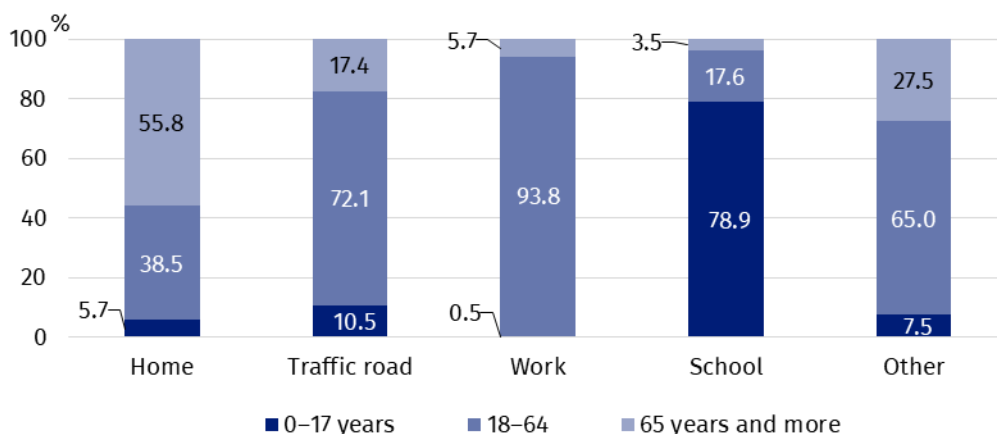
Almost 3.1 million of calls of the emergency rescue teams (including medical air rescue teams) to the occurrence places were recorded, of which 78.0% was at the patients' home

Chart 1. The structure of calls of the emergency rescue teams to the occurrence places by the type of occurrence place in 2022



The emergency rescue teams provided medical treatment to almost 3.1 million of persons (14.2 thousand more than in previous year). Among these persons 6.7% were children and youth up to age 18 and 48.5% – persons aged 65 and more (in 2021 4.9% and 48.4% respectively).

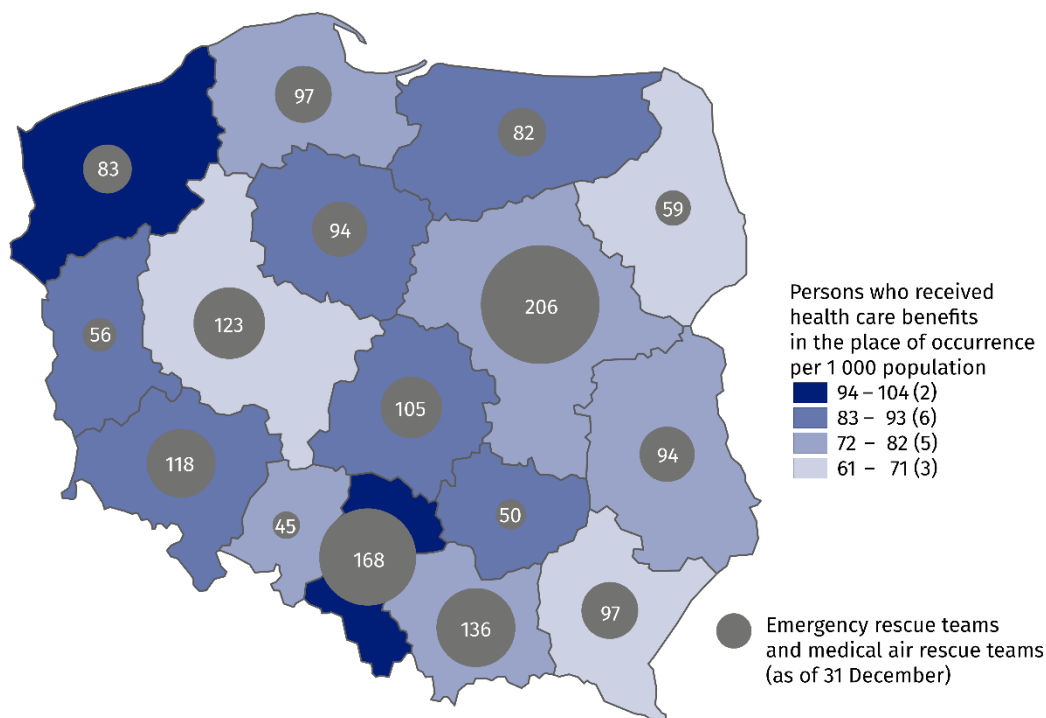
Chart 2. The age structure of persons who received health care benefits in the place of occurrence by the type of occurrence place in 2022



In Poland, per 1 thousand population there were 82 persons to whom the emergency rescue teams provided medical treatment (compared to 80 persons in 2021). The maximum value (104) was observed in Zachodniopomorskie Voivodship and the minimum value (61) in Wielkopolskie Voivodship.

In 2022 the emergency rescue teams provided medical treatment to 82 persons per 1 thousand population

Map 2. Emergency rescue teams and persons who received health care benefits in the place of occurrence per 1 000 population by voivodships in 2022



As of 31 of December 2022, the number of medical personnel of emergency rescue teams amounted to almost 12.9 thousand workers¹. The largest group – more than 11.0 thousand – was constituted by emergency medical technicians. Moreover, there were almost 1.1 thousand of nurses of emergency medical services, more than 0.3 thousand of physicians of emergency medical services and almost 0.4 thousand of other personnel². Compared to 2021, the number of medical personnel of emergency rescue teams remained at a similar level.

Hospital emergency wards, admission rooms

Hospital emergency wards (SOR) provide medical treatment of two distinct kind: outpatient treatment (with no subsequent hospitalization) and inpatient treatment. In both hospital emergency wards and admission rooms the largest number of services was provided under the outpatient treatment.

In 2022 the number of patients who received health care benefits in both hospital emergency wards and admission rooms under the outpatient treatment amounted to almost 3.8 million persons (increase by 9.8% as compared to 2021), while in the hospital emergency wards under the inpatient treatment – more than 1.8 million (increase by 16.8% as compared to 2021). Children and youth up to age 18 stood for 19.4% of the total number of treated in hospital emergency wards or in admission rooms while persons aged 65 and more – 27.1% (in 2021 17.2% and 27.7% respectively).

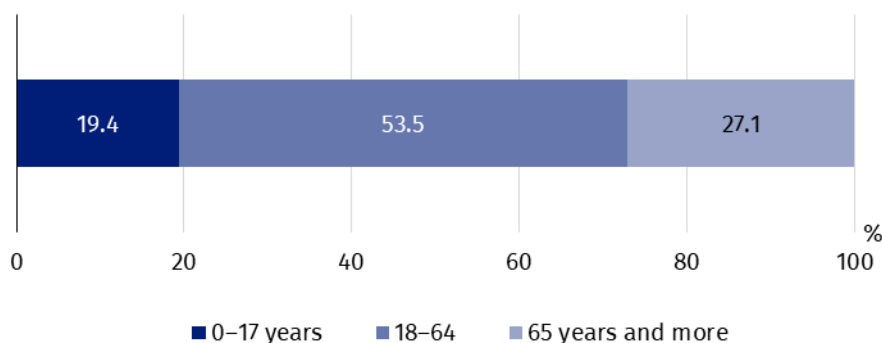
In 2022 the number of persons who received health care benefits under outpatient treatment in both hospital emergency wards and admission rooms amounted to almost 3.8 million

In hospital emergency wards the inpatient treatment was provided to more than 1.8 million persons

¹ Medical personnel for whom it was the main workplace, regardless of the form of employment contract.

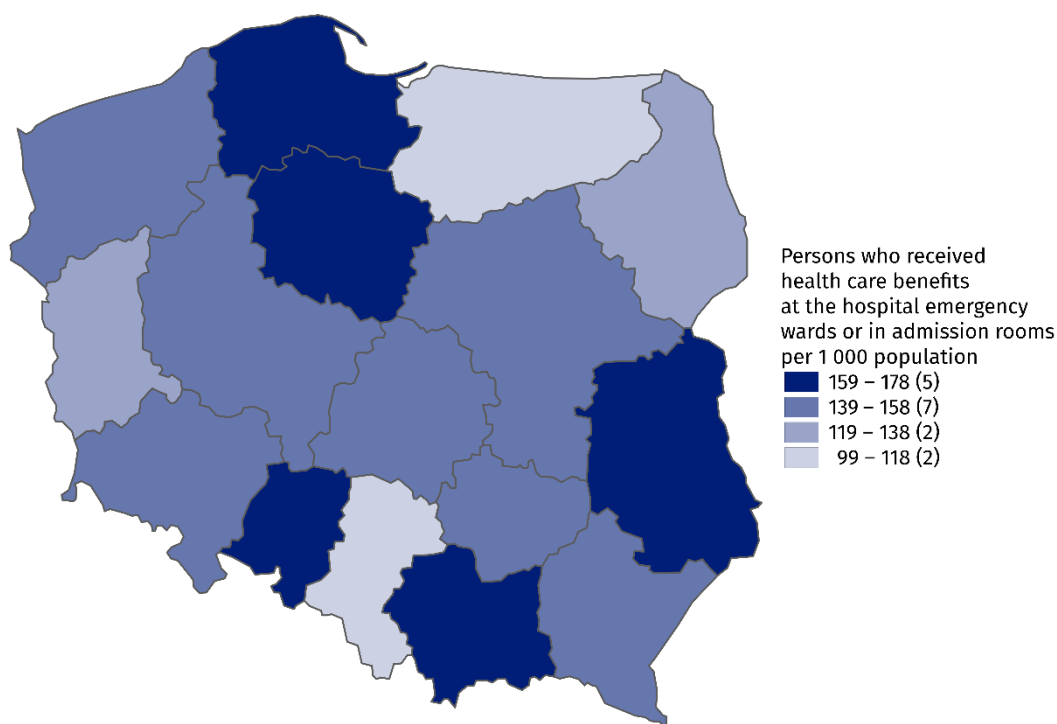
² Drivers and pilots.

Chart 3. The age structure of persons who received health care benefits in the hospital emergency wards or admission rooms in 2022



In Poland there were 147 persons who received health care benefits in the hospital emergency wards or in admission rooms per 1 thousand population (130 persons in 2021). The maximum ratio of persons who received medical treatment in these places per 1 thousand population was observed in Lubelskie Voivodship (178) and the minimum value (99) in Śląskie Voivodship.

Map 3. Persons who received health care benefits in the hospital emergency wards or admission rooms per 1 000 population by voivodships in 2022



In the case of quoting data from the Statistics Poland, please provide information: "Statistics Poland data source", and in the case of publishing calculations made on data published by the Statistics Poland, please provide information: "Own study based on Statistics Poland data".

Prepared by:
Statistical Office in Kraków
Director Agnieszka Szlubowska
Phone: (+48 12) 420 40 50

Issued by:
**The Spokesperson for the President
of Statistics Poland**
Karolina Banaszek
Phone: (+48) 695 255 011

Press Office

Phone: (+48 22) 608 38 04

e-mail: obslugaprasowa@stat.gov.pl



stat.gov.pl/en/



[@StatPoland](https://twitter.com/StatPoland)



[@GlownyUrzadStatystyczny](https://www.facebook.com/GlownyUrzadStatystyczny)



[gus_stat](https://www.instagram.com/gus_stat)



[glownyurządstatystyczny](https://www.youtube.com/glownyurządstatystyczny)



[glownyurządstatystyczny](https://www.linkedin.com/company/glownyurządstatystyczny)

Related information

[Health and health care in 2021](#)

[Methodological report. Health and health care statistics – Statistics Poland’s reports](#)

Data available in databases

[Local Data Bank -> Health care, social welfare and benefits to the family](#)

[Analytical Platform – SWAID – Knowledge Databases -> Health and Health care](#)

Terms used in official statistics

[Emergency medical services](#)

[Units of emergency medical service](#)

[Hospital emergency ward](#)

[The place of occurrence](#)

[Trauma center](#)

[Physician of emergency medical services](#)

[Nurse of emergency medical services](#)