

Information on entities of the national economy entered in the REGON register - June 2023

11.07.2023


1.3%

A decrease in the number of newly registered entities in relation to the previous month

As at the end of June 2023 the REGON register included 5 069.6 thous. of national economy entities, i.e. by 0.3% more than a month before (3.4% more than in the corresponding period of the previous year).

Newly registered entities in the REGON register

A decrease in the number of newly registered entities was recorded for companies (by 3.1%), including commercial companies (by 1.2%) compared to the previous month. The number of newly registered natural persons conducting economic activity remained at the same level as compared to the previous month.

A decrease in the number of newly registered civil law partnerships by 23.9% in relation to the previous month

Table 1. Entities of the national economy in the REGON register^a

SPECIFICATION	June 2023	May 2023=100
TOTAL entities of the national economy in the REGON register	5 069 646	100.3
Newly registered entities	31 425	98.7
Deregistered entities	15 486	92.0
Entities with suspended activity	681 122	100.4

^a applies to legal persons, organizational entities without legal personality and natural persons conducting economic activity (excluding persons tending private farm in agriculture).

Deregistered entities from the REGON register

In June, 8.0% less entities were deregistered from the REGON register than in the previous month. A decrease in the number of deregistered entities was recorded for civil law partnerships (by 25.6%) and natural persons conducting economic activity (by 9.2%).

An increase in the number of deregistered commercial companies by 6.4% in relation to the previous month

Entities with suspended activity in the REGON register

Entities with suspended activity as at the end of June 2023 accounted for 13.4% of the total number of registered entities in the REGON register. An increase of entities with suspended activity compared to the previous month was recorded in the section education (by 11.5%), information and communication (by 1.5%) and human health and social work activities (by 1.5%).

An increase in the number of entities with suspended activity by 0.4% in relation to the previous month

Chart 1. The number of newly registered entities entered in the REGON register

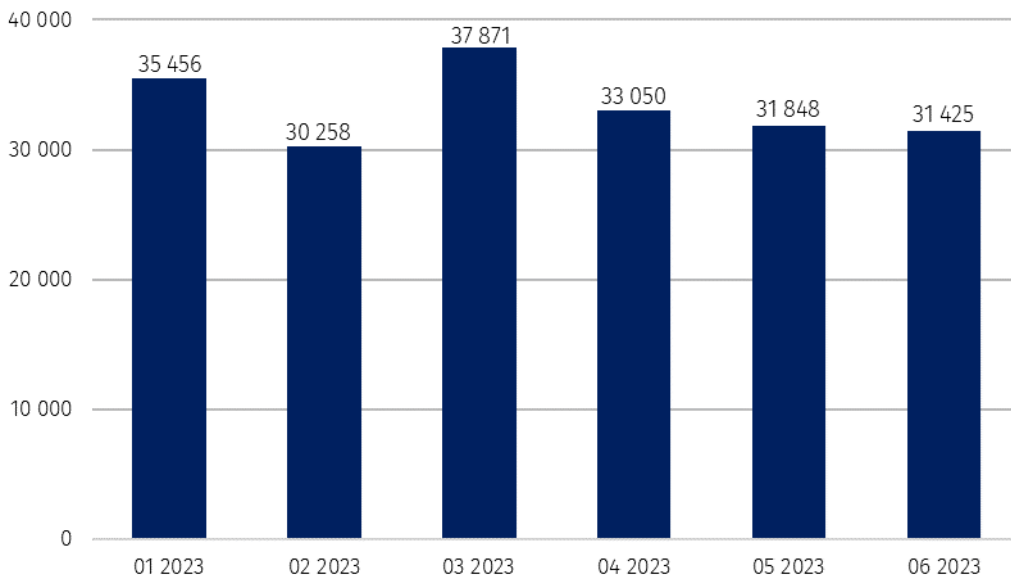


Chart 2. The number of newly registered and deregistered entities in the REGON register by PKD sections

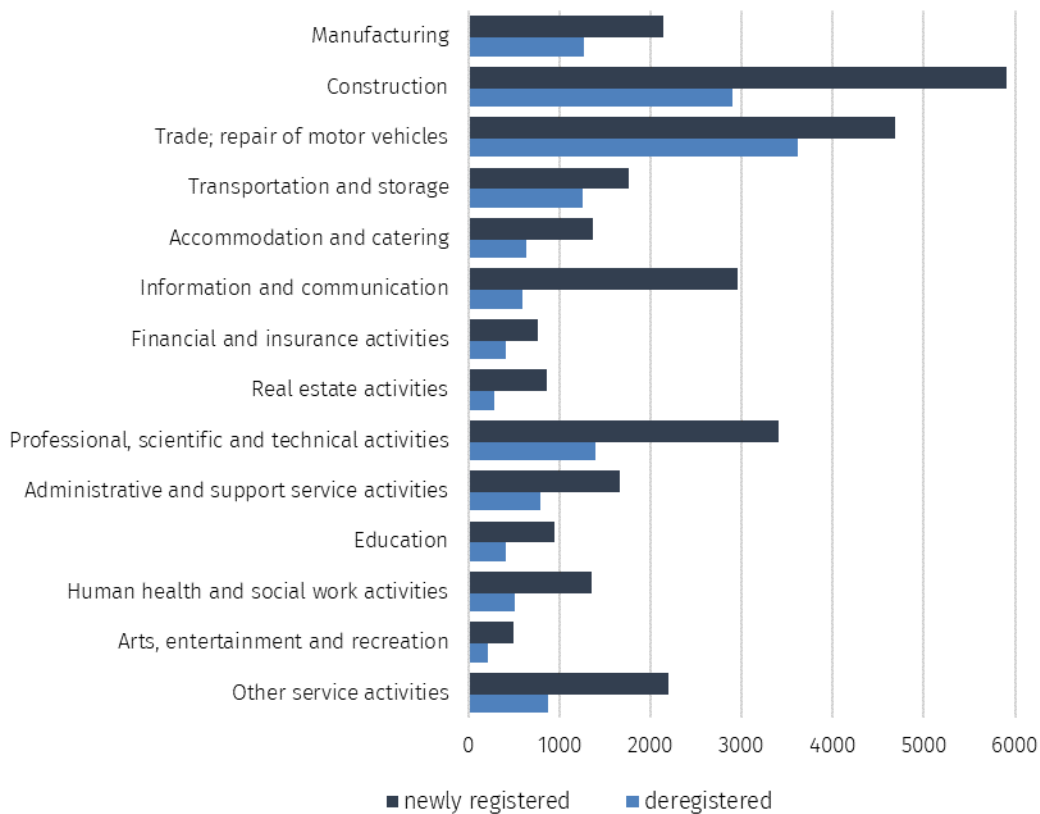
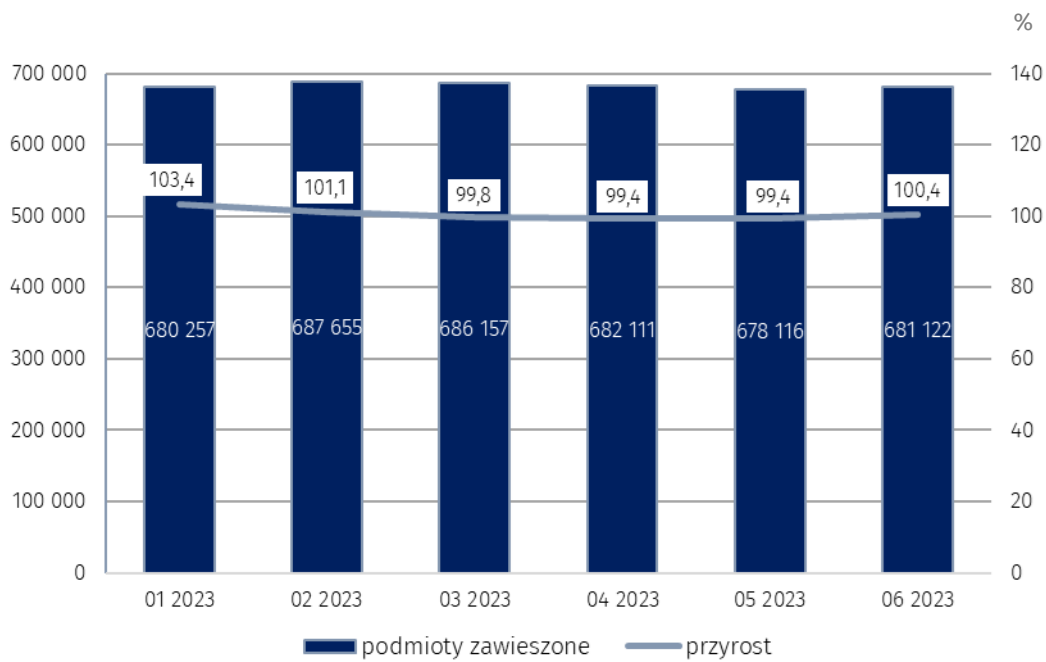


Chart 3. The number of entities with suspended activity in the REGON register



In case of quoting Statistics Poland data, please provide information: "Source of data: Statistics Poland", and in case of publishing calculations made on data published by Statistics Poland, please include the following disclaimer: "Own study based on figures from Statistics Poland".

Prepared by:
**Programming, Coordination of Statistical Surveys
and Registers Department**

Deputy Director Ireneusz Budzyński
Phone: (+48 22) 608 31 14

Press Office

Phone: (+48 22) 608 38 04

e-mail: obslugaprasowa@stat.gov.pl


Issued by:
**The Spokesperson for the President
of Statistics Poland**


Karolina Banaszek
Phone: (+48) 695 255 011

 www.stat.gov.pl/en/

 @StatPoland

 @GlownyUrzadStatystyczny

 gus_stat

 glownyurządstatystycznygus

 glownyurządstatystyczny

Related information

[Monthly information on entities of the national economy entered in the REGON register](#)

[Quarterly information on entities of the national economy entered in the REGON register](#)

[Structural changes of groups of the national economy entities in the REGON register, 2022](#)

Data available in databases

[Local Data Bank \(BDL\)](#)

Terms used in official statistics

[Entity of the national economy](#)

[Legal Form](#)

[Activity executable](#)

[Principal kind of activity](#)