

# Registrations and bankruptcies of enterprises in the third quarter of 2022

09.11.2022

 **10.3%**

Increase in the number of registrations of enterprises in the third quarter of 2022 compared to the corresponding period of previous year

**In the third quarter of 2022, there were 93 970 registrations of enterprises recorded i.e. 10.3% more than in the corresponding period of previous year and 69 enterprises declared bankruptcy i.e. 12.7% less than in the corresponding period of previous year.**

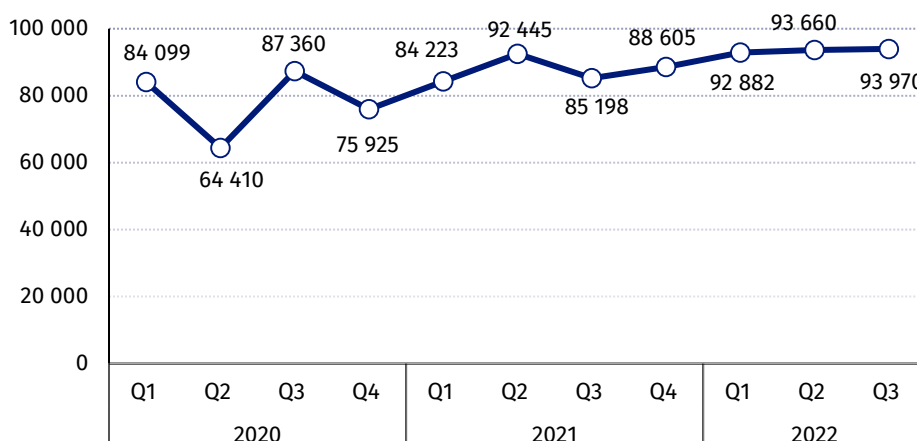
## Registrations of enterprises

The number of registrations of enterprises in the third quarter of 2022 amounted to 93 970 compared to 85 198 in the corresponding period of previous year. In the third quarter of 2022, an increase in the number of registrations of enterprises was observed in most sectors: in information and communication (by 46.9%), trade; repair of motor vehicles (by 8.4%), services (by 7.8%), transportation and storage (by 6.3%), accommodation and catering (by 6.1%) and industry (by 5.5%). The decrease was recorded only in construction (by 0.8%).

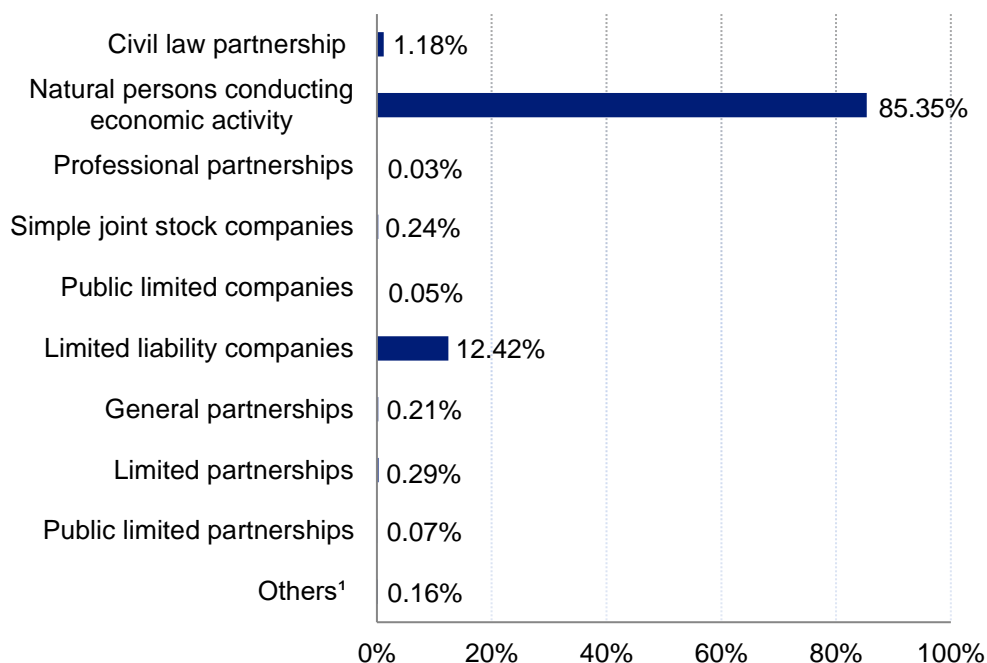
Regarding the legal forms, the greatest increase of registrations was noticed in the case of cooperatives (more than 4.5-fold increase) and the greatest decline was recorded for general partnerships (by 37.0%). In the third quarter of 2022, 85.4% of all registrations of enterprises concerned natural persons conducting economic activity and 12.4% limited liability companies (in the third quarter of 2021 the shares were 84.1% and 13.9%, respectively).

The highest increase in the number of registrations (by 46.9%) was noticed in information and communication

**Chart 1. Number of registrations of enterprises**



**Chart 2. Structure of registrations of enterprises by legal form in the third quarter of 2022**



<sup>1</sup>Item includes: state-owned enterprises; cooperatives; branches of foreign enterprises; companies provided for in provisions other than the Commercial Companies Code and the Civil Code or legal forms to which the provisions on companies apply; foreign enterprises; entities with no specific legal form.

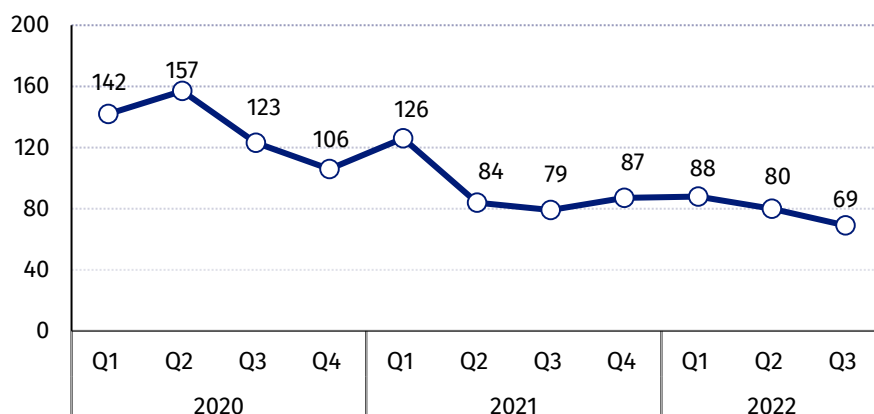
### Bankruptcies of enterprises

In the third quarter of 2022, a number of enterprises that declared bankruptcy amounted to 69 and was 12.7% lower than in the corresponding period of previous year. A decline in the number of entities that declared bankruptcy was recorded in trade; repair of motor vehicles (12 vs. 18), accommodation and catering (2 vs. 6), construction (6 vs. 8), industry (23 vs. 24), transportation and storage (2 vs. 3). An increase was noticed only in services (19 vs. 18). The same number of bankruptcies as in the corresponding quarter of 2021 was recorded in information and communication.

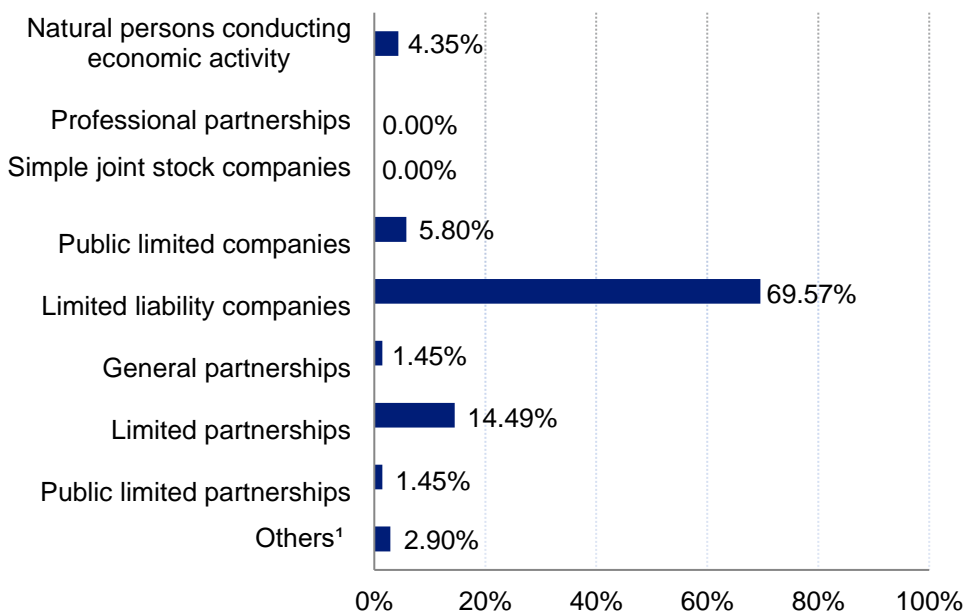
In distinguished legal forms greater number of bankruptcies was recorded e.g. in limited liability companies (48 vs. 47) and limited partnerships (10 vs. 6) while smaller number of bankruptcies was recorded e.g. natural persons conducting economic activity (3 vs. 15), limited partnerships (4 vs. 8) and general partnerships (1 vs. 3). Among the enterprises for which bankruptcy was declared 69.6% were limited liability companies (compared to 59.5% in the third quarter of 2021) and 14.5% were limited partnerships (compared to 7.6% in the third quarter of 2021).

In the third quarter of 2022, the number of bankruptcies of enterprises decreased by 12.7% compared to the corresponding period of previous year

**Chart 3. Number of enterprises that declared bankruptcy**



**Chart 4. Structure of enterprises that declared bankruptcy, by legal form, in the third quarter of 2022**



<sup>1</sup>Item includes: state-owned enterprises; cooperatives; branches of foreign enterprises; companies provided for in provisions other than the Commercial Companies Code and the Civil Code or legal forms to which the provisions on companies apply; foreign enterprises; entities with no specific legal form.

The data presented in this study are prepared in accordance with the guidelines developed by Eurostat and include information on registration and bankruptcy of enterprises (defined as a single legal unit) with a predominant type of activity classified as, according to NACE Rev. 2, sections from B (mining and quarrying) to S (other service activities), excluding section O (public administration and defence; compulsory social security) and division 94 (activities of membership organisations).

By legal form, the data include the: civil partnerships operating based on a contract concluded in accordance with the Civil Code, natural persons conducting economic activity, professional partnerships, public limited companies, simple joint stock companies, limited liability companies, general partnerships, limited partnerships, public limited partnerships, state enterprises, cooperatives, branches of foreign enterprises, companies provided for in provisions other than the Commercial Companies Code and the Civil Code or legal forms to which the provisions on companies apply, foreign enterprises, entities with no specific legal form.

In the study, there are additional forms of grouping introduced apart from the generally classification:

- "industry" including sections: mining and quarrying (section B), manufacturing (section C), electricity, gas steam and air conditioning supply (section D), water supply; sewerage, waste management and remediation activities (section E);
- "services" including sections: financial and insurance activities (section K), real estate services (section L), professional, scientific and technical activities (section M), administrative and support service activities (section N);
- "other sections" including sections: education (section P), human health and social work activities (section Q), arts, entertainment and recreation (section R), other service activities (section S excluding division 94 activities of membership organisations).

Symbols:

(-) magnitude zero

(.) data not available, classified data (statistical confidentiality) or providing data impossible or purposeless

The number of bankruptcies in a given quarter applies to enterprises against which a decision on declaration of bankruptcy has been issued by a competent District Court in a given quarter.

The number of registrations in a given quarter applies to enterprises that were registered in the National Official Registry of Entities of the National Economy (REGON) in a given quarter. The registrations also include natural persons that terminated than restarted economic activity.

In the case of quoting Statistics Poland data, please provide information: "Source of data: Statistics Poland", and in the case of publishing calculations made on data published by Statistics Poland, please provide information: "Own elaboration based on Statistics Poland data".

**TABULAR ANNEX**
**Table 1. Number of registrations of enterprises**

SPECIFICATION	2021				2022		
	Q1	Q2	Q3	Q4	Q1	Q2	Q3
<b>TOTAL</b>	<b>84 223</b>	<b>92 445</b>	<b>85 198</b>	<b>88 605</b>	<b>92 882</b>	<b>93 660</b>	<b>93 970</b>
Industry (sections B,C,D,E)	6 828	7 513	6 799	7 312	7 297	7 283	7 174
Construction (section F)	16 871	20 247	19 029	16 745	18 640	19 750	18 885
Trade; repair of motor vehicles (section G)	15 648	15 288	13 684	14 871	15 081	14 351	14 836
Transportation and storage (section H)	4 846	5 131	5 134	5 207	5 899	5 845	5 458
Accommodation and catering (section I)	2 389	4 573	2 941	2 877	2 761	3 859	3 121
Information and communication (section J)	7 709	7 659	7 214	7 743	10 064	10 532	10 598
Services (sections K,L,M,N)	18 812	19 542	17 450	19 471	20 588	18 805	18 808
Other sections (P,Q,R,S excluding division 94)	11 120	12 492	12 947	14 379	12 552	13 235	15 090

**Table 2. Number of registrations of enterprises by legal form**

SPECIFICATION	2021				2022		
	Q1	Q2	Q3	Q4	Q1	Q2	Q3
<b>TOTAL</b>	<b>84 223</b>	<b>92 445</b>	<b>85 198</b>	<b>88 605</b>	<b>92 882</b>	<b>93 660</b>	<b>93 970</b>
Civil law partners-hip	1 472	1 311	1 125	1 261	1 313	1 127	1 106
Natural persons conducting economic activity	69 760	77 651	71 623	71 335	74 699	80 188	80 206
Professional partnerships	37	34	31	28	23	14	25
Public limited companies	74	88	53	60	47	32	47
Simple joint stock companies	-	-	.	.	.	194	225
Limited liability companies	12 013	12 442	11 821	15 048	15 463	11 199	11 674
General partnerships	586	596	319	322	300	211	201
Limited partnerships	160	164	131	363	504	324	274
Public limited partnerships	8	16	18	95	407	232	62
State-owned enterprises	0	0	0	0	0	0	0
Cooperatives	32	53	16	17	48	61	73
Branches of foreign enterprises	52	66	55	59	63	63	66
Others, including without specific legal form <sup>1</sup>	29	24	6	17	15	15	11

<sup>1</sup>Item includes: companies provided for in the provisions of acts other than the Code of Commercial Companies and the Civil Code or legal forms, to which regulations on companies apply, foreign companies, without specific legal form.

**Table 3. Number of bankruptcies of enterprises**

SPECIFICATION	2021				2022		
	Q1	Q2	Q3	Q4	Q1	Q2	Q3
<b>TOTAL</b>	<b>126</b>	<b>84</b>	<b>79</b>	<b>87</b>	<b>88</b>	<b>80</b>	<b>69</b>
Industry (sections B,C,D,E)	28	17	24	27	16	17	23
Construction (section F)	16	16	8	9	26	14	6
Trade; repair of motor vehicles (section G)	34	20	18	20	11	23	12
Transportation and storage (section H)	5	7	3	6	7	7	2
Accommodation and catering (section I)	9	6	6	3	5	1	2
Information and communication (section J)	3	4	1	1	7	3	1
Services (sections K,L,M,N)	23	12	18	15	13	13	19
Other sections (P,Q,R,S excluding division 94)	8	2	1	6	3	2	4

**Table 4. Number of bankruptcies of enterprises by legal form**

SPECIFICATION	2021				2022		
	Q1	Q2	Q3	Q4	Q1	Q2	Q3
<b>TOTAL</b>	<b>126</b>	<b>84</b>	<b>79</b>	<b>87</b>	<b>88</b>	<b>80</b>	<b>69</b>
Natural persons conducting economic activity	28	20	15	19	11	9	3
Professional partnerships	0	0	0	0	0	0	0
Public limited companies	3	1	8	8	8	6	4
Simple joint stock companies	-	-	.	.	.	0	0
Limited liability companies	82	50	47	50	60	56	48
General partnerships	3	2	3	0	1	3	1
Limited partnerships	7	9	6	7	6	4	10
Public limited partnerships	1	0	0	1	1	0	1
State-owned enterprises	0	0	0	0	0	0	0
Cooperatives	2	2	0	2	1	2	2
Branches of foreign enterprises	0	0	0	0	0	0	0
Others, including without specific legal form <sup>1</sup>	0	0	0	0	0	0	0

<sup>1</sup>Item includes: companies provided for in the provisions of acts other than the Code of Commercial Companies and the Civil Code or legal forms, to which regulations on companies apply, foreign companies, without specific legal form.



Prepared by:  
**Enterprises Department**  
**Director Katarzyna Walkowska**  
Phone: (+48 22) 608 31 25

Issued by:  
**The Spokesperson for the President  
of Statistics Poland**  
**Karolina Banaszek**  
Phone: (+48) 695 255 011

**Press Office**

Phone: (+48 22) 608 38 04

**e-mail: [obslugaprasowa@stat.gov.pl](mailto:obslugaprasowa@stat.gov.pl)**

-  [www.stat.gov.pl/en/](http://www.stat.gov.pl/en/)
-  [@StatPoland](https://twitter.com/StatPoland)
-  [@GlownyUrzadStatystyczny](https://www.facebook.com/GlownyUrzadStatystyczny)
-  [gus\\_stat](https://www.instagram.com/gus_stat)
-  [glownyurządstatystycznygus](https://www.youtube.com/glownyurządstatystycznygus)
-  [glownyurządstatystyczny](https://www.linkedin.com/company/glownyurządstatystyczny)

**Related information**

[Registrations and bankruptcies of enterprises in the first quarter of 2021](#)

[Registrations and bankruptcies of enterprises in the second quarter of 2021](#)

[Registrations and bankruptcies of enterprises in the third quarter of 2021](#)

[Registrations and bankruptcies of enterprises in the fourth quarter of 2021](#)

[Registrations and bankruptcies of enterprises in the first quarter of 2022](#)

[Registrations and bankruptcies of enterprises in the second quarter of 2022](#)