

# Registrations and bankruptcies of enterprises in the third quarter of 2021

15.11.2021

**↓ 2.5%**

Decrease in the number of registrations of enterprises in the third quarter of 2021 compared to the corresponding period of previous year

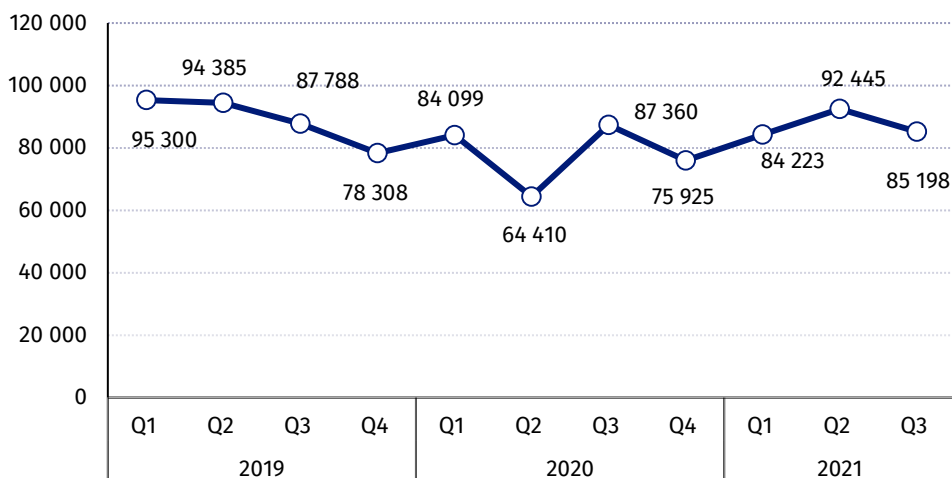
In the third quarter of 2021 were recorded **85 198** registrations of enterprises, i.e. **2.5%** less than in the corresponding period of the previous year, and **79** bankruptcies (compared to **123** in the third quarter of 2020).

## Registrations of enterprises

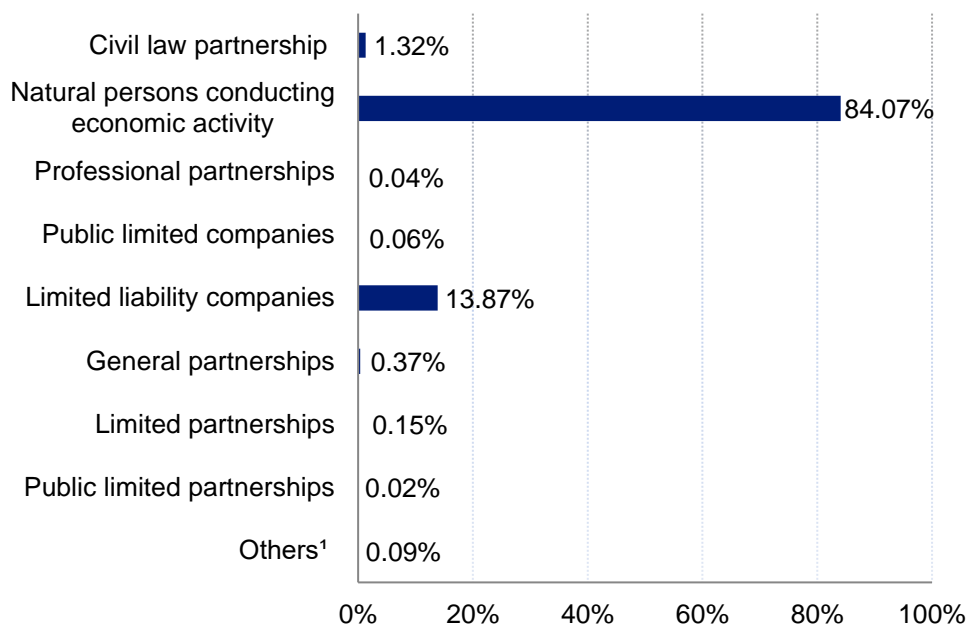
The number of registrations of enterprises in the third quarter of 2021 amounted to 85 198 compared to 87 360 in the corresponding period of previous year. An decrease in the number of registrations of enterprises was observed in: trade; repair of motor vehicles (by 12.0%), accommodation and catering (by 11.2%), construction (by 4.5%) industry (by 4.0%) and services (by 3.7%). A greater number of registrations was recorded in information and communication (by 28.3%) and in transport and storage (by 4.3%). In half of the distinguished legal forms decrease per year was noted, including limited partnerships by 88.0%, cooperatives by 44.8%, public limited companies by 15.9%, civil law partnerships by 8.1% and natural persons conducting economic activity by 3.2%. The largest increase in registrations took place in general partnerships by 57.9%. In the structure of registrations a greatest percentage were still natural persons conducting an economic activity (84.1%) and in a further place limited liability companies (13.9%).

The highest decrease in the number of registrations index (by 12.0%) was noticed in trade; repair of motor vehicles section

Chart 1. Number of registrations of enterprises



**Chart 2. Structure of registrations of enterprises by legal form in the third quarter of 2021**



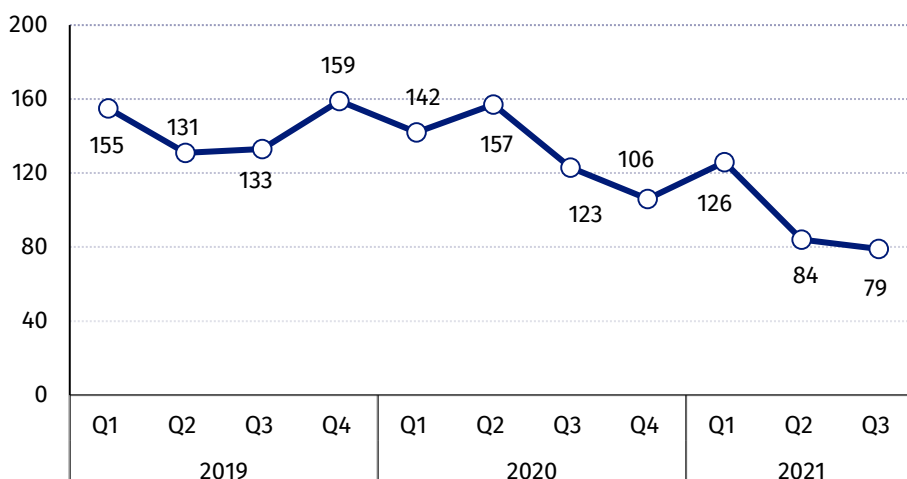
<sup>1</sup>"Others" includes the following legal forms: state-owned enterprises; cooperatives; branches of foreign enterprises; companies provided for in provisions other than the Commercial Companies Code and the Civil Code or legal forms to which the provisions on companies apply; foreign enterprises; entities with no specific legal form.

### Bankruptcies of enterprises

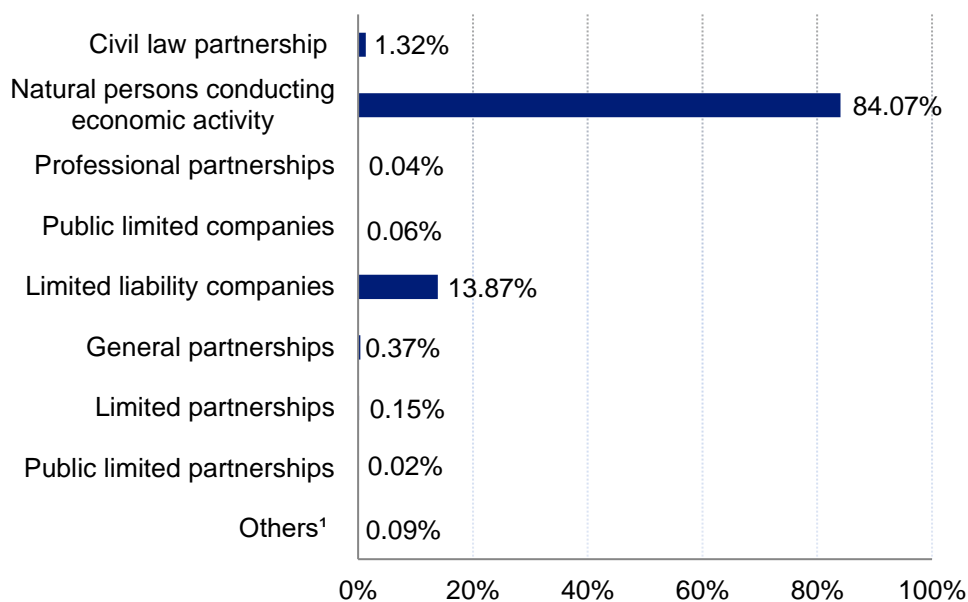
The number of bankruptcies of enterprises in the third quarter of 2021 amounted to 79, it was by 1/3 lower than in the corresponding period of the previous year. A decline in the number of entities that declared bankruptcy was recorded in trade; repair of motor vehicles (18 vs. 34), construction (8 vs. 18), industry (24 vs. 32), accommodation and catering (6 vs. 9), transportation and storage (3 vs. 5). In services and information and communication, the number of bankruptcies over the year did not change. In distinguished legal forms smaller number of bankruptcies was recorded in limited liability companies (47 units in the third quarter of 2021 compared to 79 a year earlier), natural persons conducting economic activity (15 vs. 26) and in general partnerships (3 vs. 5). Among the enterprises for which bankruptcy was declared 59.5% were limited liability companies (compared to 64.2% in the third quarter of 2020) and 19.0% were natural persons conducting economic activity (compared to 21.2% in the third quarter of 2020).

In the third quarter of 2021 amounted to 79, it was by 1/3 lower than in the corresponding period of the previous year

**Chart 3. Number of enterprises that declared bankruptcy**



**Chart 4. Structure of enterprises that declared bankruptcy, by legal form, in the third quarter of 2021**



<sup>1</sup>"Others" includes the following legal forms: state-owned enterprises; cooperatives; branches of foreign enterprises; companies provided for in provisions other than the Commercial Companies Code and the Civil Code or legal forms to which the provisions on companies apply; foreign enterprises; entities with no specific legal form.

The data presented in this study are prepared in accordance with the guidelines developed by Eurostat and include information on registration and bankruptcy of economic entities (enterprises) with a predominant type of activity classified as, according to NACE Rev. 2, sections from B (mining and quarrying) to S (other service activities), excluding section O (public administration and defense; compulsory social security) and division 94 (activities of membership organizations).

By legal form, the data include the following entities: civil partnerships operating based on a contract concluded in accordance with the Civil Code, natural persons conducting economic activity, professional partnerships, public limited companies, limited liability companies, general partnerships, limited partnerships, public limited partnerships, state enterprises, cooperatives, branches of foreign enterprises, companies provided for in provisions other than the Commercial Companies Code and the Civil Code or legal forms to which the provisions on companies apply, foreign enterprises, entities with no specific legal form.

In the study, there are additional forms of grouping introduced apart from the generally classification :

- "industry" including sections: mining and quarrying (section B), manufacturing (section C), electricity, gas steam and air conditioning supply (section D), water supply; sewerage, waste management and remediation activities (section E);
- "services" including sections: financial and insurance activities (section K), real estate services (section L), professional, scientific and technical activities (section M), administrative and support service activities (section N);
- "other sections" including sections: education (section P), human health and social work activities (section Q), arts, entertainment and recreation (section R), other service activities (section S excluding division 94 activities of membership organizations).

The number of bankruptcies in a given quarter applies to enterprises against which a decision on declaration of bankruptcy has been issued by a competent District Court in a given quarter.

The number of registrations in a given quarter applies to enterprises that were registered in the National Official Registry of Entities of the National Economy (REGON) in a given quarter. The registrations also include natural persons that terminated than restarted economic activity.

In the case of quoting Statistics Poland data, please provide information: "Source of data: Statistics Poland", and in the case of publishing calculations made on data published by Statistics Poland, please provide information: "Own elaboration based on Statistics Poland data".

**TABULAR ANNEX**

**Table 1. Number of registrations of enterprises**

SPECIFICATION	2020				2021		
	Q1	Q2	Q3	Q4	Q1	Q2	Q3
<b>TOTAL</b>	<b>84 099</b>	<b>64 410</b>	<b>87 360</b>	<b>75 925</b>	<b>84 223</b>	<b>92 445</b>	<b>85 198</b>
Industry (sections B,C,D,E)	6 980	5 429	7 081	6 188	6 828	7 513	6 799
Construction (section F)	19 529	14 324	19 930	14 601	16 871	20 247	19 029
Trade; repair of motor vehicles (section G)	14 285	12 661	15 547	14 036	15 648	15 288	13 684
Transportation and storage (section H)	5 586	4 047	4 920	4 214	4 846	5 131	5 134
Accommodation and catering (section I)	2 798	3 349	3 313	2 002	2 389	4 573	2 941
Information and communication (section J)	5 544	3 879	5 622	6 197	7 709	7 659	7 214
Services (sections K,L,M,N)	18 182	12 904	18 129	17 225	18 812	19 542	17 450
Other sections (P,Q,R,S exclud- ing division 94)	11 195	7 817	12 818	11 462	11 120	12 492	12 947

**Table 2. Number of registrations of enterprises by legal form**

SPECIFICATION	2020				2021		
	Q1	Q2	Q3	Q4	Q1	Q2	Q3
<b>TOTAL</b>	<b>84 099</b>	<b>64 410</b>	<b>87 360</b>	<b>75 925</b>	<b>84 223</b>	<b>92 445</b>	<b>85 198</b>
Civil law partnership	1 455	918	1 224	1 123	1 472	1 311	1 125
Natural persons conducting economic activity	69 472	53 530	73 987	63 355	69 760	77 651	71 623
Professional partnerships	25	20	26	34	37	34	31
Public limited companies	68	45	63	83	74	88	53
Limited liability companies	11 299	8 559	10 657	10 328	12 013	12 442	11 821
General partnerships	261	191	202	410	586	596	319
Limited partnerships	1 385	1 049	1 089	492	160	164	131
Public limited partnerships	25	16	15	13	8	16	18
State-owned enterprises	0	0	0	0	0	0	0
Cooperatives	46	29	29	28	32	53	16
Branches of foreign enterprises	41	40	53	47	52	66	55
Others, including without specific legal form*	22	13	15	12	29	24	6

\* "Others, including without specific legal form" includes the following legal forms: companies provided for in the provisions of acts other than the Code of Commercial Companies and the Civil Code or legal forms, to which regulations on companies apply, foreign companies, without specific legal form.

**Table 3. Number of bankruptcies of enterprises**

SPECIFICATION	2020				2021		
	Q1	Q2	Q3	Q4	Q1	Q2	Q3
<b>TOTAL</b>	<b>142</b>	<b>157</b>	<b>123</b>	<b>106</b>	<b>126</b>	<b>84</b>	<b>79</b>
Industry (sections B,C,D,E)	33	40	32	19	28	17	24
Construction (section F)	20	19	18	15	16	16	8
Trade; repair of motor vehicles (section G)	38	41	34	34	34	20	18
Transportation and storage (section H)	13	13	5	8	5	7	3
Accommodation and catering (section I)	10	5	9	6	9	6	6
Information and communication (section J)	5	3	1	3	3	4	1
Services (sections K,L,M,N)	21	25	18	16	23	12	18
Other sections (P,Q,R,S exclud- ing division 94)	2	11	6	5	8	2	1

**Table 4. Number of bankruptcies of enterprises by legal form**

SPECIFICATION	2020				2021		
	Q1	Q2	Q3	Q4	Q1	Q2	Q3
<b>TOTAL</b>	<b>142</b>	<b>157</b>	<b>123</b>	<b>106</b>	<b>126</b>	<b>84</b>	<b>79</b>
Natural persons conducting economic activity	39	35	26	20	28	20	15
Professional partnerships	0	0	0	0	0	0	0
Public limited companies	11	13	7	9	3	1	8
Limited liability companies	80	84	79	65	82	50	47
General partnerships	3	7	5	4	3	2	3
Limited partnerships	7	13	5	8	7	9	6
Public limited partnerships	1	2	0	0	1	0	0
State-owned enterprises	0	0	0	0	0	0	0
Cooperatives	1	3	1	0	2	2	0
Branches of foreign enterprises	0	0	0	0	0	0	0
Others, including without specific legal form *	0	0	0	0	0	0	0

\* "Others, including without specific legal form" includes the following legal forms: companies provided for in the provisions of acts other than the Code of Commercial Companies and the Civil Code or legal forms, to which regulations on companies apply, foreign companies, without specific legal form.

Prepared by:  
**Enterprises Department**  
**Director Katarzyna Walkowska**  
Office: tel. (+48 22): 608 31 25

Issued by:  
**The Spokesperson for the President**  
**of Statistics Poland**  
**Karolina Banaszek**  
Mobile: (+48) 695 255 011

**Press Office**

Office: tel. (+48 22) 608 34 91, 608 38 04

**e-mail: [obslugaprasowa@stat.gov.pl](mailto:obslugaprasowa@stat.gov.pl)**



[www.stat.gov.pl/en/](http://www.stat.gov.pl/en/)



[@StatPoland](https://twitter.com/StatPoland)



[@GlownyUrzadStatystyczny](https://www.facebook.com/GlownyUrzadStatystyczny)

**Related information**

[Registrations and bankruptcies of enterprises in the first quarter of 2021](#)

[Registrations and bankruptcies of enterprises in the second quarter of 2021](#)