

# Tourism in the European Union<sup>1</sup> – data for 2019

25.02.2021


**103,4**

Increase in the number of tourists accommodated in tourist accommodation establishments compared to 2018

**In 2019, in tourist accommodation establishments in EU countries 1.1 billion persons were accommodated and 3.4 billion overnight stays were provided for them. In comparison with the previous year, the number of tourists was higher by 3.4% and the number of overnights stays by 3.1%.**

The data on the capacity and occupancy of accommodation establishments provided to Eurostat by individual countries are not fully comparable as according to the legislation in force<sup>2</sup> the scope of information transmitted by EU member countries includes at least all tourist accommodation establishments with 10 or more bed places. Transmission of data on establishments with 9 or less bed places is not mandatory and not all countries provide such data.

According to estimates, in 2019 there were 717.6 thousand tourist accommodation establishments in the European Union countries, of which almost 1/3 of the establishments (218.3 thousand) were located in Italy and almost 16% in Croatia (113.8 thousand). Spain and Germany each had over 50 thousand establishments. These four countries concentrated together more than 60% of tourist accommodation establishments in the EU. In Poland, in 2019, there were 11.3 thousand establishments and they accounted for 1.6% of the total tourist accommodation establishments in the European Union.

The structure of the EU accommodation base was dominated by holiday and other short-stay accommodation (NACE group 55.2) accounting for 66.8% of all establishments, the share of hotels and similar accommodation (NACE group 55.1) was 29.1%, and camping grounds (NACE group 55.3) 4.1%. However, the structure was different across individual EU countries. In 2019, hotels and similar accommodation accounted for more than 50% of the establishments in 12 EU countries, including Cyprus and Malta where almost all tourist accommodation establishments belonged to this group of establishments (accounting for 99.8% and 91.8% of the total respectively), while in Croatia such establishments accounted for only 1.0% of the total. On the other hand, a high proportion of camping grounds among all tourist accommodation establishments was found in Denmark and the Netherlands (over 30% each), as well as in France and Sweden (27.1% and 24.2%, respectively).

In 2019, EU tourist accommodation establishments offered 32.9 million bed places to tourists, with establishments in France and Italy offering the most - more than 5 million each - and those in Spain and Germany - more than 3 million each. The total number of bed places in these countries accounted for more than half (53.2%) of the bed places prepared in 2019 for tourists across the EU. In Poland, tourist accommodation establishments had 825,5 thousand bed places in 2019, accounting for 2.5% of the EU total. The accommodation density rate, measured by the number of bed places per 1 km<sup>2</sup> area was 7.4 for EU, with the highest value in Malta - 152.2. In Poland, the rate was 2.6.

On average, one tourist accommodation establishment in the EU had 46 bed places in 2019, with establishments with the highest number of bed places in Denmark (364) and in Malta Sweden and Finland around 190 each. Nine countries had establishments with a lower average number of bed places than the EU average, with the smallest in Croatia (10 bed places). In Poland, one accommodation establishment had an average of 73 bed places in 2019.

In 2019, there were 717.6 thousand tourist accommodation establishments in the European Union countries

More than 50% of bed places were offered by establishments located in four EU member states

<sup>1</sup> Due to the lack of data in the Eurostat database on tourist trips in 2019, the data concern capacity and occupancy of tourist accommodation establishments.

<sup>2</sup> <https://eur-lex.europa.eu/LexUriServ/LexUriServ.do?uri=OJ:L:2011:192:0017:0032:PL:PDF>

**Table 1. Tourist accommodation establishments and their occupancy in 2019**

Country	Establishments	Bed places	Tourists accommodated		Overnight stays	
			total	of which foreign tourists	total	of which of foreign tourists
			in thousand			
<b>Total</b>	717.6 <sup>a</sup>	32 889.7 <sup>a</sup>	1 140 645.5 <sup>a</sup>	457 076.4 <sup>a</sup>	3 417 010.2 <sup>a</sup>	1 678 054.1 <sup>a</sup>
Austria	22.0	1 038.2	41 321.4	27 962.3	127 890.6	91 386.2
Belgium	9.7	395.6	18 057.6	9 343.3	42 512.8	21 204.8
Bulgaria	3.7	341.5	8 187.6	4 067.4	27 154.8	17 479.8
Croatia	113.8	1 157.9	19 553.5	17 348.1	91 178.1	84 124.2
Cyprus	0.8	90.2	3 243.0	2 689.3	17 573.7	16 561.1
Czechia	9.4	743.7	21 998.4	10 890.5	57 024.8	27 180.6
Denmark	1.2	436.0	8 279.4	3 086.4	34 325.6	12 976.6
Estonia	1.4	61.0	3 790.0	2 253.4	6 967.0	4 375.6
Finland	1.4	257.0	12 426.7	3 290.2	23 095.7	7 056.0
France	29.7	5 098.7	174 628.1	51 580.0	446 553.9	135 990.1
Greece	37.8	1 348.9	34 202.1	25 038.5	143 594.5	119 971.4
Spain	52.9	3 638.9	135 008.8	67 728.1	469 813.6	299 091.4
Netherlands	8.8	1 412.9	45 916.0	20 129.4	123 442.6	51 750.4
Ireland	2.6	208.0	11 918.5	3 277.8	32 580.8	16 285.3
Lithuania	3.8	108.5	4 037.7	1 938.0	8 946.8	4 142.5
Luxembourg	0.4	62.6	1 165.3	1 041.1	2 852.3	2 504.7
Latvia	1.2	55.8	2 853.3	1 945.9	5 509.7	3 851.3
Malta	0.2	48.1	2 022.9	1 821.8	9 911.3	9 436.3
Germany	50.5	3 594.7	185 121.0	39 441.6	436 954.8	89 260.8
<b>Poland</b>	11.3	825.5	35 668.1	7 470.5	93 342.7	18 683.6
Portugal	7.2	671.6	27 895.1	16 200.4	77 594.3	51 592.3
Romania	8.2	351.2	13 277.4	2 672.9	29 889.9	5 269.1
Slovakia	3.4	206.1	6 267.8	2 409.1	17 225.3	6 047.7
Slovenia <sup>b</sup>	9.6	186.6	6 221.8	4 694.8	15 758.7	11 355.7
Sweden	4.4	823.3	31 897.7	7 407.2	63 175.3	15 980.2
Hungary	4.4	414.2	13 454.1	6 168.6	33 200.0	15 752.6
United Kingdom <sup>a</sup>	.	.	117 286.7 <sup>b</sup>	29 106.4 <sup>b</sup>	367 228.7 <sup>b</sup>	161 304.1 <sup>b</sup>
Italy	218.3	5 175.8	131 381.7	65 010.2	436 739.3	220 662.7

<sup>a</sup> Estimated for EU-28 - no data available for the UK. <sup>b</sup> Estimated based on monthly data.

More than 40% of the total bed places in the EU was provided by hotels and similar establishments in 2019. Of the 14.4 million bed places in this type of establishments, more than 50% were in Germany, Spain, France and Italy, where establishments had between 1.3 million and 2.3 million bed places prepared for tourists. In Poland, hotels and similar establishments had 368.9 thousand bed places in 2019.

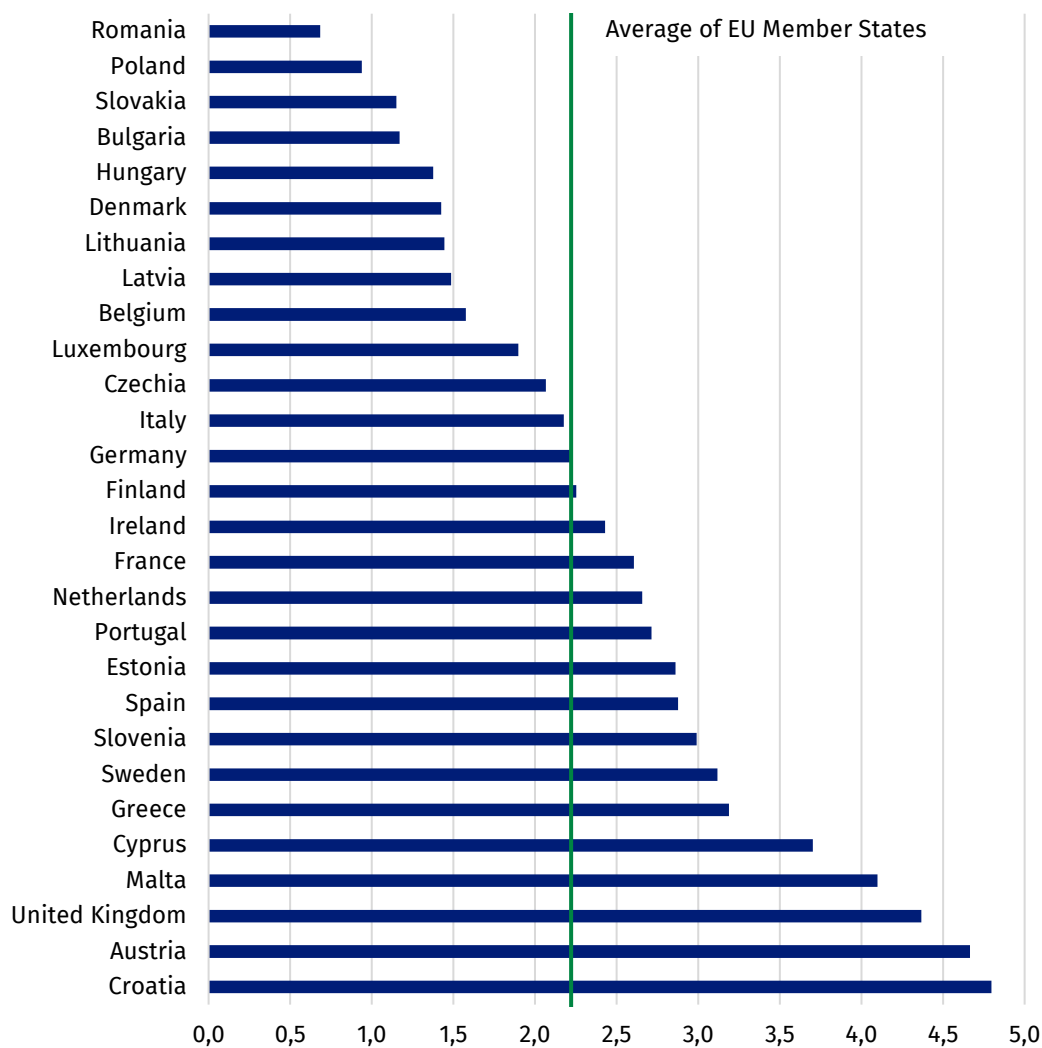
On average, one hotel or similar establishment in the EU had 69 bed places (87 in Poland). The smallest establishments of this type - with less than 60 bed places - were located in Germany, Czechia and Austria. On the other hand, in Malta, Finland, Denmark, Croatia, Portugal, Bulgaria, Sweden and Cyprus, one establishment of this type had on average more than 100 bed places (in Malta even 207 bed places).

In 2019, 1 140.6 million tourists, 3.4% more than the year before, were accommodated in tourist accommodation establishments in the European Union countries. The largest number of persons were accommodated in accommodation establishments located in Germany and France (185.1 million and 174.6 million respectively), Spain, Italy (over 130 million each) and the United Kingdom (over 100 million). Per 1 citizen, the highest number of tourists visited Croatia (4.8), Austria (4.7) and Malta (4.1), with an EU average of 2.2. In Poland the indicator was 0.9.

In 2019, almost ¾ of all tourists staying in tourist accommodation establishments in the European Union stayed overnight in hotels and similar establishments, including almost all tourists visiting Cyprus and Malta and more than 90% of tourists visiting Bulgaria and Ireland. In Poland, 76.3% of all tourists were accommodated in hotels and similar establishments.

Among those staying in tourist accommodation establishments in 2019, foreign tourists accounted for 40.1%, with Malta, Luxembourg and Croatia accounting for about 90% of foreign tourists. In Poland, foreign tourists constituted 21%.

**Chart 1. Number of tourists per 1 inhabitant in 2019**



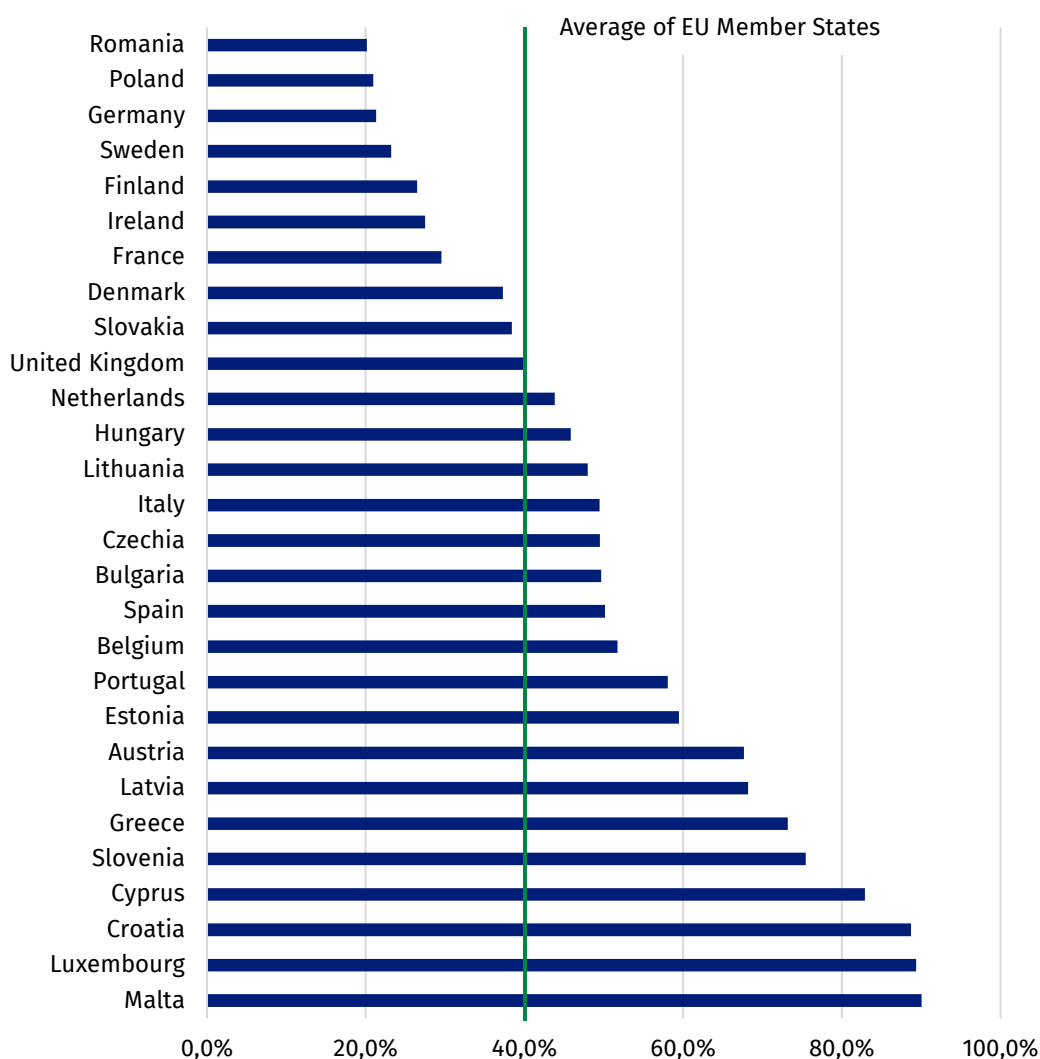
Tourists accommodated in tourist accommodation establishments in the EU were provided with 3 417.0 million overnight stays, 3.1% more than in the previous year. Four countries accounted for more than half of the overnight stays provided across the EU: Spain (13.7%), France (13.1%), Germany (12.8%) and Italy (12.8%). Compared to 2018, the number of overnight stays provided increased in almost all member states, with the highest increases in Greece (by 16.7%), Slovakia (by 13.4%) and Lithuania (by 10.6%). A decrease in the number of overnight stays provided compared to the previous year occurred in two countries: Luxembourg and Malta - by 2.3% and 2.0% respectively.

EU tourist accommodation establishments provided 3.4 billion overnight stays in 2019

In 2019, most overnight stays (over 60% - 2 071.1 million) in the EU were provided to tourists in hotels and similar establishments, the least - 12.3% of the total in camping grounds. However, there were significant regional differences: in Cyprus, Malta, Ireland and Bulgaria, overnight stays in hotels and similar establishments accounted for more than 90% of all overnight stays; more than half of overnight stays in Croatia were in holiday and short-stay accommodation; and in Luxembourg, Denmark, France and Sweden, the proportion of overnight stays spent in campsites to the total number of overnight stays was more than twice the EU average (12.3%), ranging from 26.5% to 33.1%.

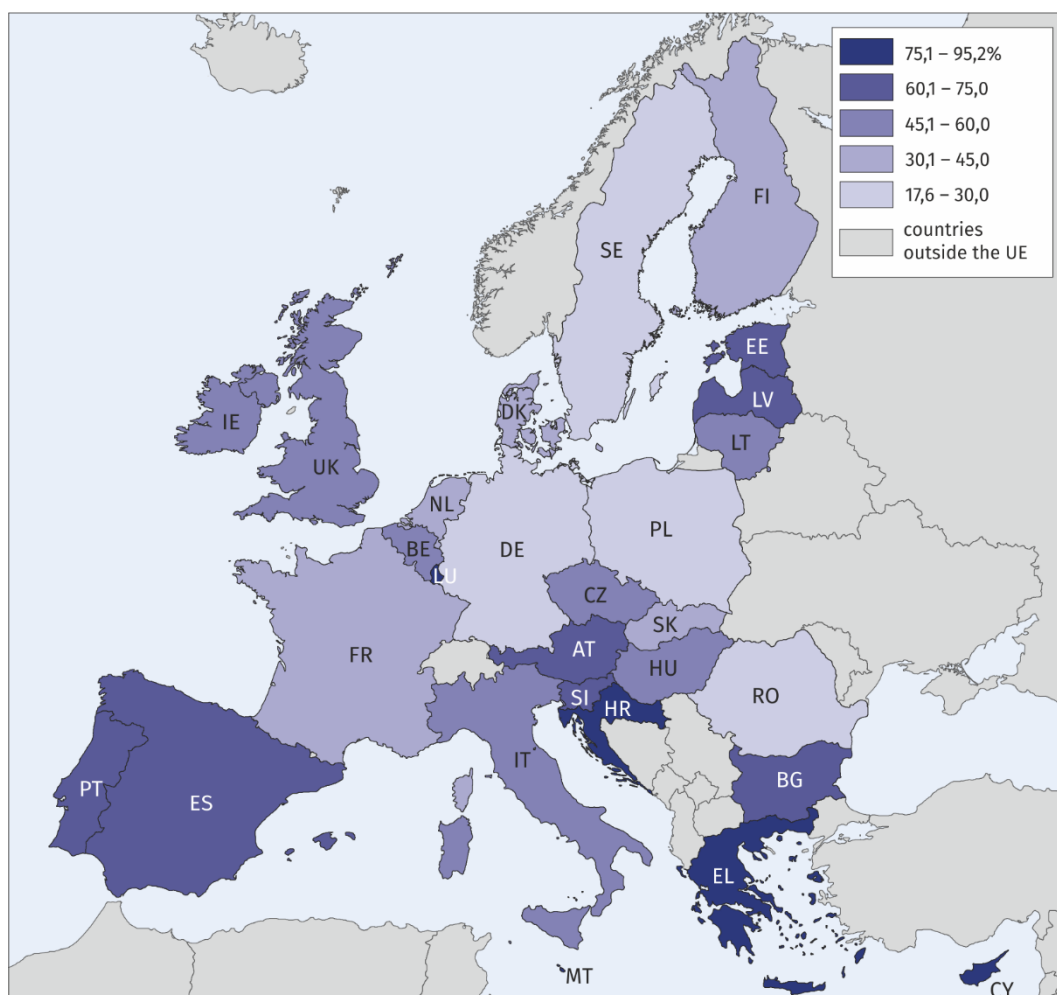
On average, tourists were accommodated three nights, with the longest stays in establishments located in Cyprus and Malta - 5.4 and 4.9 nights respectively. In Poland, the length of stay at tourist accommodation establishments was slightly shorter than the EU average - 2.6 nights.

**Chart 2. The share of foreign tourists in the total number of tourists in 2019**



Taking into account the location of establishments, i.e. distance from the sea, in 2019 almost half (46%) of the overnight stays were provided to tourists travelling within the EU by establishments located in coastal areas<sup>3</sup>. Apart from Malta, which is entirely considered as a coastal area, very high percentages of overnight stays provided in coastal areas (more than 90% of total overnight stays provided) were also recorded in Cyprus, Greece, Croatia and Denmark. Very few overnight stays (less than 20% of the total) were provided in such areas in Romania, Slovenia, Belgium and Germany, excluding, of course, the five landlocked EU countries (Czechia, Luxembourg, Hungary, Austria and Slovakia). In Poland, almost ¼ (24.8%) of all overnight stays were provided in coastal areas in 2019. Taking into account the degree of urbanisation<sup>4</sup>, the distribution of overnight stays provided to tourists in densely (urban), medium (non-urban) and sparsely (rural) populated areas of the EU was fairly even in 2019, with roughly one third of overnight stays provided in each area. In individual member states, the number of overnight stays provided in the above-mentioned areas depended on a number of factors, including location, tourist attractions and the popularity of certain regions among tourists. Latvia and Estonia recorded the highest number of overnight stays (65.7% and 55.0% of the total respectively) in tourist establishments located in urban areas, while Greece, Austria and Croatia had the highest proportion of overnight stays in rural areas, accounting for 66.8%, 65.6% and 63.4% of the total respectively.

**Map 1. The share of overnight stays of foreign tourists in the total number of overnight stays in European Union countries in 2019**



The study was prepared on the basis of data from the Eurostat database (access date 22.02.2021).

<sup>3</sup> <https://ec.europa.eu/eurostat/web/coastal-island-outermost-regions/methodology>

<sup>4</sup> <https://ec.europa.eu/eurostat/web/degree-of-urbanisation/background>

Prepared by:  
**Statistical Office in Rzeszów**  
**Director Marek Cierpiat-Wolan**  
Office: tel. (+48 17) 853 52 10

Issued by:  
**The Spokesperson for the President  
of Statistics Poland**  
**Karolina Banaszek**  
Mobile: (+48) 695 255 011

#### **Press Office**

Office: tel. (+48 22) 608 34 91, 608 38 04

**e-mail: [obslugaprasowa@stat.gov.pl](mailto:obslugaprasowa@stat.gov.pl)**



[www.stat.gov.pl/en/](http://www.stat.gov.pl/en/)



[@StatPoland](https://twitter.com/StatPoland)



[@GlownyUrzadStatystyczny](https://www.facebook.com/GlownyUrzadStatystyczny)

#### **Related information**

[Tourism in 2019](#)

#### **Data available in databases**

[Eurostat database](#)

[Local Data Bank](#)

#### **Terms used in official statistics**

[Tourist](#)

[Tourist accommodation establishment](#)

[Bed places in tourist accommodation establishments](#)

[Nights spent \(overnight stays\) in tourist accommodation establishments.](#)

[Duration of the stay](#)