

Tourism in the European Union - data for 2022

28.02.2024


56.8%

Increase in the number of tourists accommodated in accommodation establishments located in the 27 countries of the European Union in 2022 compared to 2021

In 2022, in tourist accommodation establishments located in the 27 countries of the European Union 926.1 million people were accommodated, with 2.7 billion overnight stays provided to them. Compared to 2021, both the number of tourists and the number of overnight stays provided to them increased - by 56.8% and 50.1% respectively.

Under current legislation¹, the scope of information provided by European Union (EU) member states to Eurostat includes all tourist accommodation establishments with 10 or more bed places. Transmission of data on establishments with 9 or fewer bed places is not mandatory and not all countries provide such data.

According to estimates, in 2022 there were 621.6 thousand tourist accommodation establishments in the European Union countries, of which more than one third of the establishments (224.6 thousand) were located in Italy. In Poland, at the same time 9.8 thousand establishments were ready to accommodate tourists, and they accounted for 1.6% of all accommodation establishments located in the EU.

The structure of EU accommodation establishments was dominated by *holiday and other short-stay accommodation* (NACE group 55.2), accounting for 69.9% of all establishments. *Hotels and similar accommodation* (NACE group 55.1) accounted for 26.2% and *camping grounds* (NACE group 55.3) for 3.9%.

The structure of the accommodation establishments varied greatly from country to country. In Cyprus and Malta, in 2022, almost all tourist accommodation establishments belonged to the group of hotels and similar accommodation (99.6% and 91.0%, respectively), while in Croatia such establishments accounted for only 1.0% of the total and were dominated by *holiday and other short-stay accommodation* (98.2%).

In 2022, tourist accommodation establishments offered 28.9 million bed places to tourists. The largest number of bed places, similar to the number of accommodation establishments was in Italy and France (over 5 million each), followed by Spain and Germany (over 3 million each). The total number of bed places in these countries accounted for nearly two-thirds of all bed places prepared for tourists in the EU in 2022. In Poland, tourist accommodation establishments had 779.9 thousand bed places, which accounted for 2.7% of the total places prepared for tourists in EU countries.

Hotels and similar accommodation had 12.6 million bed places, accounting for 43.7% of all bed places in the EU. Nearly 60% of them were located in Italy, Spain, Germany and France, where respectively 2.2 million, 2.0 million, 1.8 million and 1.3 million bed places were prepared for tourists. In Poland, hotels and similar accommodation had 381.1 thousand bed places, which accounted for 1.3% of the total number of bed places in the EU.

In 2022, one tourist establishment in the EU had an average of 46 bed places, of which establishments with the highest average number of bed places located in Denmark (364 places). Lower than the EU average number of bed places was reported by establishments in ten

The number of tourist accommodation establishments in the European Union countries in 2022 increased by 4.1% compared to 2021

Nearly two-thirds of the total number of bed places were offered by establishments located in Italy, France, Spain and Germany

¹ <https://eur-lex.europa.eu/LexUriServ/LexUriServ.do?uri=OJ:L:2011:192:0017:0032:PL:PDF>

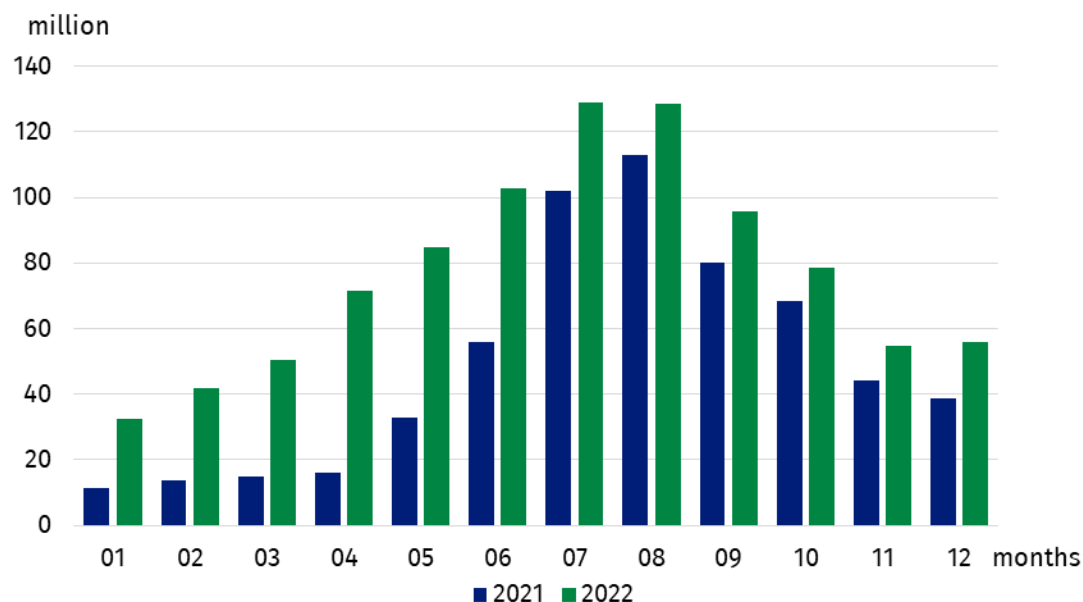
countries, with the smallest in Croatia (10 places). In Poland, in 2022, one accommodation establishment had an average of 80 beds.

More than 40% of the total number of bed places available in the EU were in establishments located in coastal areas². In Poland, this share was 27.7%. The distribution of tourist accommodation by degree of urbanization³ in the EU was as follows: in densely populated areas (cities) - 22.4%, medium populated areas (suburbs) – 33.7% and sparsely populated areas (rural areas) - 43.9%.

Malta and Estonia offered the largest number of bed places (51.9% and 35.3% of the total, respectively) in tourist establishments located in urban areas, while Greece, Austria and Denmark offered them in rural areas (72.6%, 69.9% and 69.3%, respectively). In Poland, on the other hand, 26.2% of bed places was in establishments located in cities, 32.4% in suburbs and 41.4% in rural areas.

The occupancy rate of bed places in each country in 2022 ranged from 31.8% in Slovakia to 66.4% in Cyprus. More than the EU average (46.7%), establishments were occupied in: Cyprus (66.4%), Spain (58.5%), Croatia (55.4%), Malta (54.4%), Ireland (54.0%), Greece (51.1%), France (49.4%), Portugal (49.1%), Italy (48.3%) and the Netherlands (46.9%).

Chart 1. Tourists accommodated in accommodation establishments located in the 27 countries of the European Union



In 2022, 926.1 million tourists were accommodated in tourist accommodation establishments located in the 27 EU countries (56.8% more than in 2021.) More than 70% of tourists stayed overnight in hotels and similar accommodation. In Poland, 79.3% of tourists were accommodated in this type of establishments.

Foreign tourists accounted for 37.1% of those accommodated in accommodation establishments located in the 27 EU countries in 2022. The highest share of foreign visitors in the total number of tourists was recorded in Luxembourg - 86.7%, followed by Croatia – 86.2% and Malta – 86.0%, and the lowest in Romania – 13.4%. In Poland, the share of foreign tourists amounted to 17.1%.

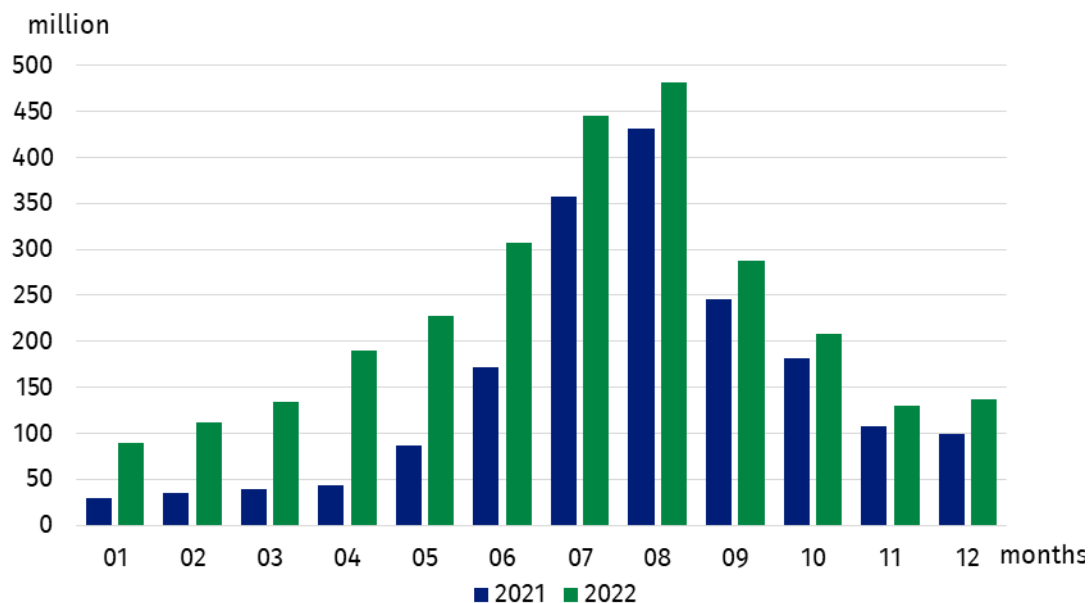
In 2022, one hotel or similar accommodation in the EU had an average of 78 bed places

During the holiday months (July and August) of 2022, tourists made a total of 926.9 million overnight stays, which accounted for 33.7% of the total nights provided during the year

² <https://ec.europa.eu/eurostat/web/coastal-island-outermost-regions/methodology>

³ <https://ec.europa.eu/eurostat/web/degree-of-urbanisation/background>

Chart 2. Number of overnight stays provided in accommodation establishments in 27 UE countries



In 2022, 2748.5 million overnight stays were provided to tourists accommodated in accommodation establishments in the EU (50.1% more than in 2021.) Nearly two-thirds of the overnight stays provided in the 27 EU countries were in four countries: Spain (16.4%), France (16.1%), Italy (15.0%), Germany (14.6%). On average, tourists stayed 3.0 nights. In Poland, the length of a stay at tourist accommodation establishments was slightly shorter than the EU average and amounted to 2.6 nights.

In 2022, 1209.3 million overnight stays were provided to foreign tourists in tourist accommodation establishments across the 27 countries of the European Union

In 2022, the highest number of overnight stays in the EU was recorded in hotels and similar accommodation – 1701.8 million (i.e. 61.9%), and the lowest in camping grounds – 388.5 million (i.e.14.1%).

Map 1. Share of overnight stays provided to foreign tourists in the total number of overnight stays in 2022 in the 27 countries of the European Union

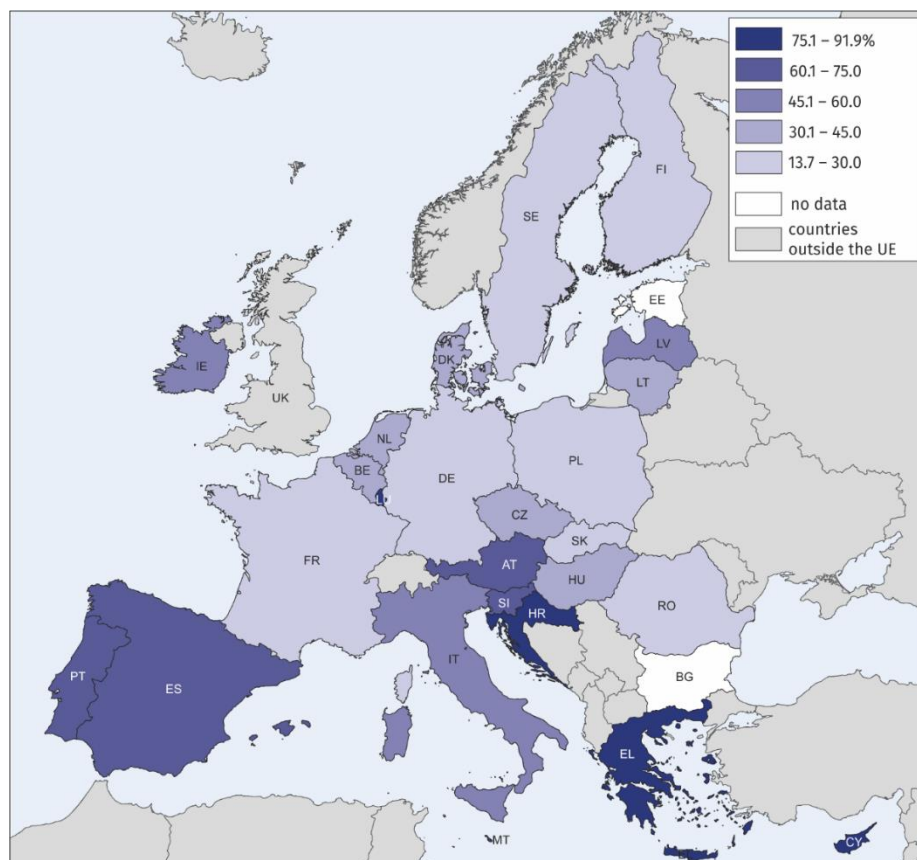


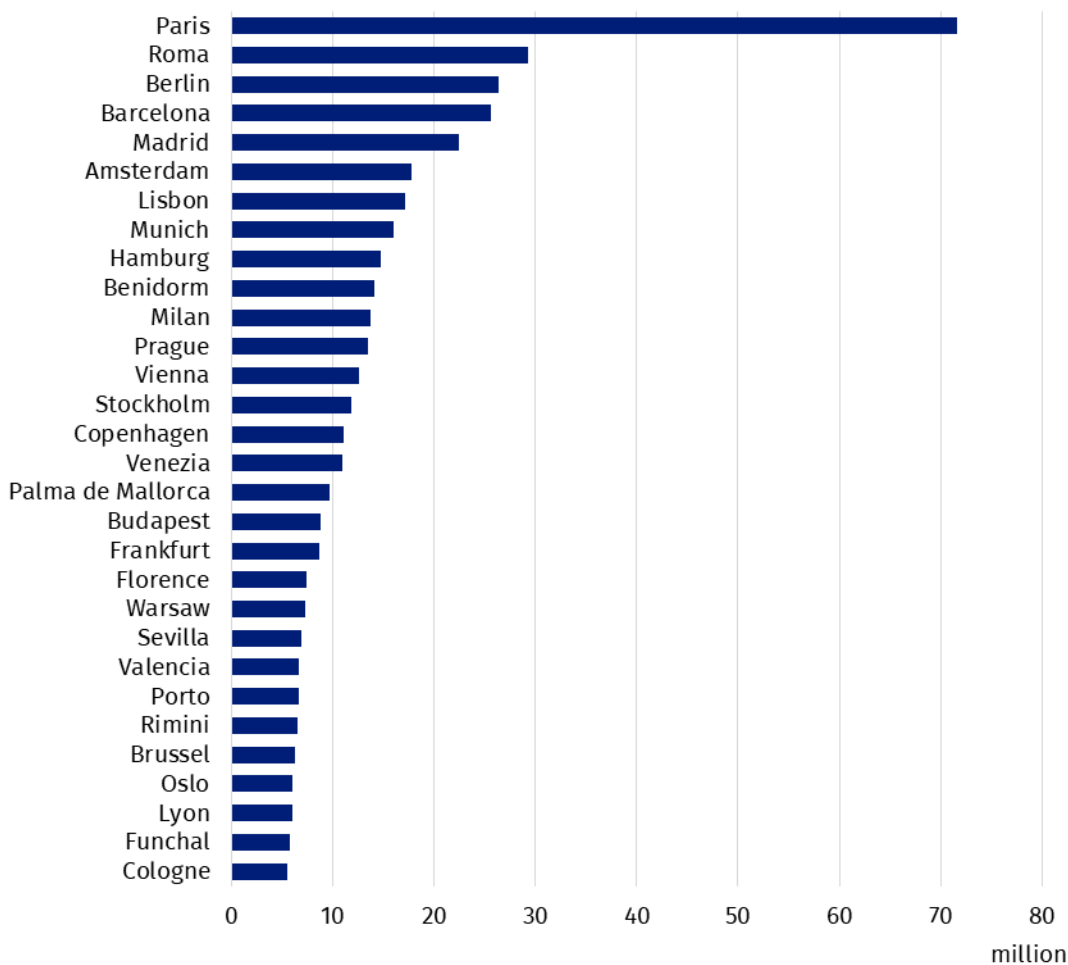
Table 1. Tourist accommodation establishments and their occupancy in 2022

SPECIFICATION	Establishments	Bed places	Tourists accommodated ^b		Overnight stays provided ^b	
			total	of which foreign tourists	total	of which to foreign tourists
in thousands						
Total	621.6	28 903.0	926 129.1	343 631.4	2748 475.6^b	1209 305.5^b
Austria	24.0	1 064.9	35 569.7	22 874.3	115 062.7	79 470.2
Belgium	10.3	423.4	17 626.6	8 220.2	43 024.1	19 377.8
Bulgaria	4.0	354.8
Croatia	110.5	1 127.2	17 769.1	15 322.2	90 005.4	82 278.7
Cyprus	0.8	88.5	2 822.4	2 174.3	14 252.4	12 935.0
Czechia	10.7	783.2	19 424.2	7 343.4	50 599.3	18 139.7
Denmark	1.2	450.8	.	.	38 538.6	13 443.9
Estonia	1.3	62.0	.	.	5 590.9	.
Finland	1.4	256.9	11 533.0	2 127.5	21 971.3	4 975.0
France	28.8	5 058.7	167 212.1	45 672.4	443 816.2	123 869.0
Greece	30.2	1 278.8	31 413.4	23 101.5	132 745.9	111 550.1
Spain	56.2	3 771.0	133 013.4	62 470.4	451 624.9	271 440.9
Netherlands	9.5	1 408.2	46 000.2	16 582.2	132 638.2	48 160.1
Ireland ^a	2.6	221.4	9 924.0	2 668.0	34 930.8	16 474.8
Lithuania	4.6	110.0	3 816.4	1 144.4	8 073.1	2 614.4
Luxembourg	0.4	58.4	1 167.3	1 012.6	2 795.9	2 404.0
Latvia	1.1	48.9	2 172.1	1 138.9	3 882.9	2 113.2
Malta	0.3	51.0	1 814.2	1 559.6	8 210.4	7 549.2
Germany	48.7	3 611.3	158 540.0	28 382.9	400 409.1	67 616.3
Poland	9.8	779.9	34 249.0	5 846.6	89 953.8	14 759.2
Portugal	7.7	692.3	27 337.5	15 328.0	76 948.0	49 584.7
Romania	11.1	409.7	12 355.1	1 660.5	26 579.5	3 635.2
Slovakia	3.5	198.5	4 701.2	1 555.8	12 348.8	3 651.1
Slovenia	10.0	189.5	5 860.1	3 928.9	15 559.3	10 055.3
Sweden	4.3	834.9	31 873.9	6 442.2	62 925.6	13 967.4
Hungary	4.0	368.8	11 287.2	4 481.3	29 446.0	12 364.1
Italy	224.6	5 200.2	118 514.6	55 086.9	412 008.5	201 069.4

^a Estimated data. ^b Estimated based on monthly data.
(.) – no data.

In 2022, the most popular city in the European Union in terms of overnight stays was Paris (71.6 million). Rome (29.2 million) and Berlin (26.3 million) followed. Warsaw, with 7.3 million overnight stays provided, was in 21th position.

Chart 3. Number of overnight stays in selected cities of the 27 EU countries



The news release was prepared on the basis of data available in the Eurostat database (accessed on 13.02.2024).

When quoting Statistics Poland data, please provide information: "Source of data: Statistics Poland", and when publishing calculations made on data published by Statistics Poland, please provide information: "Own study based on Statistics Poland data".

Prepared by:
Statistical Office in Rzeszów
Director Marek Cierpiat-Wolan
Office: tel. (+48 17) 853 52 10

Issued by:
**The Spokesperson for the President
of Statistics Poland**
Karolina Banaszek
Mobile: (+48) 695 255 011

Press Office

Office: tel. (+48 22) 608 34 91, 608 38 04
e-mail: obslugaprasowa@stat.gov.pl

-  www.stat.gov.pl
-  [@GUS_STAT](https://twitter.com/GUS_STAT)
-  [@GlownyUrzadStatystyczny](https://www.facebook.com/GlownyUrzadStatystyczny)
-  [gus_stat](https://www.instagram.com/gus_stat)
-  [glownyurządstatystycznygus](https://www.youtube.com/glownyurządstatystycznygus)
-  [glownyurządstatystyczny](https://www.linkedin.com/company/glownyurządstatystyczny)

Related information

[Tourism in 2022](#)

Data available in databases

[Eurostat database](#)

[Local Data Bank](#)

Terms used in official statistics

[Tourist](#)

[Tourist accommodation establishment](#)

[Bed places in tourist accommodation establishments](#)

[Nights spent \(overnight stays\) in tourist accommodation establishments.](#)

[Duration of the stay](#)