

Activity of museums in 2022

11.05.2023

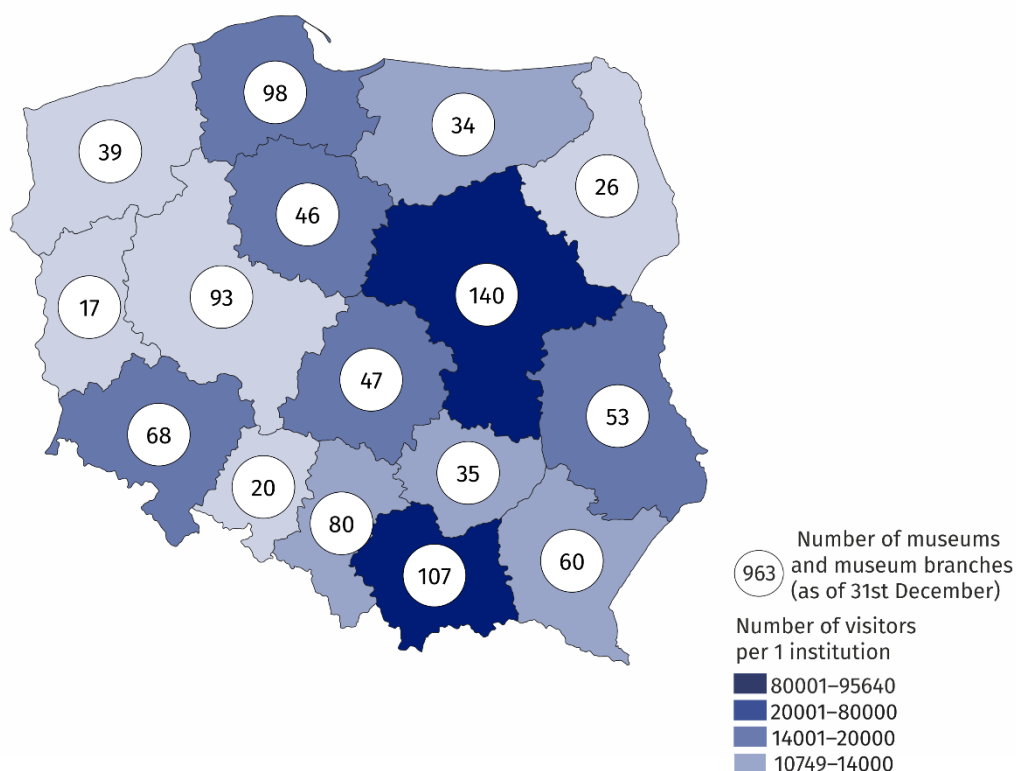
↑ 45.4%

Increase of the number of visitors in museums and museum branches in comparison to 2021

In 2022 there were 963 museums and museum branches, visited by 36.7 million people. Museums presented 2.6 thousand regular exhibitions and organised 4.4 thousand temporary exhibitions in Poland.

In terms of the number of museums and museum branches, two voivodships dominated – Mazowieckie and Małopolskie. In 2022, 140 and 107 entities respectively operated there. In these voivodeships, visitors accounted for 60.3% of the total number of visitors to museums and museum branches. The fewest museums and visitors were recorded in Lubuskie voivodship (17 museums and 228.7 thousand visitors). The number of museum visitors in Poland per 1,000 population was 970.

Map 1. Museums and museum branches in 2022



25.6% of the total number of museums operated in Mazowieckie and Małopolskie voivodships

71.8% of museums belonged to the public sector, the vast majority of which were organised by local government units (84.4%). Within the private sector, museum organisers were most often natural persons (53.3% of private museums).

71.8% of museums and museum branches belonged to the public sector

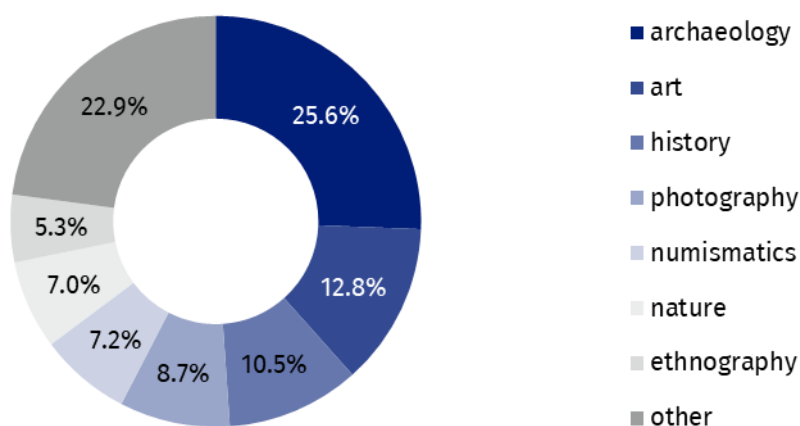
Museums and museum branches were visited by 36.7 million people, of which 14.2 million free of charge. Organised groups of school youth accounted for 10.7% of all visitors (in 2021 - 8.0%). Historical museums were the most popular among visitors, visited by 11.9 million people (32.4% of the total number of visitors).

Museums and museum branches were visited by 36.7 million people, including 14.2 million free of charge

The annual “Night of Museums” was attended by 619.6 thousand visitors (in 2021 - 160.5 thousand). Historical museums were the most popular during this event, with 231.8 thousand visitors (in 2021 - 80.3 thousand).

As at the end of 2022, the total number of museum collections amounted to 20.9 million items, 3.9% more than in the previous year. Museum exhibits from the field of archaeology dominated (25.6%), while geology and cartography exhibits were the least numerous (0.2% each). Interdisciplinary museums held the largest number of museum collections (31.3% of the total number of collections). A large group (22.9%) of museum objects included in the "other" category were, among others, collections from the following fields: archives (4.9%), technology (3.4%) and military (1.5%).

Chart 1. The structure of museum collections according to branches in 2022
As of 31 December

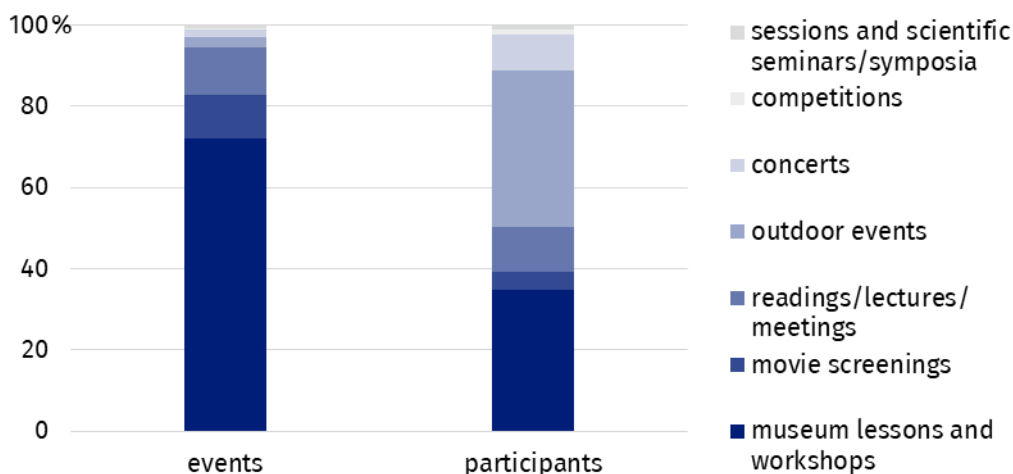


Museums presented 2.6 thousand permanent exhibitions (3.2% more than in 2021) and 4.4 thousand temporary exhibitions (23.6% more). The largest number of temporary exhibitions was organised by history museums (2.2 thousand).

In addition to the primary activity of collecting and presenting collection, museums also organised 132.6 thousand events in 2022, attended by 5.8 million people. The largest number of museum lessons took place - 95.8 thousand, attended by 2.0 million people.

The number of cultural and educational events increased by 75.4% compared to the previous year

Chart 2. The structure of cultural and educational activity of museums and museum branches in 2022



In the case of quoting data from the Statistics Poland, please provide information: "Statistics Poland data source", and in the case of publishing calculations made on data published by the Statistics Poland, please provide information: "Own study based on Statistics Poland data".

Prepared by:

Statistical Office in Kraków

Director Agnieszka Szlubowska

Office: tel. (+48 22) 420 40 50

Press Office

Office: tel: +48 22 608 38 04

e-mail: obslugaprasowa@stat.gov.pl

Issued by:

**The Spokesperson for the President of Statistics
Poland**

Karolina Banaszek

Mobile: (+48) 695 255 011



stat.gov.pl/en



[@StatPoland](https://twitter.com/StatPoland)



[@GlownyUrzadStatystyczny](https://www.facebook.com/GlownyUrzadStatystyczny)



[gus_stat](https://www.instagram.com/gus_stat)



[glownyurządstatystycznygus](https://www.youtube.com/glownyurządstatystyczny)



[glownyurządstatystyczny](https://www.linkedin.com/company/glownyurządstatystyczny)

Related information

[Culture and national heritage in 2021](#)

[Activity of museums in 2021](#)

Terms used in official statistics

[Museum](#)

[Museum branch](#)

[Unit's organiser](#)

[Museum lesson](#)

[Exhibits](#)

[Temporary exhibitions](#)

[Permanent exhibitions](#)

[Visitor](#)