

Financial results of cultural institutions in 2023 – preliminary data

14.03.2024

 **16.2%**

Total revenue increase y/y

In 2023, the financial results of cultural institutions were higher in comparison to the previous year. Total revenues increased by 16.2%, total costs by 15.7% and investment outlays by 13.5%.

Total revenues of cultural institutions in 2023 amounted to PLN 14,396.7 million. In the structure of revenues, 91.5% were net revenues from sale of products, goods and materials, 8.2% - other operating revenues and 0.3% - financial revenues. More than 26.0% of revenues were the total revenues of cultural institutions from Mazowieckie Voivodship.

Average total revenues per one cultural institution amounted to PLN 3,056.6 thousand. The highest total revenues per one institution were achieved by cultural institutions in Mazowieckie Voivodship – PLN 5,754.6 thousand, and the lowest in Lubelskie Voivodship – PLN 1,476.3 thousand. In 2023 national cultural institutions achieved revenues of PLN 2,854.5 million, while revenues of local government cultural institutions amounted to PLN 11,542.2 million. In the total revenues of cultural institutions the largest share was held by entities operating arts facilities - 40.7%.

Total costs were higher by 15.7% than in the previous year and amounted to PLN 14,198.2 million. The structure of costs was composed of: operating costs (98.6%), other operating costs (1.3%) and financial costs (0.1%). As in the case of revenues, over 26.0% of total costs were the costs of cultural institutions in Mazowieckie Voivodship. In the total costs of cultural institutions, the largest share was held by entities operating arts facilities - 40.8%.

Gross financial result amounted to PLN 198.6 million (gross profit PLN 303.0 million, gross loss PLN 104.4 million). Net financial result amounted to PLN 196.6 million (PLN 117.3 million in the previous year), with an increase in net profit (by 19.8%) and decrease in net loss (by 21.9%).

Total revenues of local government cultural institutions in 2023 amounted to PLN 11,542.2 million

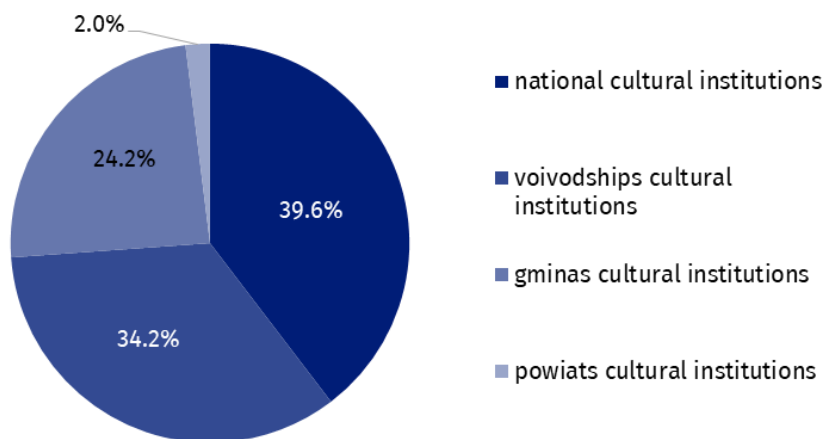
Net financial result of cultural institution in 2023 amounted to PLN 196.6 million

Table 1. Financial results of cultural institutions

Specification	01-12 2022	01-12 2023	01-12 2022=100
	in PLN million		
Total revenues	12,394.2	14,396.7	116.2
Total costs	12,274.9	14,198.2	115.7
Gross financial result	119.2	198.6	166.6
Net financial result	117.3	196.6	167.6
Net profit	251.7	301.6	119.8
Net loss	134.4	105.0	78.1
Investment outlays	1,921.9	2,181.0	113.5
Outlays on intangible fixed assets	33.6	51.9	154.2

In 2023 the investment outlays of cultural institutions were higher by 13.5% than in the previous year and amounted to PLN 2,181.0 million. Over 33.0% of investment outlays had cultural institutions from Mazowieckie voivodship.

Investment outlays incurred by local government cultural institutions amounted to PLN 1,316.9 million, i.e. 60.4% of the total amount of investment outlays.

Chart 1. The structure of investment outlays of cultural institutions by legal forms in 2023

In 2023 outlays of cultural institutions on intangible fixed assets were 54.2% higher in comparison to the previous year and amounted to PLN 51.9 million. The largest share of outlays on intangible fixed assets had cultural institutions from Mazowieckie Voivodship (48.0%).

Table 2. Total revenues and total costs of cultural institutions by selected divisions and classes of PKD classification in 2023

Specification	Number of cultural institutions	Total revenues	Total costs
		in PLN million	
Grand total	4,710	14,396.7	14,198.2
local government units property	4,633	11,542.2	11,430.5
government property	77	2,854.5	2,767.7
of which:			
creative, arts and entertainment activities	2,336	8,682.7	8,590.6
of which:			
performing arts activities	152	2,657.2	2,626.7
operation of arts facilities	2,173	5,858.8	5,798.1
libraries, archives, museums and other cultural activities	2,368	5,492.3	5,392.8
of which:			
library and archives activities	1,969	2,317.7	2,309.5
museums activities	391	3,082.0	2,994.8

The data presented in this study were prepared on the basis of the form with the symbol F-01/dk *Quarterly report on the finances of cultural institutions*.

In the case of quoting data from the Statistics Poland, please provide information: "Statistics Poland data source", and in the case of publishing calculations made on data published by the Statistics Poland, please provide information: "Own study based on Statistics Poland data".

Prepared by:
Statistical Office in Kraków
Director Agnieszka Szlubowska
Phone: [\(+48 12\) 420 40 50](tel:+48124204050)


Press Office

Phone: [\(+48 22\) 608 38 04](tel:+48226083804)


e-mail: obslugaprasowa@stat.gov.pl


Issued by:
**The Spokesperson for the President
of Statistics Poland**
Karolina Banaszek


Phone: [\(+48\) 695 255 011](tel:+48695255011)


 stat.gov.pl/en/

 [@StatPoland](https://twitter.com/StatPoland)

 [@GlownyUrzadStatystyczny](https://www.facebook.com/GlownyUrzadStatystyczny)

 [gus_stat](https://www.instagram.com/gus_stat)

 [glownyurządstatystycznygus](https://www.youtube.com/glownyurządstatystycznygus)

 [glownyurządstatystyczny](https://www.linkedin.com/company/glownyurządstatystyczny)

Related information

[Financial results of cultural institutions in the period January-September 2023](#)

[Methodological report. Non-financial enterprises surveys 2019](#)

Terms used in official statistics

[Total revenues](#)

[Total costs](#)

[Gross financial result](#)

[Net financial result](#)

[Investment outlays](#)

[Outlays on intangible fixed assets](#)

[Cultural institution](#)