

Financial results of cultural institutions in the period January–September 2023

14.12.2023


17.1%

Total revenues increase y/y

The financial results of cultural institutions for the three quarters of 2023 were higher compared to those obtained in the same period of the previous year. Total revenues increased by 17.1% during this time, and capital expenditures by 20.5%.

Total revenues of cultural institutions for the first three quarters of 2023 were 17.1% higher than in the previous year and amounted to PLN 10,494.3 million. The structure of the revenues was composed of net revenues from sales of products, goods and materials (92.4%), other operating revenues (7.3%) and financial revenues (0.3%). More than 26% of the total revenues were generated by cultural institutions from Mazowieckie Voivodship.

On average total revenues per one cultural institution amounted to PLN 2,230.5 thousand. The highest total revenues per one institution were achieved by cultural institutions in Mazowieckie Voivodship – PLN 4,163.4 thousand and the lowest in Lubelskie Voivodship – PLN 1,099.8 thousand. Total revenues of national cultural institutions for the first three quarters of 2023 amounted to PLN 2,012.2 million, while total revenues of local government cultural institutions amounted to PLN 8,482.1 million. Entities conducting operation of arts facilities had the largest share in total revenues of all cultural institutions – 41.1%.

Total costs during this period were 15.7% higher than in the previous year and amounted to PLN 9,849.4 million. The structure of costs was composed of operating costs (98.8%), other operating costs (0.1%) and financial costs (0.1%). More than 25% of the total costs were incurred by cultural institutions from Mazowieckie Voivodship. Entities conducting operation of arts facilities had the largest share in total costs – 40.9%.

Gross financial result amounted to PLN 644.8 million (gross profit PLN 708.6 million, gross loss PLN 63.8 million). Net financial result amounted to PLN 643.5 million (PLN 444.3 million in the previous year), with an increase in net profit (by 30.3%) and a decrease in net loss (by 35.0%).

Total revenues of gminas local cultural institutions for the first three quarters of 2023 amounted to PLN 5,954.5 million

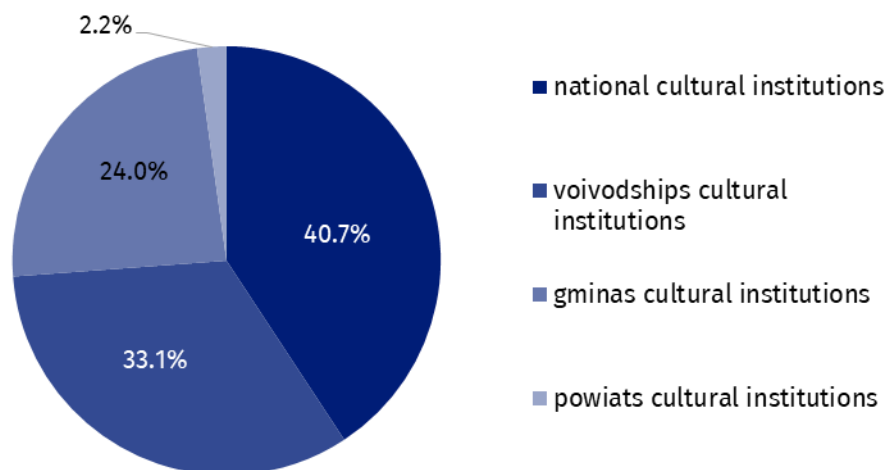
Net financial result of cultural institution for the first three quarters of 2023 amounted to PLN 643.5 million

Table 1. Financial results of cultural institutions

Specification	01-09 2022	01-09 2023	01-09 2022=100
	in PLN million		
Total revenues	8,959.2	10,494.3	117.1
Total costs	8,513.5	9,849.4	115.7
Gross financial result	445.7	644.8	144.7
Net financial result	444.3	643.5	144.8
Net profit	542.8	707.5	130.3
Net loss	98.5	64.0	65.0
Investment outlays	987.2	1,189.5	120.5
Outlays on intangible fixed assets	15.4	30.7	198.9

In the first three quarters of 2023, investment outlays by cultural institutions was 20.5% higher than a year earlier, amounting to PLN 1,189.5 million. Almost 33% of total investment outlays were investment outlays of cultural institutions from Mazowieckie Voivodship.

Investment outlays incurred by local government cultural institutions amounted to PLN 704.9 million, i.e. 59.3% of the total amount of investment outlays.

Chart 1. The structure of investment outlays of cultural institutions by legal forms for the first three quarters of 2023

In the first three quarters of 2023 outlays of cultural institutions on intangible and legal assets were 98.9% higher compared to the corresponding period of the previous year and amounted to PLN 30.7 million. Most of outlays on intangible and legal assets were from Mazowieckie Voivodship (41.4%).

Table 2. Total revenues and total costs of cultural institutions by selected divisions and classes of PKD classification for the first three quarters of 2023

Specification	Number of cultural institutions	Total revenues	Total costs
		in PLN million	
Grand total	4,705	10,494.3	9,849.4
local government units property	4,629	8,482.1	8,038.2
government property	76	2 012.2	1,811.2
of which:			
creative, arts and entertainment activities	2,332	6,324.7	5,981.1
of which:			
performing arts activities	152	1,892.6	1,841.5
operation of arts facilities	2,169	4,310.9	4,024.5
libraries, archives, museums and other cultural activities	2,367	4,019.9	3,724.0
of which:			
libraries and archives activities	1,969	1,721.1	1,623.0
museums activities	390	2,234.2	2,043.0

The data presented in this study were prepared on the basis of the form with the symbol F-01/dk *Quarterly report on the finances of cultural institutions*.

In the case of quoting data from the Statistics Poland, please provide information: "Statistics Poland data source", and in the case of publishing calculations made on data published by the Statistics Poland, please provide information: "Own study based on Statistics Poland data".

Prepared by:
Statistical Office in Kraków
Director Agnieszka Szlubowska

Phone: (+48 12) 420 40 50

Press Office

Phone: (+48 22) 608 38 04

e-mail: obslugaprasowa@stat.gov.pl

Issued by:
**The Spokesperson for the President
of Statistics Poland**


Karolina Banaszek


Phone: (+48) 695 255 011


 stat.gov.pl/en/

 @StatPoland

 @GlownyUrzadStatystyczny

 gus_stat

 glownyurządstatystycznygus

 glownyurządstatystyczny

Related information

[Financial results of cultural institutions in the first half of 2023](#)

[Methodological report. Non-financial enterprises surveys 2019](#)

Terms used in official statistics

[Total revenues](#)

[Total costs](#)

[Gross financial result](#)

[Net financial result](#)

[Investment outlays](#)

[Outlays on intangible fixed assets](#)

[Cultural institution](#)