

Cooperation between self-government units and inhabitants in 2022

31.01.2024 r.

↑ 43

The increase in the number of gminas that created a participatory budget in 2022 compared to the year 2021

At the end of 2022, 320 gminas (i.e., 12.9% of all in Poland) allocated a sum in the gmina's budget for the participatory budget. In gminas with a population exceeding 50,000 residents, 85.6% had a participatory budget.

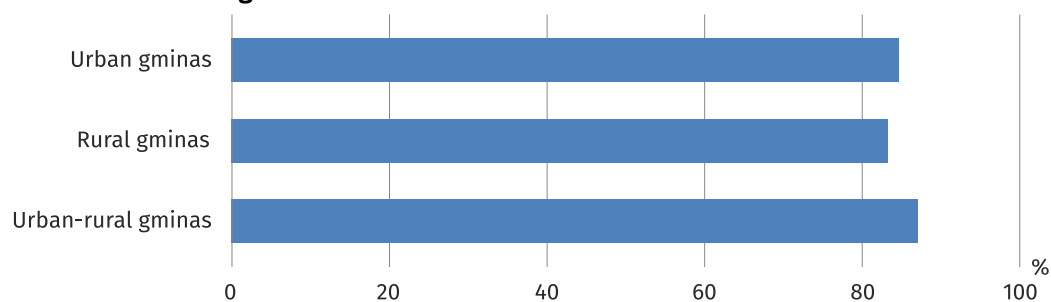
Citizen activity and engagement in decision-making processes related to residents are becoming increasingly common in local government units. Residents are not limited to participating only in local elections but actively participate in local matters that affect their lives by engaging in social consultations or making decisions regarding the implementation of projects funded by the participatory budget or the village fund. An important goal of social consultations is to develop solutions that assist gmina's authorities in making optimal public decisions that take into account the positions of the local community. During social consultations, gmina's authorities can present their proposals for legal acts, investment planning, and initiatives that will impact the lives of residents. They also receive suggestions for changes from residents, allowing for better planning of future actions.

Data on social consultations and the participatory budget were compiled based on information provided by gminas in the SG-01 Gmina's Statistics: Cooperation with Inhabitants and SG-01 Gmina's Statistics: Social Economy Development reports. Data regarding the village fund were obtained from the report on the execution of budget expenditure plans of local government units (RB-28s), managed by the Ministry of Finance.

Social consultation

In 2022, social consultations were conducted in 1,955 gminas. In the vast majority of gminas where social consultations took place (1,703), the principles governing their conduct were regulated by a local law adopted by the gmina's council.

Chart 1. Gminas where, as of December 31, a local law governed the principles and proceures for conducting social consultations



The initiation of social consultations was most often carried out by the village mayor /mayor/president of the city – in the case of 1,854 gminas, and least often by auxiliary units of the gmina – in 30 gminas. In total, 10,244 consultations were conducted in 2022. When broken down into categories, the highest percentage – 24.8% – pertained to the area of spatial planning and real estate management, while the lowest – 1.1% – concerned local public transportation. To inform residents about social consultations, the gmina office's Public Information Bulletin (BIP) or the gmina's website was used in 1,933 cases. Social media was also

In 2022 10,244 consultations were conducted and 6,667 resolutions containing solutions that were subject to public consultations were adopted

frequently used (772 times), along with information disseminated through posters, billboards, and leaflets – 604 times.

Among the forms of social consultations adopted, submitting comments and opinions were most commonly done at the gmina office – 1,765 conducted consultations, in electronic form (email or website) – 1,682, and through traditional mail – 1,375 times. Surveys among residents were the least commonly used method, with 208 conducted consultations.

Various methods of conducting and informing about consultations were often used, providing residents with the opportunity to choose a convenient form. Reports on the course of social consultations were prepared in 1,217 gminas, with 938 gminas (77.1%) publishing reports in the Public Information Bulletin (BIP) and/or on the website for all conducted consultations.

Table 1. Resolutions of the gmina council adopted in 2022

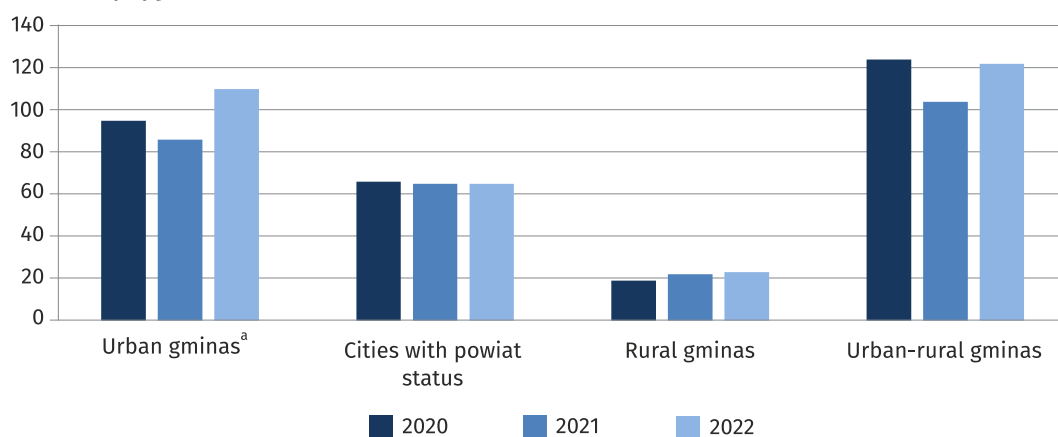
Specification	Total	Containing solutions that were subject to social consultations		In % of all resolutions
			of which mandatorily consulted based on legal regulations	
POLAND	239140	6667	5645	2,8
Dolnośląskie	18380	378	321	2,1
Kujawsko-pomorskie	12546	305	262	2,4
Lubelskie	15808	330	287	2,1
Lubuskie	7120	147	131	2,1
Łódzkie	16336	336	293	2,1
Małopolskie	19814	495	369	2,5
Mazowieckie	29509	638	563	2,2
Opolskie	7231	192	164	2,7
Podkarpackie	16520	293	258	1,8
Podlaskie	8378	273	254	3,3
Pomorskie	13378	398	313	3,0
Śląskie	18522	1585	1334	8,6
Świętokrzyskie	9352	244	175	2,6
Warmińsko-mazurskie	11402	266	248	2,3
Wielkopolskie	22219	595	518	2,7
Zachodniopomorskie	12625	192	155	1,5

In total, 6,667 resolutions were adopted in 2022 containing solutions that were subject to public consultations, of which 5,645 were required to be consulted on the basis of laws. The number of gminas in which at least one resolution containing solutions that were subject to public consultations was adopted was 1,673.

Participatory budget

According to the provisions of the Act of March 8, 1990, on Local Self-Government (Article 5a), gminas may allocate funds in their budget for the participatory budget, within which a pre-determined amount of expenditures is allocated to initiatives and investment projects directly proposed by the local community. As part of this, residents decide annually through direct voting on a portion of the gmina's budget expenditures, which are then included in the gmina's budget resolution. The establishment of a participatory budget is mandatory for gminas that have city rights with powiat status, and its amount is at least 0.5% of the gmina's expenditures as stated in the last submitted budget execution report.

Chart 2. Gminas that allocated funds for participatory budgeting in the years 2020-2022 by types



In 2022, participatory budget was implemented in 12.9% of all gminas in Poland, comprising: 34.4% of urban gminas, 20.3% of cities with powiat status, 7.2% of rural gminas, and 38.1% of urban-rural gminas.

Table 2. Planned amount for the participatory budget in the years 2020-2022 by voivodships

Voivodships	2020	2021	2022	
	mln PLN			2020=100
Dolnośląskie	42,2	43,5	50,9	120,6
Kujawsko-pomorskie	35,2	35,2	35,8	101,7
Lubelskie	21,3	22,4	23,1	108,5
Lubuskie	16,4	10,7	17,2	104,9
Łódzkie	60,1	32,2	37,1	61,7
Małopolskie	45,3	48,6	54,0	119,2
Mazowieckie	110,2	111,1	125,5	113,9

Table 2. Planned amount for the participatory budget in the years 2020-2022 by voivodships (cont.)

Voivodships	2020	2021	2022	
	mln PLN			2020=100
Opolskie	10,2	9,9	11,3	110,8
Podkarpackie	20,8	18,8	19,5	93,8
Podlaskie	18,6	17,8	20,3	109,1
Pomorskie	45,3	46,5	50,0	110,4
Śląskie	108,2	102,6	105,8	97,8
Świętokrzyskie	9,2	10,4	10,4	113,0
Warmińsko-mazurskie	12,1	13,8	14,4	119,0
Wielkopolskie	39,4	38,9	42,5	107,9
Zachodniopomorskie	26,3	28,9	32,9	125,1

In 2022, gminas allocated a total of PLN 650.7 million for participatory budgets. This amount increased by PLN 59.4 million compared to 2021 and by PLN 29.9 million compared to 2020. In three voivodships, there was a reduction in the amount allocated for the participatory budget compared to 2020.

In 2022, the highest percentage of gminas that earmarked funds for participatory budgets was observed in the Śląskie Voivodship (23.4%), while the lowest was in the Świętokrzyskie Voivodship (6.9%).

Among gminas with populations up to 5 thousand residents, 0.7% had participatory budgets in 2022. In gminas with populations ranging from 5 thousand to 50 thousand residents, 14.1% had participatory budgets. On the other hand, in gminas with populations exceeding 50 thousand residents, 85.6% had participatory budgets.

Village fund

The village fund is financial resources allocated from the gmina budget based on the Village Fund Act, intended to improve the living conditions of a specific community. The allocation of funds is based on the decision of the residents made during a village meeting. The Village Fund is established exclusively for villages, and in this case, the legislator has excluded the allocation of funds for auxiliary units such as settlements or districts (such a restriction does not apply to participatory budgets). Under the village fund, the gmina may receive a refund from the state budget in the form of a targeted grant for a portion of the expenses incurred within this fund.

According to data from the Ministry of Internal Affairs and Administration¹ in 2022, in 1,501 gminas (1,498 in 2021 and 1,527 in 2020), the village fund was established after the gmina councils decided to implement it.

As of the end of 2022, 1,472 gminas had the village fund. This was 22 gminas less compared to 2021

¹ <https://www.gov.pl/web/mswia/fundusz-solecki> - access 17.01.2024

Table 3. Gminas that disbursed financial resources on the village fund in the years 2020-2022 by types

Specification	2020	2021	2022
Total	1551	1494	1472
Urban gminas ^a	4	5	7
Cities with powiat status	3	3	3
Rural gminas	1018	961	943
Urban-rural gminas	526	525	519

a Without cities with powiat status.

In 2022, expenditures from the village fund were recorded by 59.4% of all gminas in Poland, including: 0.5% of urban gminas, 0.2% of cities with powiat status, 64.1% of rural gminas, and 35.3% of urban-rural gminas.

Out of the 2,173 gminas where village councils functioned in 2022, 67.7% of them incurred expenses under the village fund. The highest percentage of gminas with village councils that allocated funds for the village fund was observed in the Opolskie Voivodship (86.8%), while the lowest was in the Podlaskie Voivodship (43.9%).

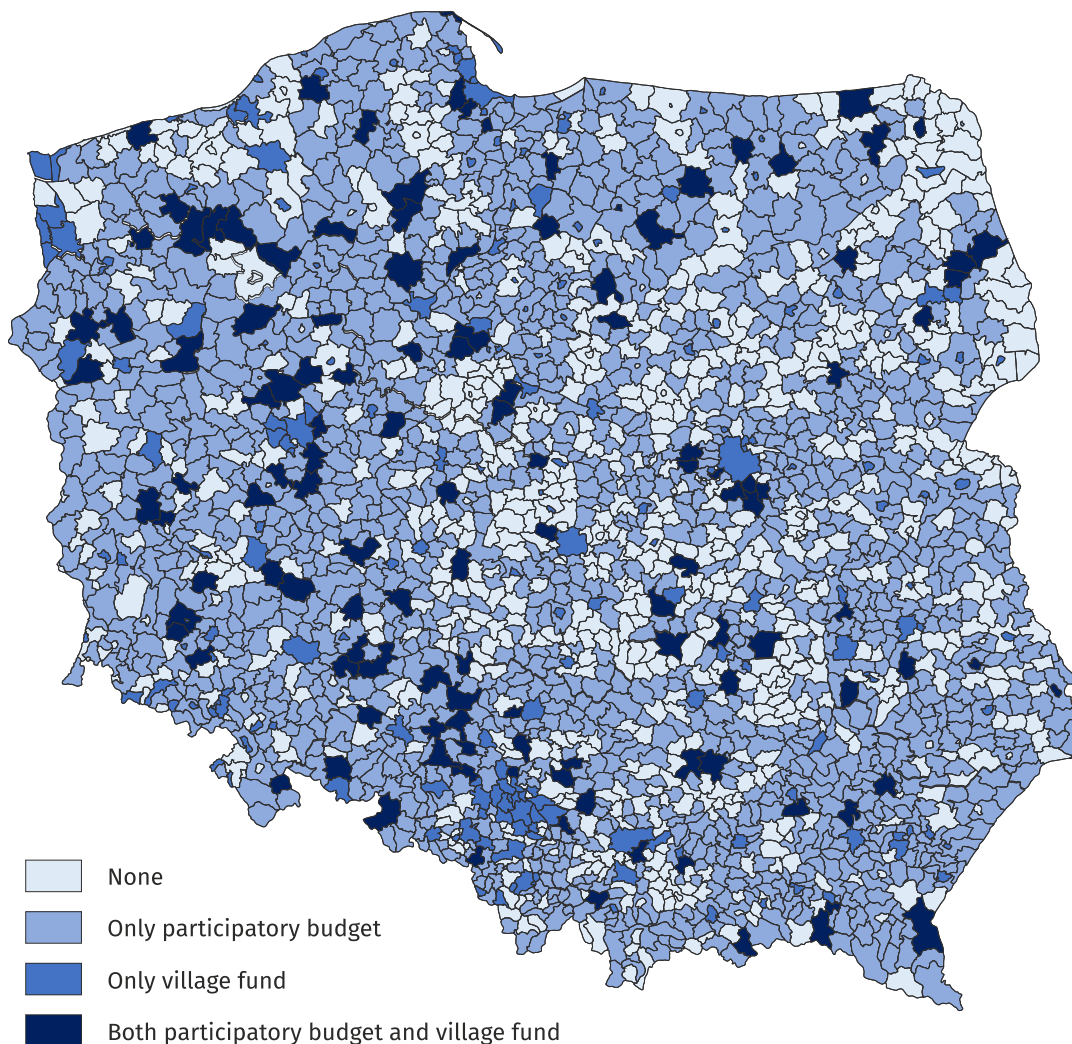
Table 4. Expenditures incurred from the village fund in the years 2020-2022 by voivodships

Voivodships	2020	2021	2022	
	mln PLN			2020=100
Dolnośląskie	39,2	41,8	46,1	117,6
Kujawsko-pomorskie	38,4	42,3	44,9	116,9
Lubelskie	51,9	52,9	55,3	106,6
Lubuskie	18,6	19,9	20,3	109,1
Łódzkie	32,4	32,5	36,0	111,1
Małopolskie	38,7	43,6	46,9	121,2
Mazowieckie	83,3	88,6	94,5	113,4
Opolskie	20,4	22,8	23,9	117,2
Podkarpackie	36,9	42,3	45,7	123,8
Podlaskie	21,5	20,8	21,1	98,1
Pomorskie	32,8	35,8	39,5	120,4
Śląskie	25,4	27,8	30,6	120,5
Świętokrzyskie	22,7	24,6	25,2	111,0
Warmińsko-mazurskie	30,8	33,2	34,8	113,0
Wielkopolskie	65,1	70,9	77,9	119,7
Zachodniopomorskie	19,5	22,3	22,9	117,4

In 2022, three cities with powiat rights from the Lubuskie, Podlaskie, and Śląskie Voivodships had funds allocated for the village fund

In 2022, gminas spent a total of PLN 665.7 million from the village fund. Compared to 2021, this amount increased by PLN 43.6 million, and in comparison to 2020, it increased by PLN 88.1 million. According to the delimitation of rural areas developed by the Statistics Poland, in 2022, the village fund was present in 70.1% of rural gminas and urban-rural gminas located in agglomerated areas, as well as in 66.6% of rural gminas and urban-rural gminas located outside agglomerated areas².

Map 1. Gminas with participatory budget or village fund in 2022



In 2022, the voivodship with the highest proportion of gminas having both a participatory budget and a village fund was the Opolskie Voivodship at 15.5%, while the voivodship with the lowest proportion was the Łódzkie Voivodship at 2.3%. The highest percentage of gminas with either a village fund or participatory budget was observed in the Opolskie Voivodship at 88.7%, and the lowest was in the Podlaskie Voivodship at 45.8%.

In case of quoting Statistics Poland data, please provide information: “Source of data: Statistics Poland”, and in case of publishing calculations made on data published by Statistics Poland, please include the following disclaimer: “Own study based on figures from Statistics Poland”.

² Agglomeration areas are rural areas located within the Functional Urban Areas of seats of voivodships or within the Functional Urban Areas of other cities with at least 150,000 persons, see: <https://stat.gov.pl/statystyka-regionalna/jednostki-terytorialne/delimitacja-obszarow-wiejskich-dow/>

Prepared by:
Statistical Office in Wrocław
Acting Director Halina Woźniak
Phone: (48 71) 371 64 00

Issued by:
**The Spokesperson for the President
of Statistics Poland**
Karolina Banaszek
Phone: (+48) 695 255 011

Press Office

Phone: (+48 22) 608 38 04

e-mail: obslugaprasowa@stat.gov.pl

 www.stat.gov.pl/en

 [@StatPoland](https://twitter.com/StatPoland)

 [@GlownyUrzadStatystyczny](https://www.facebook.com/GlownyUrzadStatystyczny)

 [gus_stat](https://www.instagram.com/gus_stat)

 [glownyurządstatystycznygus](https://www.youtube.com/glownyurządstatystycznygus)

 [glownyurządstatystyczny](https://www.linkedin.com/company/glownyurządstatystyczny)

Related information

[Methodological report. Cooperation between self-government units and inhabitants](#)

Data available in databases

[Local Data Bank](#)

[Participatory budget](#)

[Village fund](#)

Terms used in official statistics

[Act of local law](#)

[Participatory budget](#)

[Village fund](#)

[Social consultations](#)

[Resolution](#)