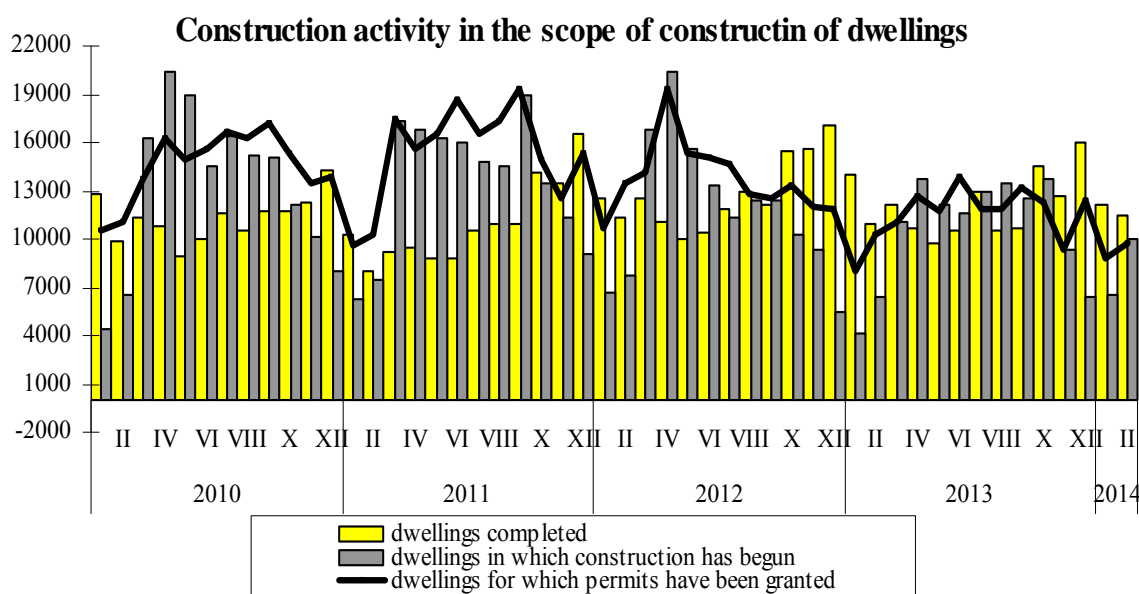


Housing construction ^{a)} in the period I-II 2014

According to preliminary data, in the period of January-February 2014, 23708 dwellings were completed, i.e. by 4.9% less than in the corresponding period of 2013 (in which an increase by 4.9% was recorded) and by 0.3% less than in 2012 respectively.

In the period of two months of 2014, the number of dwellings for which building permits were granted amounted to 18429, i.e. by 0.8% more than in the corresponding period of 2013, but by 23.5% less than in 2012. The number of dwellings in which the construction has already begun also increased to 16504, i.e. by 56.4% in previous year and by 13.8% in 2012..



a) *Residence data – subject to change upon developing quarterly reports*

The highest share (56.7%) in the total number of new dwellings completed was attributed to **private investors** who in January-February of 2014 constructed 13447 dwellings, i.e. by 6.6% less than a year before. Compared to the corresponding period of January-February 2013, within this group of investors a drop was recorded in terms of the number of building permits granted to 8979 dwellings, i.e. by 5.9% while the number of dwellings in which construction has begun increased to 6834 dwellings, i.e. by 26.8%.

Developers, in the period of two months of 2014, completed 8536 dwellings (which constituted 36.0% of the total number of dwellings completed), i.e. by 11.8% less than the year before (when an increase by 14.3% was recorded). Investors building for sale or rent received building permits for 9127 dwellings, i.e. by 8.6% more than a year before but by 27.6% less than in 2012. The number of dwellings in which the construction has begun also increased to 9172 dwellings, i.e. by 87.8% more than in 2013, in which a decrease by 39.5% was recorded .

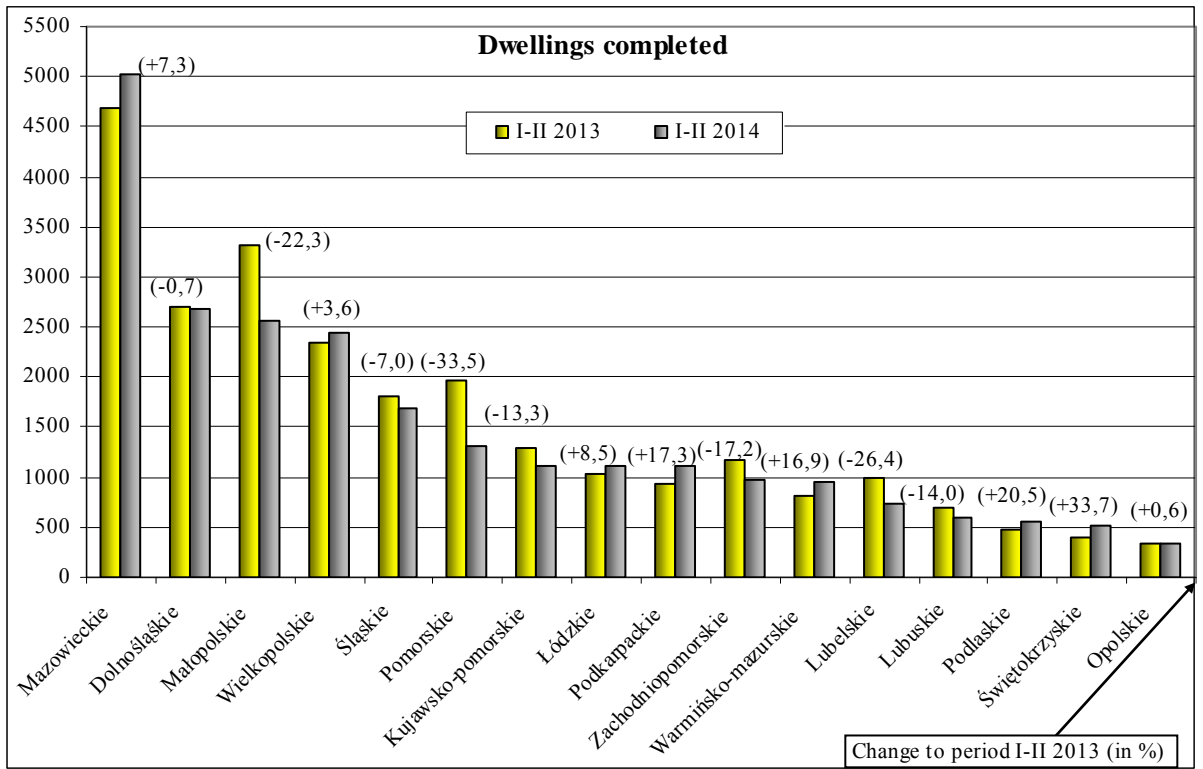
Housing cooperatives in the period of two months of 2014, completed 939 dwellings against 436 dwellings a year before. The number of dwellings in which construction has begun also increased to 83 dwellings against 41 dwellings the year before. Building permits were granted for 130 dwelling against 1 dwelling the year before.

Other investors (public building society, municipal and company construction) in the period of two months of 2014 completed 786 against 426 dwellings in 2013. In this period, 462 dwellings were completed in municipal construction against 79 dwellings in the year before, in public building society construction 172 dwellings against 254 dwellings the year before and in company construction 151 dwellings against 93 dwellings in the corresponding period of 2013. The number of dwellings for which building permits were granted decreased in this group of investors - to 193, i.e. by 43.9%, while the number of dwellings in which construction has begun increased to 415, i.e. by 75.1%.

In the period of January-February 2014, a drop in **the number of dwellings completed** was recorded in eight voivodships, including the most substantial one in Pomorskie – by 33.5%, Lubelskie – by 26.4%, Małopolskie – by 22.3%. An increased in the number of dwellings completed was recorded in the eight voivodships of which the highest in Świętokrzyskie – by 33.7%, Podlaskie – by 20.5 % and Podkarpackie – by 17.3 %. In Mazowieckie voivodship 5028 dwellings were completed, i.e. by 7.3% more than a year before

In the period of two months of 2014, an increase in the number of **dwellings for which permits were granted** was recorded in six voivodships, of which the highest in Lubuskie – by 93.1%, Pomorskie – by 67.4% and Łódzkie – by 35.7%. In Mazowieckie voivodship 3711 dwellings for which permits were granted, i.e. by 7.5% more than in the corresponding period of 2013. A drop in the number of permits was recorded in nine voivodships including the highest in Podlaskie – by 69.8%, Świętokrzyskie – by 40.3% and Podkarpackie – by 27.8%.

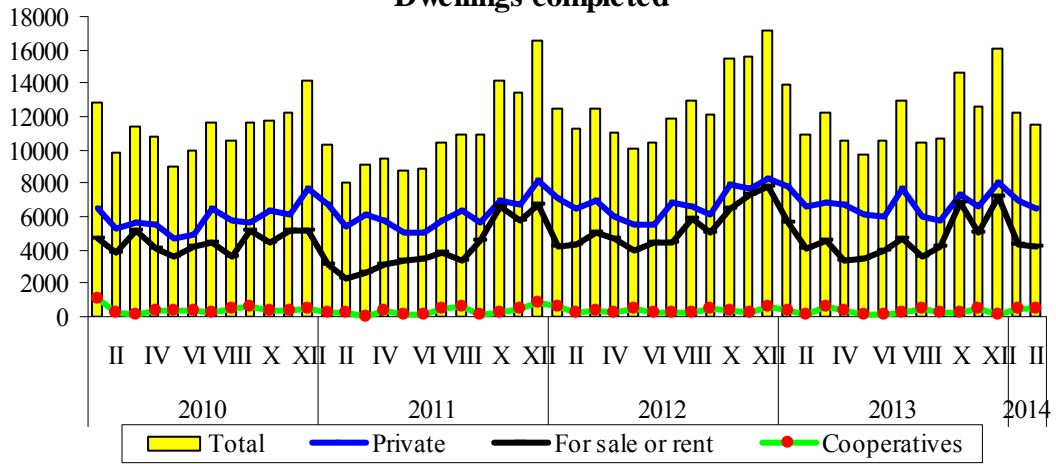
An increase in the number of **dwellings in which construction has begun** in the period January-February of 2014 was recorded in thirteen voivodships, of which the highest in Mazowieckie – by 157.8%, Dolnośląskie – by 126.8% and Wielkopolskie – by 122.5%. A drop in the number of dwellings in which construction has begun was recorded in voivodships: Podlaskie – by 68.8%, Zachodniopomorskie – by 14.7% and Lubuskie – by 11.6%.



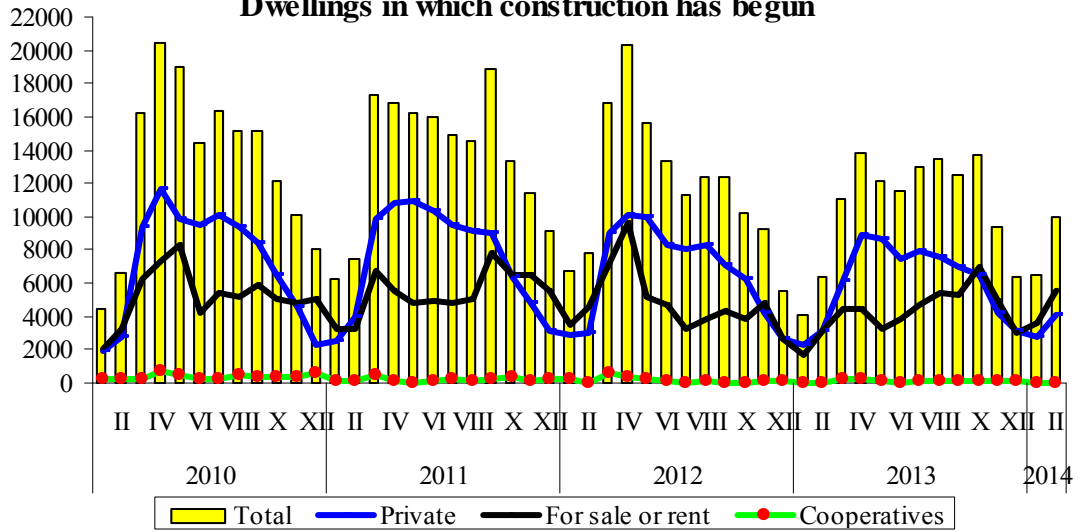
Forms of construction	2014				
	II			I-II	
	number	II 2013=100	I 2014 = 100	number	I-II 2013=100
Dwellings completed					
Total	11521	105,1	94,5	23708	95,1
Private.....	6517	98,3	94,0	13447	93,4
For sale or rent.....	4213	103,6	97,5	8536	88,2
Cooperatives.....	471	560,7	100,6	939	215,4
Rest ^{b)}	320	182,9	68,7	786	184,5
Dwellings in which construction has begun					
Total	10031	156,5	155,0	16504	156,4
Private.....	4095	132,2	149,5	6834	126,8
For sale or rent.....	5506	173,4	150,2	9172	187,8
Cooperatives.....	54	131,7	186,2	83	202,4
Rest ^{b)}	376	395,8	10 times	415	175,1
Dwellings for which permits have been granted					
Total	9679	94,7	110,6	18429	100,8
Private.....	4748	96,8	112,2	8979	94,1
For sale or rent.....	4698	92,9	106,1	9127	108,6
Cooperatives.....	80	-	160,0	130	130 times
Rest ^{b)}	153	59,1	382,5	193	56,1

b) company, municipal, public building society.

Dwellings completed



Dwellings in which construction has begun



Dwelling for which permits have been granted

