

21.06.2022

Index numbers of sold production of industry in May 2022^{a)}

↑ 15.0%

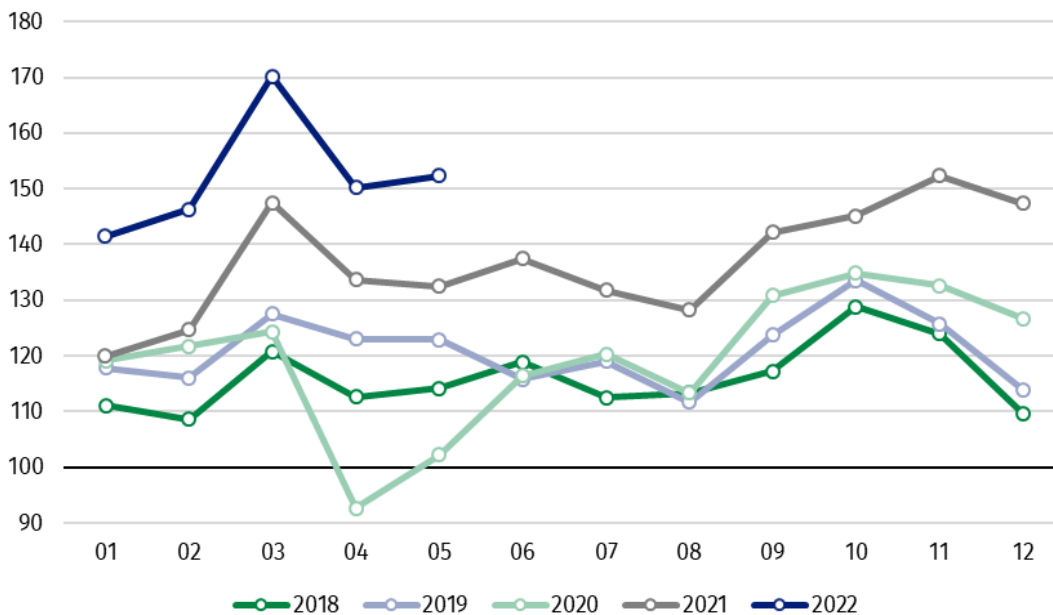
Increase in sold production of industry as compared to May 2021

In May 2022, sold production of industry was by 15.0% higher than in May 2021, when an increase was recorded by 29.7% as compared to the previous year, whereas in comparison with April 2022, it increased by 1.4%. In the period January-May of 2022, sold production of industry was by 14.6% higher than in the corresponding period of 2021, which saw an increase by 18.1%.

After eliminating the seasonal factors, in May 2022 sold production of industry reached the level higher by 11.9% than in the corresponding month of 2021 and by 1.7% lower as compared to April 2022.

After seasonal adjustment, an increase in sold industrial production in May 2022 amounted to 11.9% per year

Chart 1. Sold production of industry (average monthly level in 2015=100)



In May 2022, an increase of production as compared to previous year was recorded in all main industrial groupings. The highest growth was observed in production of capital goods – by 23.0%, energy – by 18.1%, non-durable consumer goods – by 14.0%, and intermediate goods – by 12.7%. The lower increase was observed in production of durable consumer goods – by 1.7%.

^{a)} Reported data; comprise enterprises with 10 or more persons employed.

Table 1. Index numbers of sold production of industry^{a)} (constant prices)

SPECIFICATION	2022						
	04	05	04	05	01-05	04	05
	previous month =100		previous year =100			monthly average of 2015=100	
INDUSTRY	88.3*	101.4	112.4*	115.0	114.6	150.2*	152.4
Mining and quarrying	89.7*	100.8	118.6*	117.9	122.8	97.9	98.7
Manufacturing	90.7*	103.2	111.1*	115.2	112.9	152.5*	157.4
Electricity, gas, steam and air conditioning supply	66.5*	81.6	128.2*	112.1	132.5	150.0*	122.4
Water supply; sewerage waste management and re-mediation activities	98.2	103.7	107.0*	111.0	108.7	151.8*	157.5

^{a)} Data including final information on production and prices in April and reported data – in May.

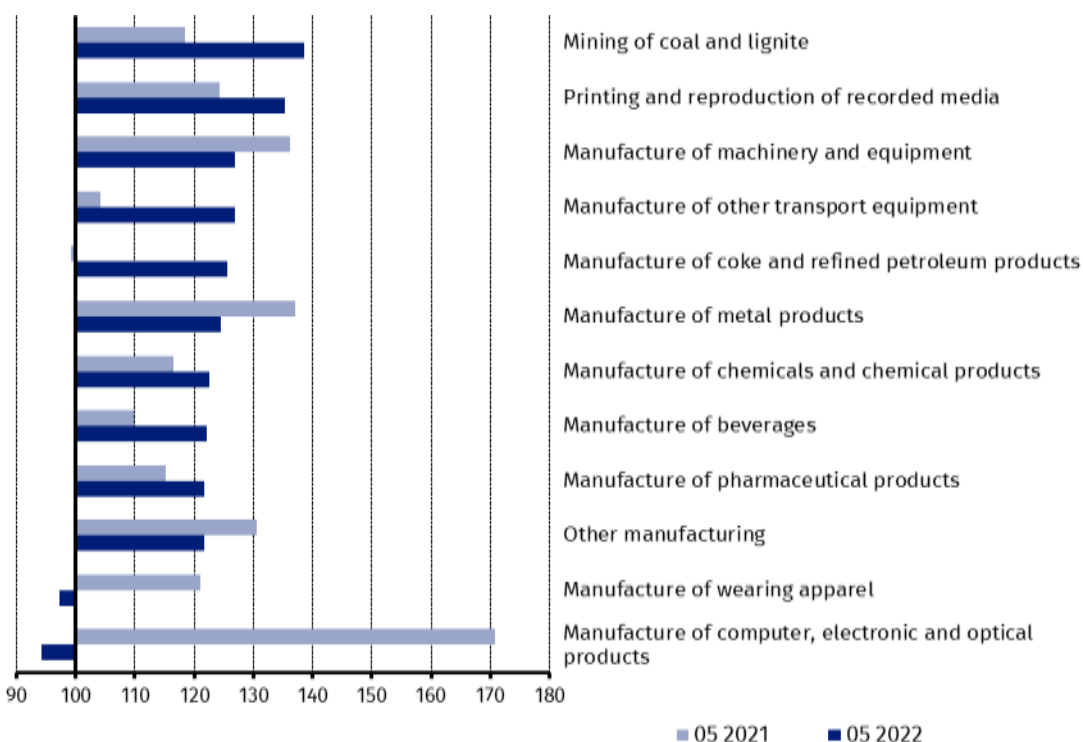
* Data revised.

According to the preliminary data, in May 2022 as compared to May 2021, an increase in sold production (in constant prices) was reported in 30 (out of 34) industry divisions, among others, in mining of coal and lignite – by 38.5%, in manufacture of machinery and equipment – by 26.9%, manufacture of coke and refined petroleum products – by 25.5%, manufacture of metal products – by 24.5%, manufacture of chemicals and chemical products – by 22.6%, manufacture of motor vehicles, trailers and semi-trailers – by 21.5%, manufacture of products of wood, cork, straw and wicker – by 16.2%, manufacture of paper and paper products – by 15.5%.

A decrease in sold production of industry, as compared to May 2021, was recorded in 3 divisions, among others, in manufacture of computer, electronic and optical products – by 5.7%.

Share of production value of industry divisions, which saw an increase in comparison to May 2021, stood at 96.3%

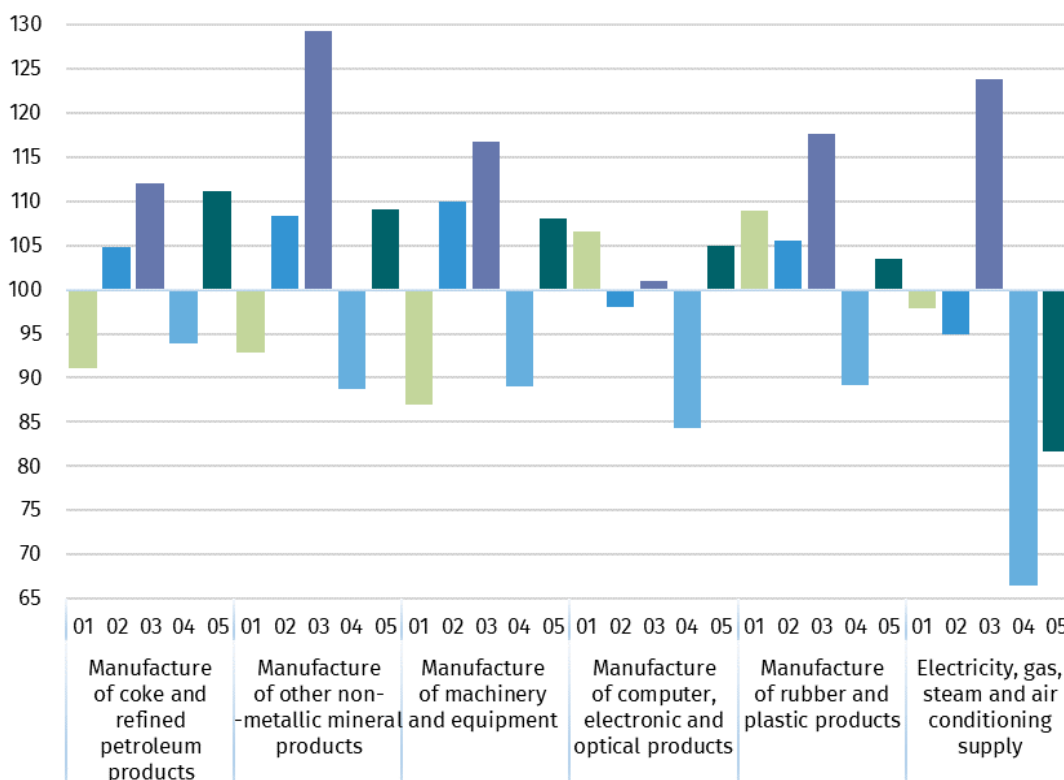
Chart 2. Index numbers of sold production of industry by selected NACE divisions (constant prices; previous year =100)



As compared to April 2022, an increase in sold production (in constant prices) in May 2022 was recorded in 28 industry divisions, among others, in manufacture of coke and refined petroleum products – by 11.2%, manufacture of other non-metallic mineral products – by 9.1%, manufacture of machinery and equipment – by 8.1%, manufacture of electrical equipment – by 6.7%, manufacture of paper and paper products – by 5.7%, manufacture of computer, electronic and optical products – by 4.9%, manufacture of chemicals and chemical products – by 4.7%.

A decrease in sold production of industry, as compared to April 2022, was recorded in 6 divisions, among others, in electricity, gas, steam and air conditioning supply – by 18.4%, in mining of coal and lignite – by 4.3%, in manufacture of basic metals – by 2.9%.

Chart 3. Index numbers of sold production of industry by selected NACE divisions (constant prices; previous month =100)



In case of quoting Statistics Poland data, please provide information: “Source of data: Statistics Poland”, and in case of publishing calculations made on data published by Statistics Poland, please include the following disclaimer: “Own study based on figures from Statistics Poland”

Prepared by:
Enterprises Department
Director Katarzyna Walkowska
Phone: (+48 22) 608 31 25

Issued by:
**The Spokesperson for the President
of Statistics Poland**
Karolina Banaszek
Phone: (+48) 695 255 011

Press Office

Phone: (+48 22) 608 38 04

e-mail: obslugaprasowa@stat.gov.pl

-  www.stat.gov.pl/en/
-  [@StatPoland](https://twitter.com/StatPoland)
-  [@GlownyUrzadStatystyczny](https://www.facebook.com/GlownyUrzadStatystyczny)
-  [gus_stat](https://www.instagram.com/gus_stat)
-  [glownyurządstatystycznygus](https://www.youtube.com/glownyurządstatystycznygus)
-  [glownyurządstatystyczny](https://www.linkedin.com/company/glownyurządstatystyczny)

Related information

[Statistical Bulletin](#)

[Socio-economic situation of the country](#)

Data available in databases

[Knowledge Database - Industrial Production](#)

[Macroeconomic Data Bank](#)

[Macroeconomic indicators](#)

[Local Data Bank](#)

Terms used in official statistics

[Sold production of industry](#)

[Seasonally un-adjusted index of sold production of industry](#)

[Seasonally adjusted index of sold production of industry](#)

[Production of capital goods](#)

[Production of non-durable consumer goods](#)

[Production of durable consumer goods](#)

[Production of intermediate goods](#)

[Production of goods related to energy](#)