

20.12.2021

Index numbers of sold production of industry in November 2021^{a)}

↑15.2%

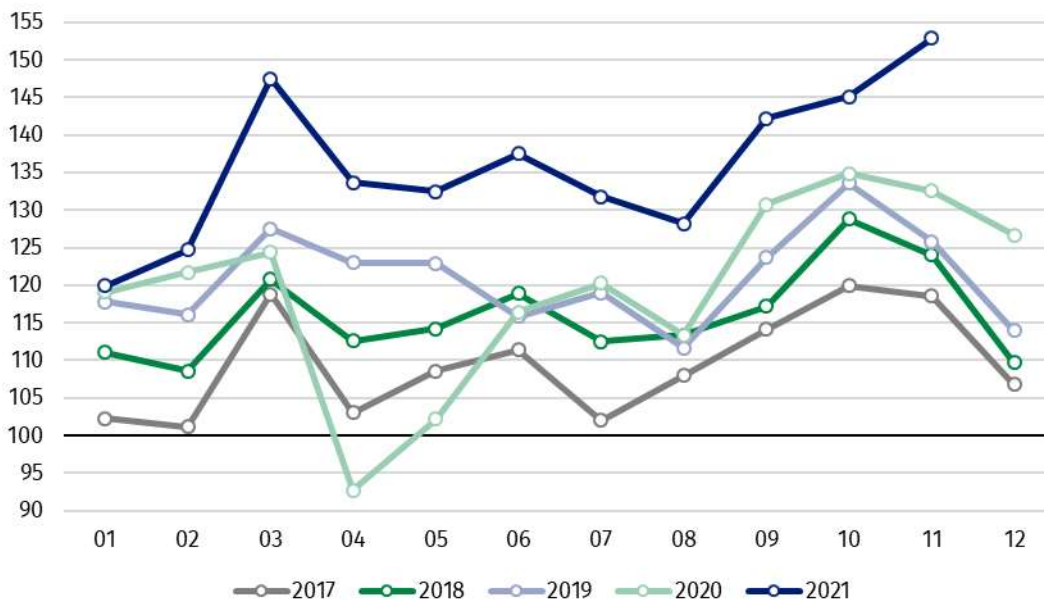
Increase in sold production of industry as compared to November 2020

In November 2021, sold production of industry was by 15.2% higher than in November 2020, when an increase was recorded by 5.4% as compared to the previous year, whereas in comparison with October 2021, it increased by 5.3%. In the period January-November of 2021, sold production of industry was by 15.0% higher than in the corresponding period of 2020, which saw a decrease by 2.1%.

After eliminating the seasonal factors, in November 2021 sold production of industry reached the level higher by 15.2% than in the corresponding month of 2020 and by 6.5% higher as compared to October 2021.

After seasonal adjustment, an increase in sold industrial production in November 2021 amounted to 15.2% per year

Chart 1. Sold production of industry (average monthly level in 2015=100)



In November 2021, an increase of production, as compared to previous year, was recorded in all main industrial groupings. The highest growth was observed in production of energy – by 31.3% and intermediate goods – by 17.0%. The lower increase was observed in production of durable consumer goods – by 9.7%, capital goods – by 9.5% and non-durable consumer goods – by 8.3%.

^{a)} Reported data; comprise enterprises with 10 or more persons employed.

Table 1. Index numbers of sold production of industry (constant prices)

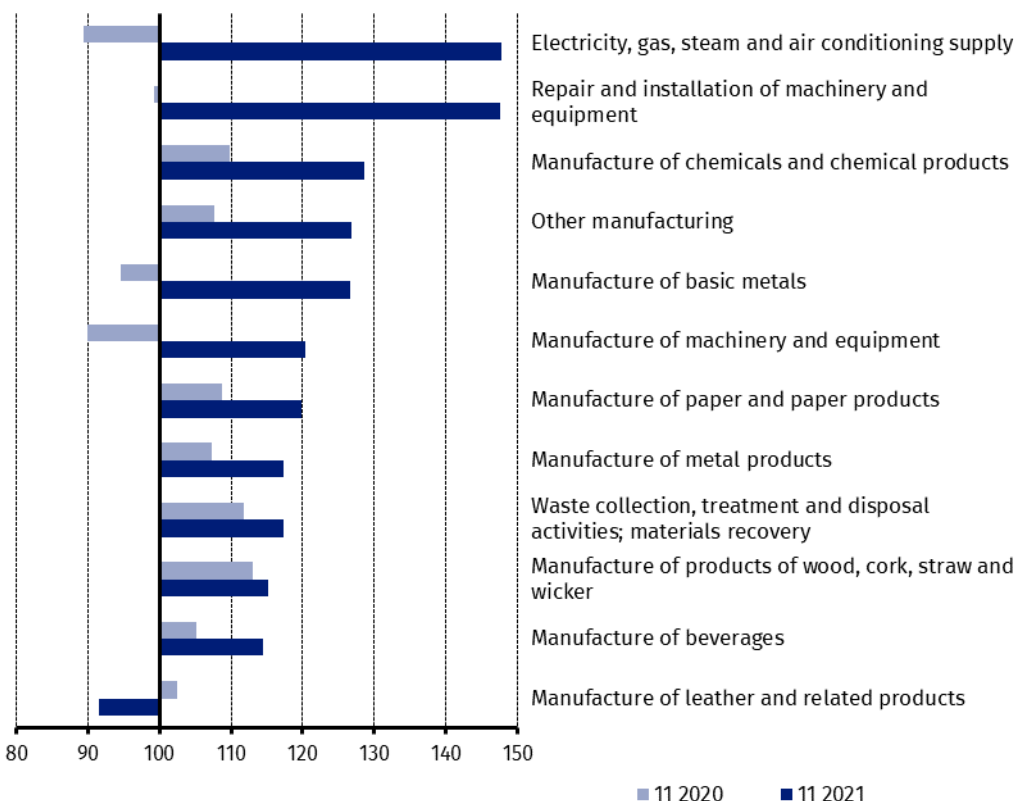
SPECIFICATION	11 2021			01-11 2021 ^{a)}
	10 2021=100	11 2020=100	monthly average of 2015=100	01-11 2020=100
INDUSTRY	105.3	115.2	152.9	115.0
Mining and quarrying	104.0	104.0	94.9	101.9
Manufacturing	104.7	113.0	153.6	114.4
Electricity, gas, steam and air conditioning supply	114.2	147.7	173.2	127.9
Water supply; sewerage waste management and remediation activities	99.0	112.5	149.2	111.0

^{a)} Data including final information on production and prices in October and reported data – in November.

According to the preliminary data, in November 2021, as compared to November 2020, an increase in sold production (in constant prices) was reported in 31 (out of 34) industry divisions, among others, in repair and installation of machinery and equipment – by 47.6%, in manufacture of chemicals and chemical products – by 28.6%, manufacture of basic metals – by 26.7%, manufacture of machinery and equipment – by 20.4%, manufacture of paper and paper products – by 19.9%, manufacture of metal products – by 17.4%. A decrease in sold production of industry, as compared to November 2020, was recorded in 3 divisions, including manufacture of leather and related products – by 8.5%.

Share of production value of industry divisions, which saw an increase in comparison to November 2020, stood at 98.5%

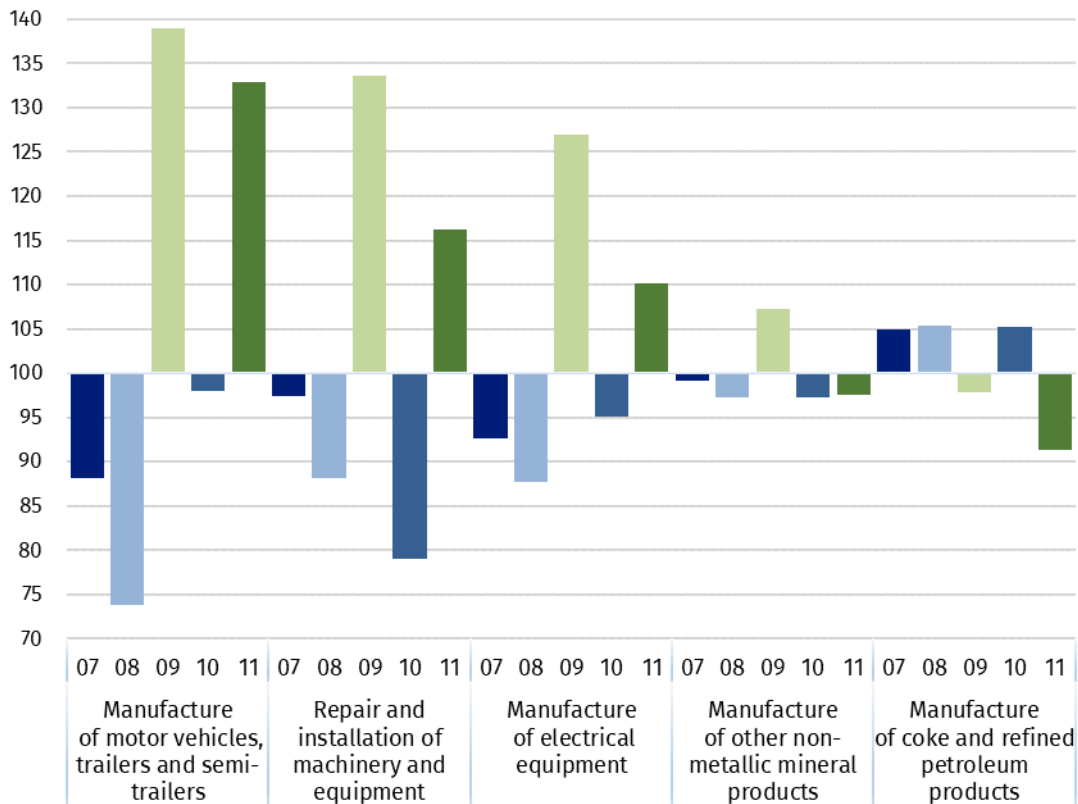
Chart 2. Index numbers of sold production of industry by selected NACE divisions (constant prices; previous year =100)



As compared to October 2021, an increase in sold production (in constant prices) in November 2021 was recorded in 22 industry divisions, among others, in manufacture of motor vehicles, trailers and semi-trailers – by 32.9%, manufacture of other transport equipment – by 24.7%, in repair and installation of machinery and equipment – by 16.2%, in electricity, gas, steam and air conditioning supply – by 14.2%, in manufacture of electrical equipment – by 10.1%, manufacture of beverages – by 9.4%.

A decrease in sold production of industry, as compared to October 2021, was recorded in 11 divisions, among others, in manufacture of coke and refined petroleum products – by 8.7%, in waste collection, treatment and disposal activities; materials recovery – by 3.2%, in manufacture of other non-metallic mineral products – by 2.4%.

Chart 3. Index numbers of sold production of industry by selected NACE divisions (constant prices; previous month =100)



In case of quoting Statistics Poland data, please provide information: “Source of data: Statistics Poland”, and in case of publishing calculations made on data published by Statistics Poland, please include the following disclaimer: “Own study based on figures from Statistics Poland”.

Prepared by:
Enterprises Department
Director Katarzyna Walkowska
Office: tel. (+48 22) 608 31 25

Issued by:
The Spokesperson for the President of
Statistics Poland
Karolina Banaszek
Mobile: (+48) 695 255 011

Press Office

Office: tel. (+48 22) 608 34 91, 608 38 04

e-mail: obslugaprasowa@stat.gov.pl



www.stat.gov.pl/en/



[@StatPoland](https://twitter.com/StatPoland)



[@GlownyUrzadStatystyczny](https://www.facebook.com/GlownyUrzadStatystyczny)

Related information

[Statistical Bulletin](#)

[Socio-economic situation of the country](#)

Data available in databases

[Knowledge Database - Industrial Production](#)

[Macroeconomic Data Bank](#)

[Macroeconomic indicators](#)

[Local Data Bank](#)

Terms used in official statistics

[Sold production of industry](#)

[Seasonally un-adjusted index of sold production of industry](#)

[Seasonally adjusted index of sold production of industry](#)

[Production of capital goods](#)

[Production of non-durable consumer goods](#)

[Production of durable consumer goods](#)

[Production of intermediate goods](#)

[Production of goods related to energy](#)