

20.09.2021

Index numbers of sold production of industry in August 2021^{a)}

↑13.2%

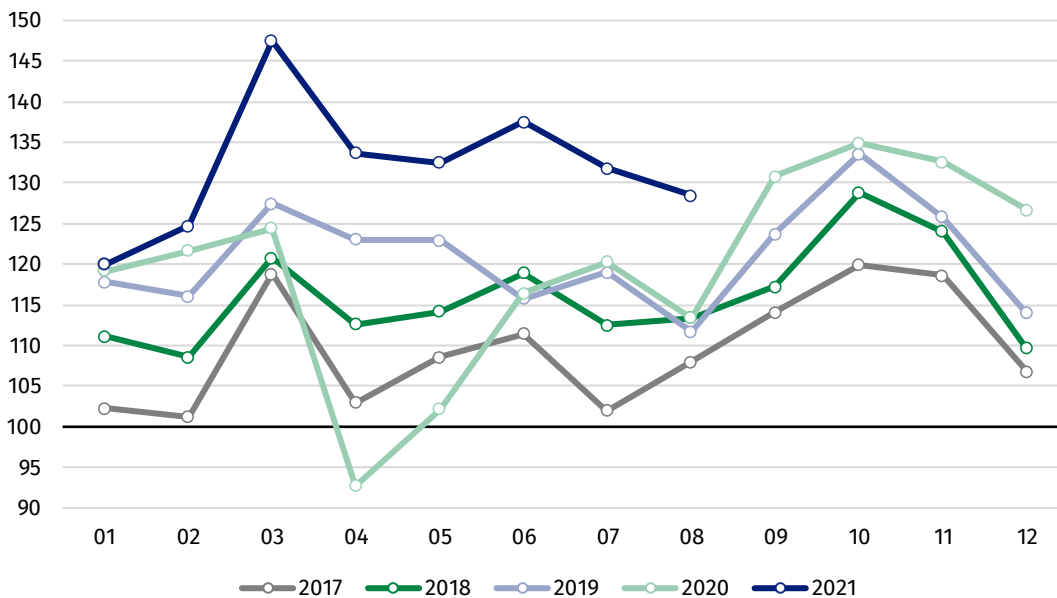
Increase in sold production of industry as compared to August 2020

In August 2021, sold production of industry was by 13.2% higher than in August 2020, when an increase was recorded by 1.5% as compared to the previous year, whereas in comparison with July 2021, it decreased by 2.5%. In the period January-August of 2021, sold production of industry was by 16.4% higher than in the corresponding period of 2020, which saw a decrease by 4.5%.

After eliminating the seasonal factors, in August 2021 sold production of industry reached the level higher by 10.7% than in the corresponding month of 2020 and by 0.3% lower as compared to July 2021.

After seasonal adjustment, an increase in sold industrial production in August 2021 amounted to 10.7% per year

Chart 1. Sold production of industry (average monthly level in 2015=100)



In August 2021, an increase of production was recorded in all main industrial groupings. The production of intermediate goods went up by 19.3%, energy – by 11.8%, durable consumer goods – by 10.6%, capital goods – by 6.9% and non-durable consumer goods – by 6.3%.

^{a)} Reported data; comprise enterprises with 10 or more persons employed.

Table 1. Index numbers of sold production of industry (constant prices)

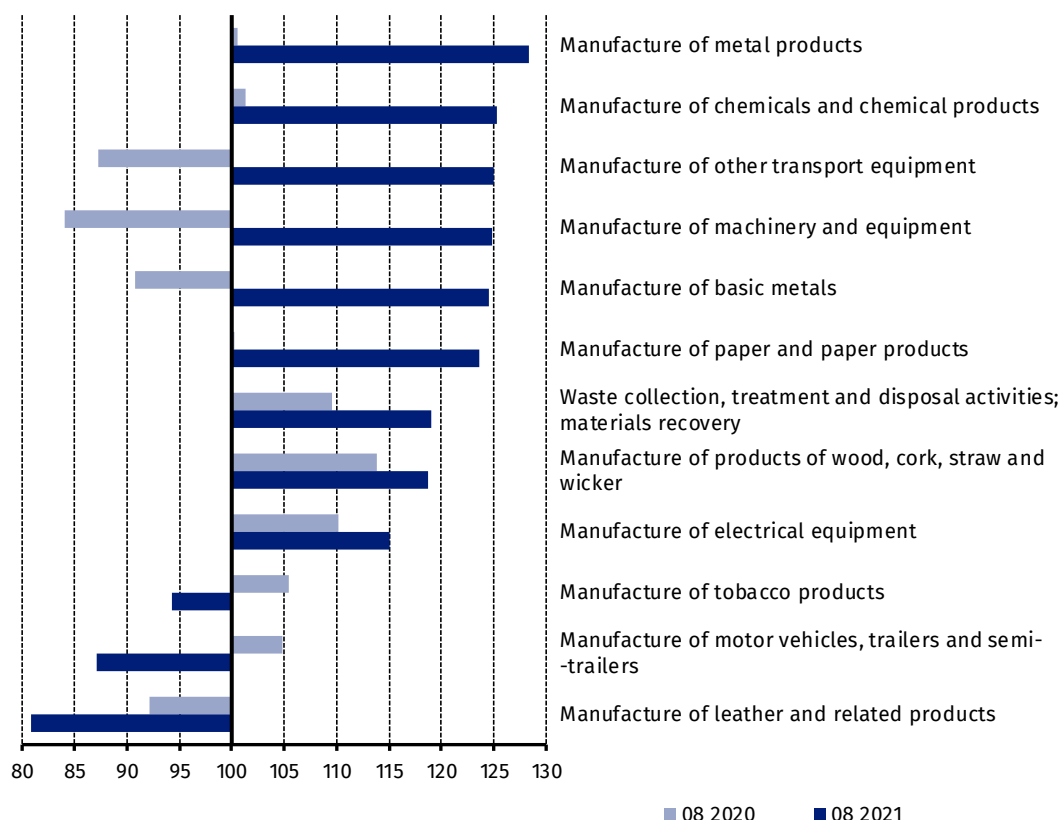
SPECIFICATION	08 2021			01-08 2021 ^{a)}
	07 2021=100	08 2020=100	monthly average of 2015=100	01-08 2020=100
INDUSTRY	97.5	113.2	128.5	116.4
Mining and quarrying	99.7	104.1	80.6	99.8
Manufacturing	97.3	113.3	132.2	116.8
Electricity, gas, steam and air conditioning supply	98.3	116.1	105.4	119.5
Water supply; sewerage waste management and remediation activities	99.5	111.7	146.3	111.4

^{a)} Data including final information on production and prices in July and reported data – in August.

According to the preliminary data, in August 2021, as compared to August 2020, an increase in sold production (in constant prices) was reported in 29 (out of 34) industry divisions, among others, in manufacture of metal products – by 28,4%, manufacture of chemicals and chemical products – by 25.3%, manufacture of machinery and equipment – by 24.9%, manufacture of basic metals – by 24.6%, manufacture of paper and paper products – by 23.6%, manufacture of products of wood, cork, straw and wicker – by 18.8%, manufacture of other non-metallic mineral products – by 18.5%, in electricity, gas, steam and air conditioning supply – by 16.1%. A decrease in sold production of industry, as compared to August 2020, was recorded in 5 divisions, including manufacture of motor vehicles, trailers and semi-trailers – by 12.9%.

Share of production value of industry divisions, which saw an increase in comparison to August 2020, stood at 93.0%

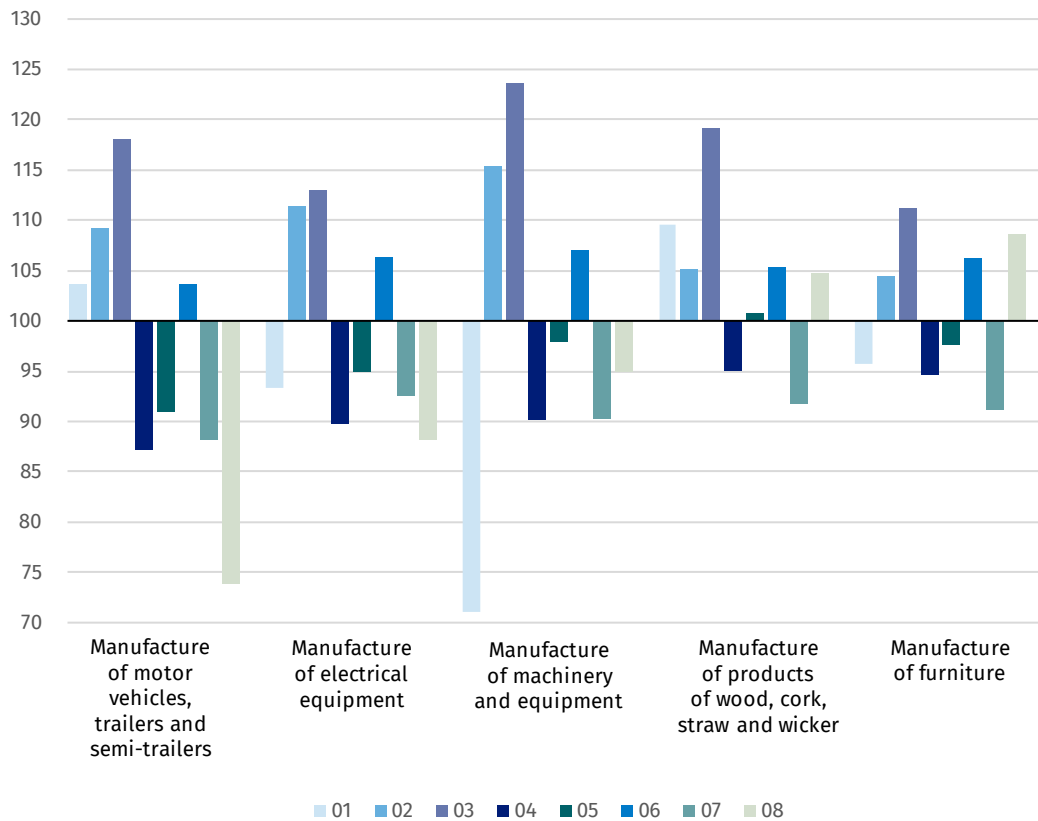
Chart 2. Index numbers of sold production of industry by selected NACE divisions (constant prices; previous year =100)



As compared to July 2021, a decrease in sold production (in constant prices) in August 2021 was recorded in 20 industry divisions, among others, in manufacture of motor vehicles, trailers and semi-trailers – by 26.1%, in repair and installation of machinery and equipment – by 12.1%, in manufacture of electrical equipment – by 11.8%, manufacture of beverages – by 7.3%, manufacture of other transport equipment – by 6.8%, manufacture of machinery and equipment – by 5.0%, manufacture of basic metals – by 4.2%.

An increase in sold production of industry, as compared to July 2021, was recorded in 14 divisions, among others, in manufacture of furniture – by 8.6%, manufacture of coke and refined petroleum products – by 5.4%, manufacture of chemicals and chemical products – by 5.2%, manufacture of products of wood, cork, straw and wicker – by 4.7%, manufacture of paper and paper products – by 3.9%, manufacture of food products – by 3.8%.

Chart 3. Index numbers of sold production of industry by selected NACE divisions (constant prices; previous month =100)



In case of quoting Statistics Poland data, please provide information: “Source of data: Statistics Poland”, and in case of publishing calculations made on data published by Statistics Poland, please include the following disclaimer: “Own study based on figures from Statistics Poland”.

Prepared by:
Enterprises Department
Director Katarzyna Walkowska
Office: tel. (+48 22) 608 31 25

Issued by:
The Spokesperson for the President of
Statistics Poland
Karolina Banaszek
Mobile: (+48) 695 255 011

Press Office

Office: tel. (+48 22) 608 34 91, 608 38 04

e-mail: obslugaprasowa@stat.gov.pl



www.stat.gov.pl/en/



[@StatPoland](https://twitter.com/StatPoland)



[@GlownyUrzadStatystyczny](https://www.facebook.com/GlownyUrzadStatystyczny)

Related information

[Statistical Bulletin](#)

[Socio-economic situation of the country](#)

Data available in databases

[Knowledge Database - Industrial Production](#)

[Macroeconomic Data Bank](#)

[Macroeconomic indicators](#)

[Local Data Bank](#)

Terms used in official statistics

[Sold production of industry](#)

[Seasonally un-adjusted volume index of sold production of industry](#)

[Seasonally adjusted volume index of sold production of industry](#)

[Production of capital goods](#)

[Production of non-durable consumer goods](#)

[Production of durable consumer goods](#)

[Production of intermediate goods](#)

[Production of goods related to energy](#)