

Accidents at work in 2021 – preliminary data

08.04.2022

 **5.10**
Incidence rate in 2021

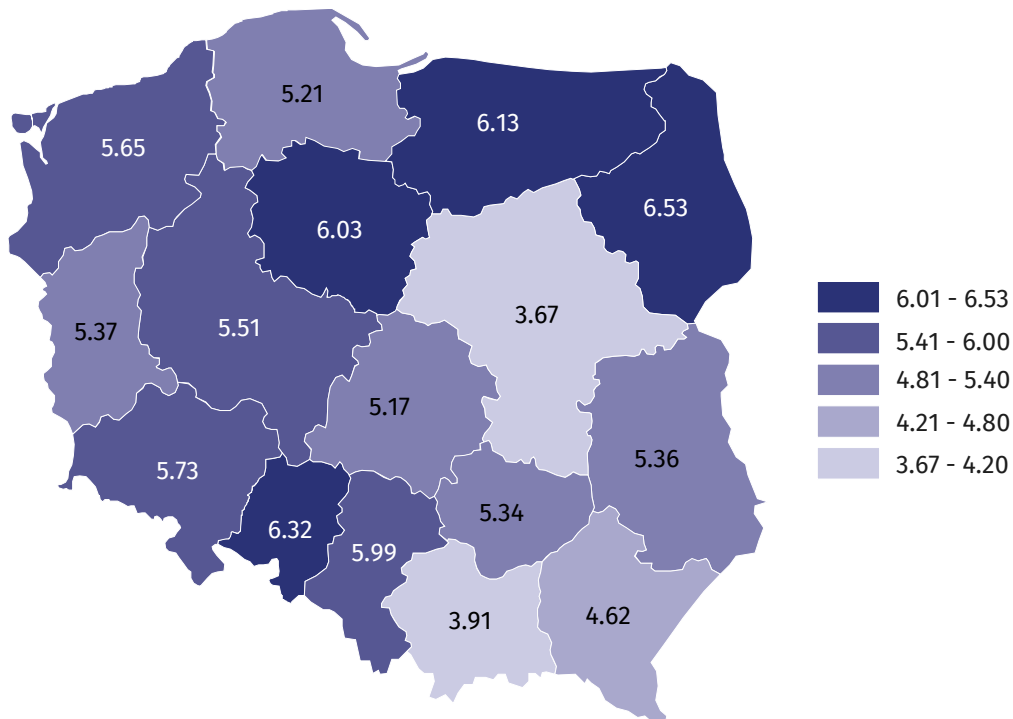
68,777 persons injured in accidents at work were reported in 2021, by 9.6% more than in 2020. The number of injured persons per 1,000 employed persons (the incidence rate) also increased from 4.62 to 5.10.

Fatal accident victims accounted for 0.3% of all persons injured in accidents at work (like in 2020), while persons injured in serious accidents at work had a 0.5% share (a 0.1 percentage point decrease respectively as compared to 2020). However, the number of persons injured in accidents with other effects increased by 9.7%.

The highest incidence rate was recorded for Podlaskie (6.53), Opolskie (6.32) and Warmińsko-mazurskie (6.13), Voivodships the lowest for Mazowieckie (3.67) and Małopolskie (3.91).

The number of persons injured in accidents at work and the incidence rate increased compared to 2020

Map 1. Persons injured in accidents at work per 1,000 employed persons ¹ by voivodships (excluding private farms in agriculture) in 2021

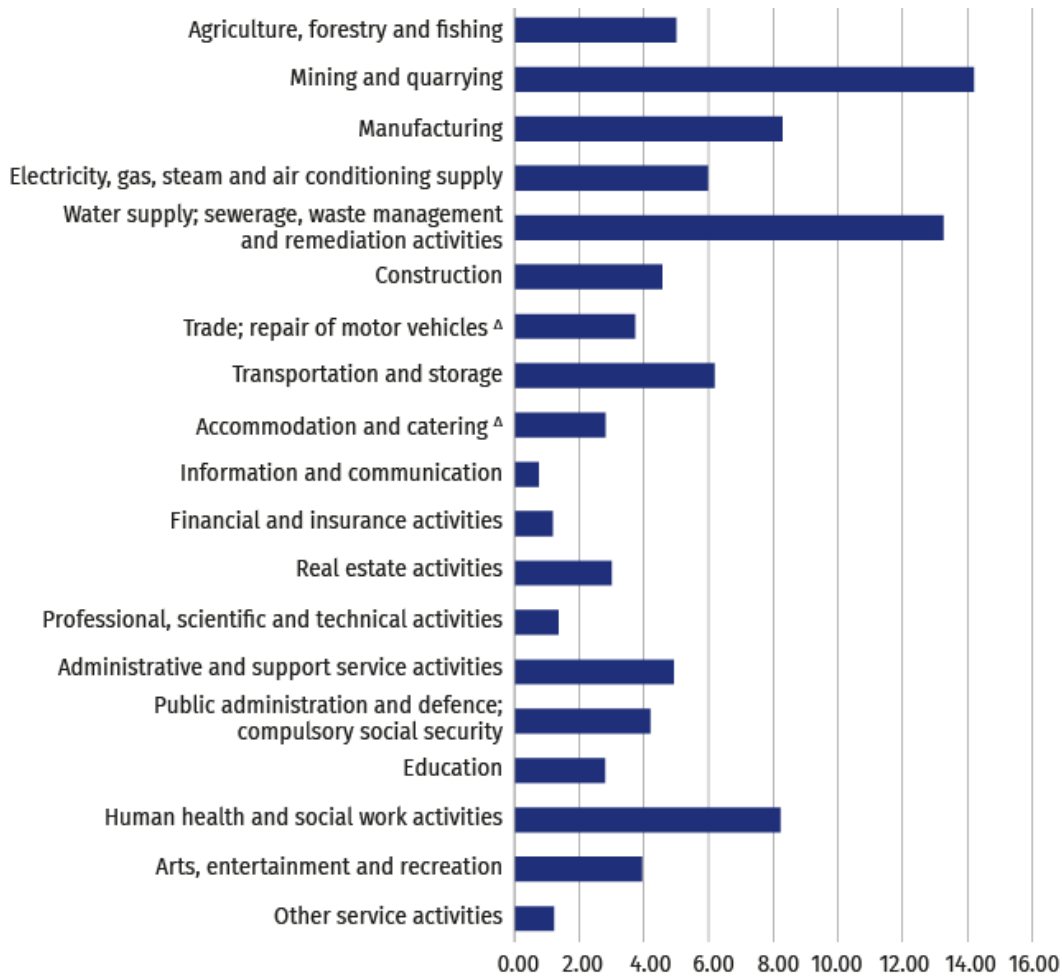


The highest incidence rate was recorded for Podlaskie Voivodship, the lowest for Mazowieckie Voivodship

¹ The incidence rate was calculated using preliminary data on the number of employees; civilian employees of budgetary entities conducting activity within the scope of national defence and public safety were not included in the breakdown by voivodships.

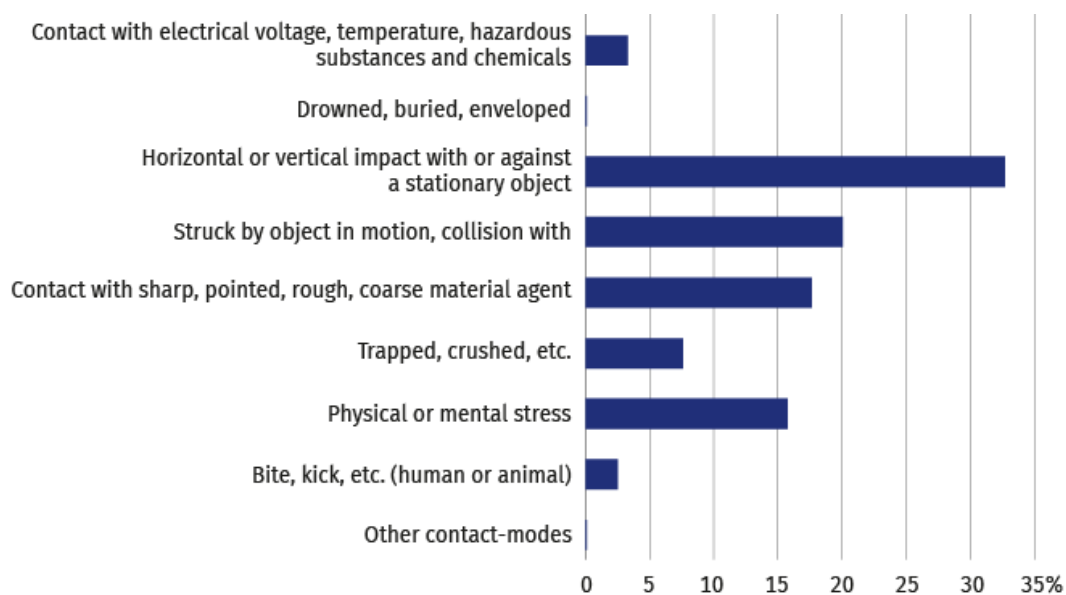
In the breakdown by types of economic activity, the highest incidence rate was recorded in the sections: mining and quarrying (14.17), water supply; sewerage, waste management and remediation activities (13.23) and manufacturing (8.27), while the lowest in the sections: information and communication (0.74), financial and insurance activities (1.17) and other service activities (1.22).

Chart 1. Persons injured in accidents at work per 1,000 employed persons by PKD sections (excluding private farms in agriculture) in 2021



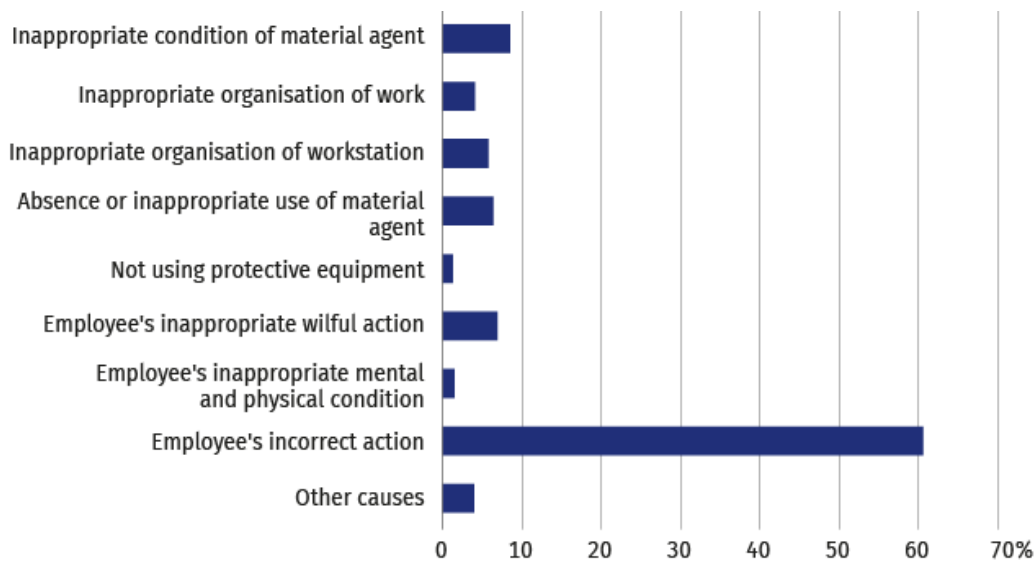
The highest incidence rate was recorded in the section mining and quarrying, the lowest in the section information and communication

Chart 2. Persons injured in accidents at work by contact-modes of injury in 2021



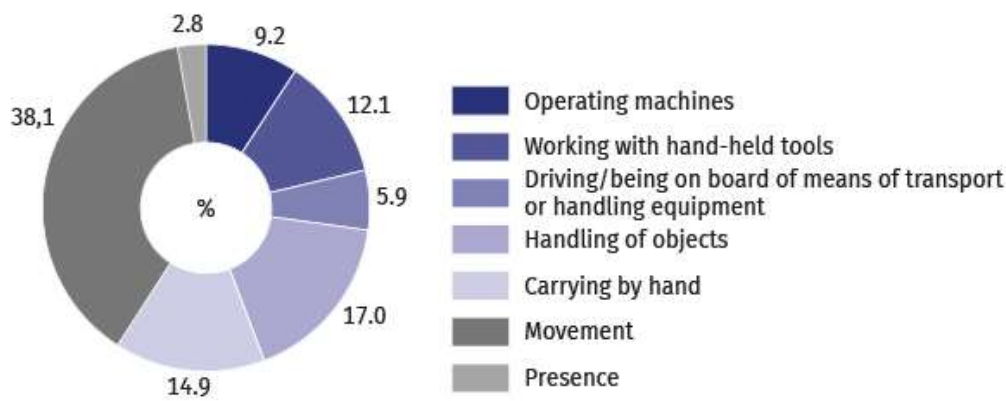
Horizontal or vertical impact with or against a stationary object was the prevalent group of contact-modes of injuries (32.8%)

Chart 3. Causes of accidents at work in 2021



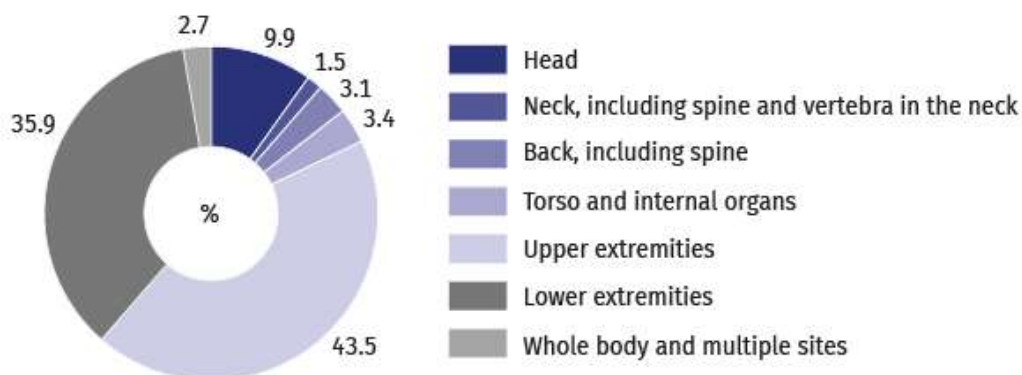
Employee's incorrect action was the cause of 60.8% of the accidents at work

Chart 4. Persons injured in accidents at work by specific physical activities performed by the victim at the time of the accident in 2021



Movement was the most frequent specific physical activity performed by the victim at the time of the accident (38.1%)

Chart 5. Persons injured in accidents at work in 2021 by part of body injured



79.4% of the persons injured in accidents at work sustained an extremity injury

TABLE ANNEX

Table 1. Persons injured in accidents at work ¹ by PKD sections in 2021

SPECIFICATION a – total b – per 1,000 employed persons ²	Total	In accidents			Of total number – women	Days lost		
		fatal	serious	with other effect		total	per person injured ³	
TOTAL	a	68777	218	374	68185	25497	2589706	37.8
	b	5.10	0.02	0.03	5.05	•	191.83	•
Agriculture, forestry and fishing	a	855	9	10	836	160	38445	45.4
	b	4.99	0.05	0.06	4.88	•	224.21	•
Mining and quarrying	a	2081	11	11	2059	31	130214	62.9
	b	14.17	0.07	0.07	14.03	•	886.78	•
Manufacturing	a	23654	48	179	23427	5539	913169	38.7
	b	8.27	0.02	0.06	8.19	•	319.14	•
Electricity, gas, steam and air conditioning supply	a	649	4	8	637	51	30211	46.6
	b	5.96	0.04	0.07	5.85	•	276.09	•
Water supply; sewerage, waste management and remediation activities	a	2222	9	13	2200	216	91207	41.2
	b	13.23	0.05	0.08	13.10	•	543.02	•
Construction	a	4108	53	64	3991	117	199385	49.1
	b	4.56	0.06	0.07	4.43	•	220.84	•
Trade; repair of motor vehicles ^Δ	a	9085	20	30	9035	4520	302783	33.4
	b	3.72	0.01	0.01	3.70	•	124.12	•
Transportation and storage	a	5780	37	21	5722	1557	223161	38.8
	b	6.17	0.04	0.02	6.11	•	238.23	•
Accommodation and catering ^Δ	a	817	2	4	811	499	25425	31.2
	b	2.80	0.01	0.01	2.78	•	87.05	•

¹ Reported in a given period; excluding accidents on private farms in agriculture. ² The incidence rate was calculated using preliminary data on the number of employees (verse b). ³ Excluding persons injured in fatal accidents and the number of days of their incapacity for work.

Table 1. Persons injured in accidents at work ¹ by sections in 2021 (cont.)

SPECIFICATION a – total b – per 1,000 employed persons ²	Total	In accidents			Of total number – women	Days lost		
		fatal	serious	with other effect		total	per person injured ³	
Information and communication	a	288	-	1	287	78	10043	34.9
	b	0.74	•	0.00	0.74	•	25.96	•
Financial and insurance activities	a	418	1	-	417	314	12037	28.9
	b	1.17	0.00	•	1.17	•	33.66	•
Real estate activities	a	612	-	3	609	244	27259	44.5
	b	3.00	•	0.01	2.99	•	133.64	•
Professional, scientific and technical activities	a	953	3	3	947	461	27940	29.4
	b	1.36	0.00	0.00	1.36	•	39.72	•
Administrative and support service activities	a	2762	8	12	2742	1083	94600	34.4
	b	4.91	0.01	0.02	4.88	•	168.17	•
Public administration and defence; compulsory social security	a	2784	4	5	2775	1605	96244	34.6
	b	4.19	0.01	0.01	4.17	•	144.89	•
Education	a	3370	5	3	3362	2674	116994	34.8
	b	2.79	0.00	0.00	2.79	•	96.88	•
Human health and social work activities	a	7365	4	4	7357	5858	213771	29.0
	b	8.20	0.00	0.00	8.20	•	237.90	•
Arts, entertainment and recreation	a	621	-	1	620	304	21761	35.0
	b	3.94	•	0.01	3.93	•	137.98	•
Other service activities	a	353	-	2	351	186	15057	42.7
	b	1.22	•	0.01	1.21	•	51.98	•

¹ Reported in a given period; excluding accidents on private farms in agriculture. ² The incidence rate was calculated using preliminary data on the number of employees (verse b). ³ Excluding persons injured in fatal accidents and the number of days of their incapacity for work.

Table 2. Persons injured in accidents at work ¹ by voivodships in 2021

SPECIFICATION a – total b – per 1,000 employed persons ²	Total	In accidents			Of total number – women	Days lost		
		fatal	serious	with other effect		total	per person injured ³	
POLAND	a	68777	218	374	68185	25497	2589706	37.8
	b	5.10	0.02	0.03	5.05	•	191.83	•
Dolnośląskie	a	6242	20	36	6186	2426	215026	34.6
	b	5.73	0.02	0.03	5.68	•	197.46	•
Kujawsko-Pomorskie	a	3902	6	18	3878	1415	143177	36.7
	b	6.03	0.01	0.03	5.99	•	221.21	•
Lubelskie	a	2973	10	11	2952	1188	130026	43.9
	b	5.36	0.02	0.02	5.32	•	234.19	•
Lubuskie	a	1750	3	9	1738	662	62790	35.9
	b	5.37	0.01	0.03	5.33	•	192.49	•
Łódzkie	a	4390	10	29	4351	1745	165259	37.7
	b	5.17	0.01	0.03	5.13	•	194.71	•
Małopolskie	a	4724	16	25	4683	1945	172206	36.6
	b	3.91	0.01	0.02	3.88	•	142.62	•
Mazowieckie	a	8823	30	38	8755	3494	318219	36.2
	b	3.67	0.01	0.02	3.64	•	132.32	•
Opolskie	a	1851	6	20	1825	558	68187	36.9
	b	6.32	0.02	0.07	6.23	•	232.77	•

¹ Reported in a given period; excluding accidents on private farms in agriculture. ² The incidence rate was calculated using preliminary data on the number of employees (verse b); civilian employees of budgetary entities conducting activity within the scope of national defence and public safety were not included in the breakdown by voivodships. ³ Excluding persons injured in fatal accidents and the number of days of their incapacity for work.

Table 2. Persons injured in accidents at work ¹ by voivodships in 2021 (cont.)

SPECIFICATION a – total b – per 1,000 employed persons ²	Total	In accidents			Of total number – women	Days lost		
		fatal	serious	with other effect		total	per person injured ³	
Podkarpackie	a	2847	11	14	2822	1101	115362	40.7
	b	4.62	0.02	0.02	4.58	•	187.10	•
Podlaskie	a	2110	6	13	2091	719	88823	42.2
	b	6.53	0.02	0.04	6.47	•	274.82	•
Pomorskie	a	4333	15	29	4289	1507	160103	37.1
	b	5.21	0.02	0.03	5.16	•	192.30	•
Śląskie	a	9966	37	40	9889	3150	406014	40.9
	b	5.99	0.02	0.02	5.95	•	243.84	•
Świętokrzyskie	a	1795	4	21	1770	707	77808	43.4
	b	5.34	0.01	0.06	5.27	•	231.14	•
Warmińsko-Mazurskie	a	2412	4	13	2395	946	92519	38.4
	b	6.13	0.01	0.03	6.09	•	235.12	•
Wielkopolskie	a	7645	27	48	7570	2780	271255	35.6
	b	5.51	0.02	0.03	5.46	•	195.57	•
Zachodniopomorskie	a	3014	13	10	2991	1154	102932	34.2
	b	5.65	0.02	0.02	5.61	•	192.24	•

1 Reported in a given period; excluding accidents on private farms in agriculture. 2 The incidence rate was calculated using preliminary data on the number of employees (verse b); civilian employees of budgetary entities conducting activity within the scope of national defence and public safety were not included in the breakdown by voivodships. 3 Excluding persons injured in fatal accidents and the number of days of their incapacity for work.

Table 3. Persons injured in accidents at work ¹ on private farms in agriculture by contact-modes of injuries in 2021

SPECIFICATION	Total	Fall of		Persons run over, hit or caught by a moving means of transport	Persons caught or hit by moving parts of machinery and equipment	Persons hit, crushed or bitten by animals	Impact of		Other contact-modes
		persons	objects				extreme temperatures	harmful materials	
TOTAL	9595	4812	525	131	1221	1130	43	12	1721
Of which fatal accidents	45	4	6	13	5	4	-	-	13

¹ Concerns accidents in respect of which one-off compensations were granted.

Source: data of the Agricultural Social Insurance Fund.

Symbol (Δ) means that the names have been shortened in relation to the current classification. Their full names are available on the website of Statistics Poland under [Polish Classification of Activities](#)

(-) magnitude zero.

(0.00) magnitude not zero, but less than 0.005 of a unit.

Symbol (•) data not available, classified data (statistical confidentiality) or providing data impossible or purposeless.

"Of which" indicates that not all elements of the sum are given.

When citing data from the Statistics Poland please provide the following information: "Statistics Poland's data".
When publishing calculations made on data published by the Statistics Poland, provide the following information: "Own study based on the Statistics Poland's data".

METHODOLOGICAL NOTES

The publication includes information on **accidents at work of persons employed in the national economy** excluding budgetary entities conducting activity within the scope of the national defence and public safety for which information on accidents at work concerns only civilian employees.

Data regarding **accidents at work, excluding private farms in agriculture** are obtained from the "Statistical accident report" Z-KW and cover all accidents at work, as well as accidents considered equivalent to accidents at work, regardless whether incapacity for work was reported (due to hospitalisation of an injured person, or rejection of a sick leave, etc.).

Data on accidents at work on private farms in agriculture were compiled on the basis of reports of the Agricultural Social Insurance Fund (ASIF) and are related only to the accidents in respect of which one-off compensations were granted in a given period.

Each accident, regardless whether the victim was injured during a single or multiple casualty incident, is counted as one accident at work.

Incidence rate is the number of persons injured per 1,000 persons employed. The ratio was calculated using the average number of employed persons expressed as an arithmetic mean for two dates (as of 31 December of the previous year and 31 December of the current year).

Information on **days lost** includes the total number of calendar days of incapacity for work due to work-related accidents, estimated on the basis of sick leaves.

Pursuant to art. 3 of the Act of 30 October 2002 on Social Insurance in Respect of Accidents at Work and Occupational Diseases (consolidated text Journal of Laws of 2019, item 1205):

- **accident at work** is understood as a sudden incident, caused by external reason, leading to injury or death, which occurred in connection with work:
 - 1) during or in connection with performance of ordinary activities or the superiors' instructions by the employee and activities on behalf of the employers, even without instructions;
 - 2) when the employee remains at the disposal of the employer on the way between the seat of the employer and the place of performing the obligation arising from the employment relationship.
- every accident is considered **equivalent to an accident at work**, as regards entitlement to benefits defined in the law on social insurance against accidents at work and occupational diseases, if the employee had such an accident: during a business trip; during training within the scope of the national self-defence; when performing tasks ordered by trade union organisations operating at the employer's.
- **accident at work is also understood** as a sudden incident, causing injury or death, which happened within the term of accident insurance in the course of: practising sports during competitions and training by a person receiving sport scholarship; performance of paid work while serving the sentence of imprisonment or temporary detentions; exercising the mandate of a Deputy or Senator who receives a salary; doing-on the basis of appointment issued by powiat labour office or other supervising entity-training or internship connected with a scholarship received by school leavers; performance of work by members of agricultural producers' cooperatives, farmers' cooperatives and by other persons treated equally to members of cooperative, for the benefit of these cooperatives; performance or cooperation in performance of work on the basis of agency agreements, contracts of mandate or contracts of services; performance of usual activities related to running, or cooperation in running, a non-agricultural economic activity; performance of religious activities or activities connected with entrusted pastoral or monastic functions by clergymen; serving supplementary forms of military service; education of students receiving scholarship at the National School of Public Administration.

Fatal accident at work is an accident which leads to the death of a victim at the site of the accident or within 6 months of the accident.

Serious accident at work is an accident which results in serious bodily harm, i.e. loss of sight, hearing, speech, ability to procreate, other bodily harm or health-related problems, which disrupts primary bodily functions or results in an incurable and life-threatening disease, permanent mental illness, a permanent, total or significant incapacity for work in the occupation, or a permanent significant disfigurement or distortion of the body.

The methodology of the survey on accidents at work is explained in more detail in the annual publication titled "Accidents at work", available on the website of [Statistics Poland](#)

The data presented in this release are preliminary. The final data covering the year 2021 will be available in a publication coming out in November 2022.

Prepared by:
Statistical Office in Gdańsk


Director Jerzy Auksztol
Office: phone (+48 58) 76 83 130

Press Office


Office: phone (+48) 22 608 38 04


e-mail: obslugaprasowa@stat.gov.pl


Issued by:
**The Spokesperson for the President
of Statistics Poland
Karolina Banaszek**
Mobile: (+48) 695 255 011


 www.stat.gov.pl/en/

 @StatPoland

 @GlownyUrzadStatystyczny

 gus_stat

 glownyurządstatystycznygus

 glownyurządstatystyczny

Related information

[Accidents at work in 2020](#)

[Accidents at work in January-September 2021-preliminary data](#)

[Other studies regarding working conditions](#)

Data available in databases

[Local Data Bank -> Labour Market -> Working Conditions](#)