

Information of Statistics Poland concerning the results of the **Badanie Aktywności Ekonomicznej Ludności recalculated for the years 2010-2020** (BAEL - the Polish equivalent of the European survey on the labour force - Labour Force Survey)

The changes introduced into the Badanie Aktywności Ekonomicznej Ludności (BAEL) from 2021 onwards which concerned mainly the subjective range of the survey and definitions as well as the way of specification of particular populations of persons on the labour market, had an impact on comparability of the results obtained before and after the survey revision¹.

For the purpose of comparative analyses on the longer time series, Statistics Poland prepared the first recalculated historical BAEL data for the years 2010–2020, compiled with the use of the changed from 2021 onwards definitions concerning specification of the main categories of persons on the labour market, i.e. the employed, unemployed and economically inactive persons.

The data were prepared on the basis of anonymised quarterly individual data for the years 2010-2020, where appropriate new categories of the labour market status were designated to particular records. The following definition changes were taken into account when determining the new categories:

- introduction of the upper age limit for an employed person (89 years), all persons aged 90 years and more are included among the economically inactive
- including in the employed population:
 - persons staying on parental leaves (from 2021 onwards, in the BAEL, all persons on parental leave are included among the employed, as they meet the criterion of receiving the employment-related benefit),
- excluding from the population of employed persons:
 - self-employed persons who work in private agriculture (on farms owned by natural persons) and allocate the effects of their work exclusively or mainly for own consumption and simultaneously do not have any other job.

Due to the designating of new categories of the status on the labour market in the quarterly files of individual data for the years 2010-2020, it was possible to compile the survey results in accordance with the new definitions. However, the fact that these recalculations were compiled on the historical files which data were collected for a different layout of a questionnaire addressed to the respondents should be taken into account, therefore the complete application of the new definitions obligatory from 2021 onwards is not possible, there is also impossible to specify again all more detailed categories of persons on the labour market. Nevertheless, the applied approach allowed grasping most of changes in definitions, particularly those of the key importance for comparability of the results.

The effect of retrospective recalculation of the quarterly BAEL results for the years 2010-2020 with the use of new definitions (obligatory from the beginning of 2021) there was observed a decline in the population of employed persons and an increase in the number of economically inactive persons, while maintaining a similar number of unemployed persons. It concerns the entire recalculated period.

The changes in the population of the employed and economically inactive persons are mainly the effect of shifts of persons between these categories:

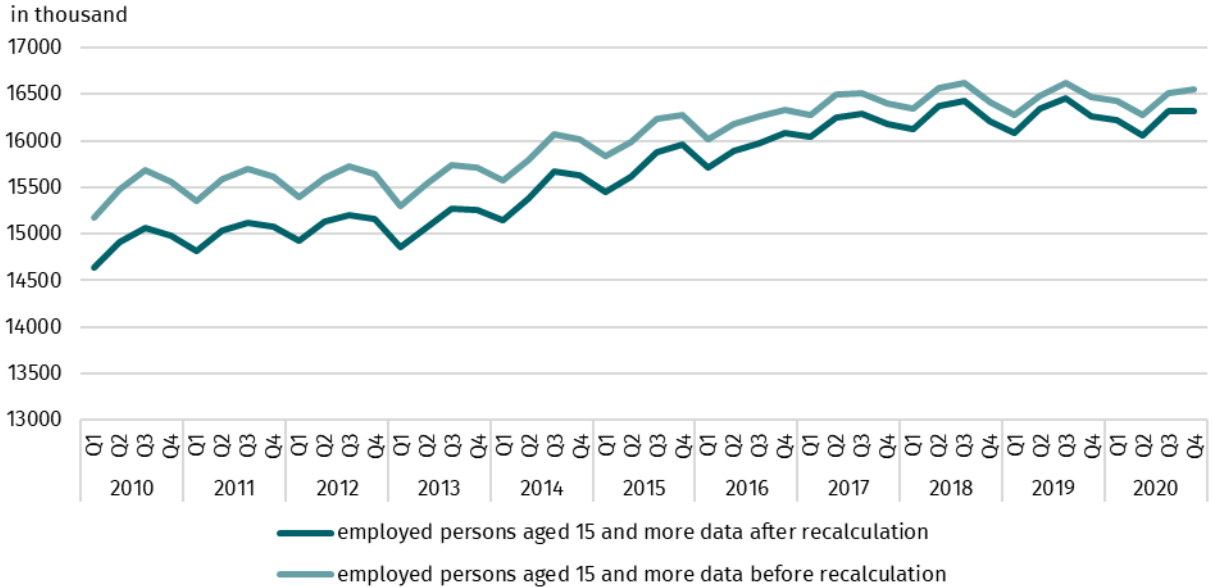
- from the population of the employed to the group of the economically inactive (in rare cases also to the unemployed population), which is caused by exclusion from the category of the employed of self-employed persons who worked in private agriculture (on farms owned by natural persons) and allocated the effects of their work exclusively or mainly for own consumption and who simultaneously did not have any other job in the analysed period,
- from the group of economically inactive persons to the employed population in connection with a change in the hitherto criteria of classification among the employed of persons staying on parental leaves (mostly women in particular age group).

¹ More information is available on Statistics Poland website: <https://stat.gov.pl/en/topics/labour-market/working-unemployed-economically-inactive-by-lfs/information-of-the-statistics-poland-regarding-the-changes-introduced-from-2021-onwards-into-the-bael,22,1.html>

The scale of the observed changes in particular quarters of the years 2010-2020, caused by the changes in definitions, varies. The highest differences between the results obtained on the basis of definitions obligatory until the fourth quarter of 2020 and based on the new way of specification of particular categories of persons on the labour market, concern the initial years of the analysed period (in particular the years 2010 and 2011). The lowest differences may be observed for the data from the years 2019 and 2020. Such direction of changes is to a great extent caused by a decreasing number of persons employed in private agriculture on small farms producing exclusively for own needs.

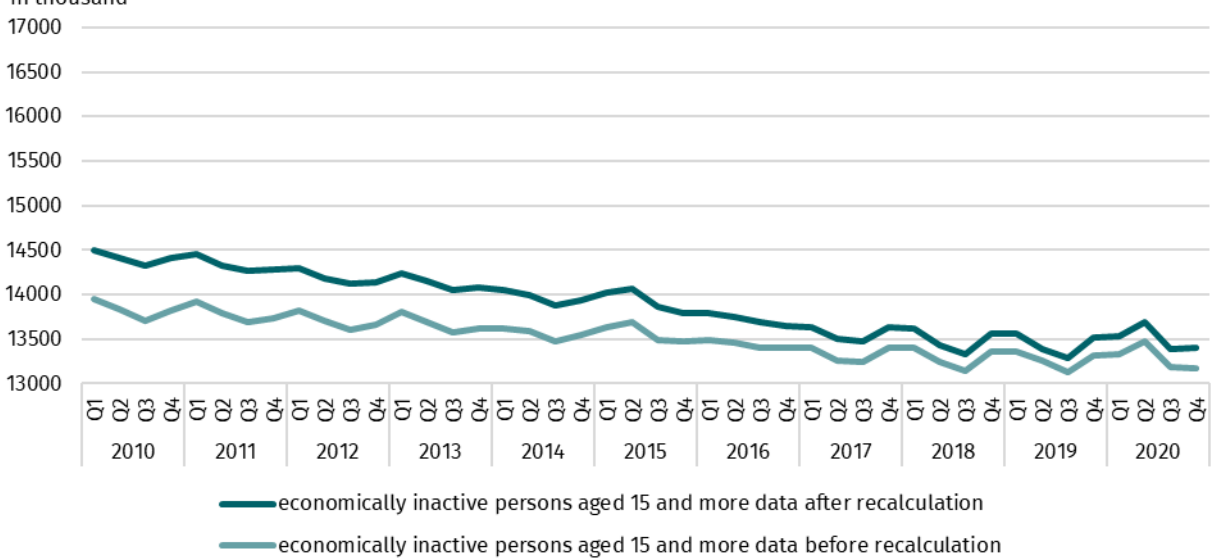
In all quarters of the years 2010-2020, in the recalculated data, there was observed a decrease in the total population of the employed aged 15 years and more. The lowest difference – by 141 thousand (i.e. by 0.9%) was observed for the second quarter of 2019, while the highest - by 612 thousand (i.e. by 3.9%) for the third quarter of 2010.

Employed persons aged 15 and more in the years 2010-2020



The reverse changes were observed in the population of economically inactive persons. After recalculations, the total number of economically inactive persons aged 15 years and more increased (similarly to the extent of a drop observed in the employed population). The lowest difference - by 141 thousand (i.e. by 1.1%) occurred in the second quarter of 2019, while the highest - by 614 thousand (i.e. by 4.5%) – in the third quarter of 2010.

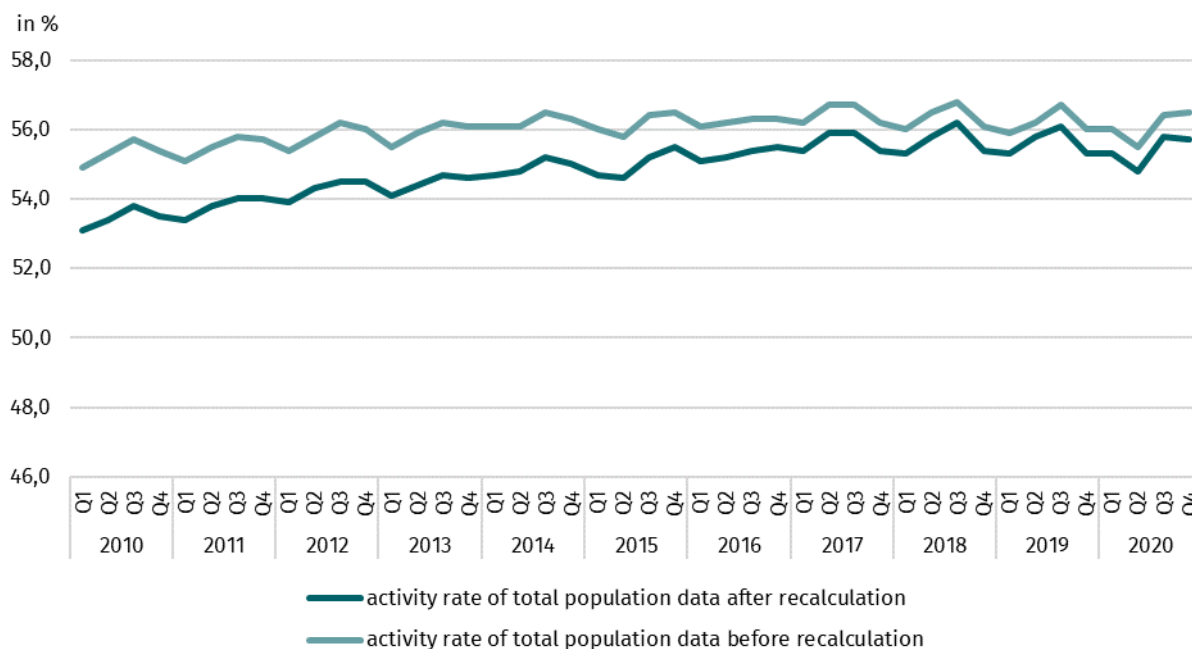
Economically inactive persons aged 15 and more in the years 2010-2020



The changes in particular categories of persons specified according to their status on the labour market influenced also the changes in the levels of particular indicators – activity rate, employment rate and unemployment rate.

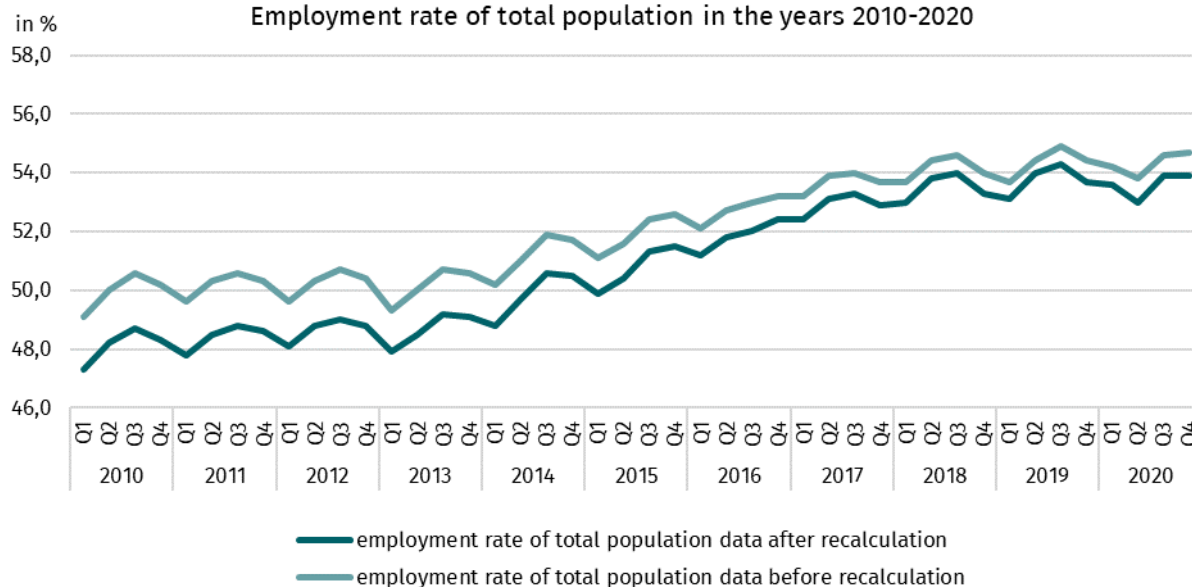
Activity rate is lower after recalculations, which is mainly due to the lower number of employed persons. The lowest difference in the activity rate for the population aged 15 years and more - by 0.4 percentage point was observed for the second quarter of 2019, while the highest - by 1.9 percentage point was observed for the third quarter of 2010.

Activity rate of total population in the years 2010-2020

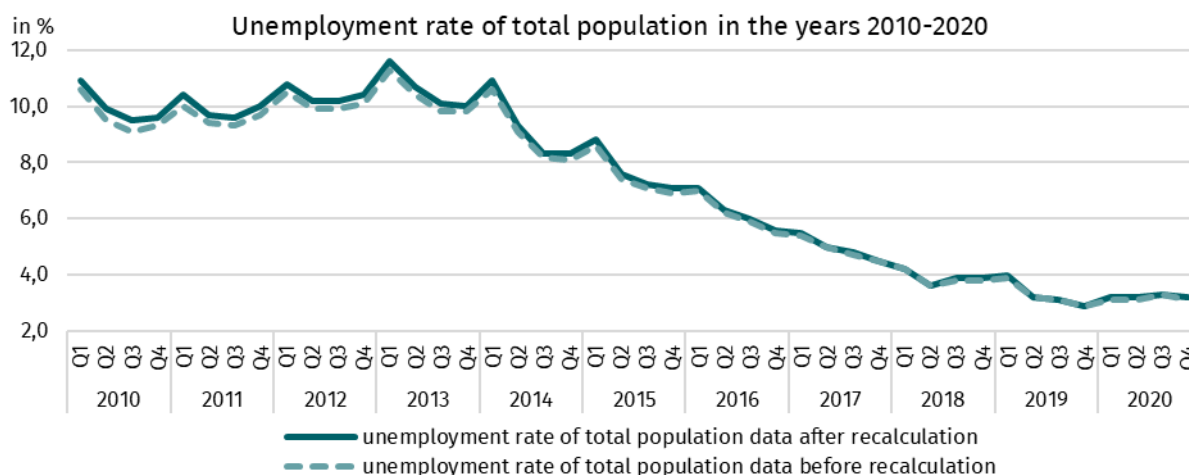


Employment rate after recalculations also decreased, for the same reasons as the activity rate. The lowest difference in employment rate for the total population aged 15 years and more – by 0.4 percentage point occurred in the second quarter of 2019, while the highest - by 1.9 percentage point – in the fourth quarter of 2010.

Employment rate of total population in the years 2010-2020



Considering a small scale of changes observed in the population of unemployed persons, much lower differences were also observed for the changes in levels of unemployment rate (*de facto* caused only by the change in the employed population included in the population of the economically active), in a few quarters, this rate did not change at all. The highest differences (by 0.4 percentage point) were observed in the years 2010-2011.



More information regarding the current survey methodology – obligatory from the first quarter of 2021 onwards – is included in the publication “Labour force survey in Poland in the second quarter of 2021”. The methodology obligatory until the fourth quarter of 2020 inclusive, is described in the previous issues of the above-mentioned publication and in the methodological report² available on Statistics Poland website:

<https://stat.gov.pl/en/topics/labour-market/working-unemployed-economically-inactive-by-lfs/labour-force-survey-in-poland-ii-quarter-2021,2,42.html>

<https://stat.gov.pl/obszary-tematyczne/rynek-pracy/zasady-metodyczne-rocznik-pracy/zeszyt-metodologiczny-badanie-aktywnosci-ekonomicznej-ludnosci,3,1.html>

The implementation acts for the Regulation (EU) 2019/1700 of the European Parliament and of the Council of 10 October 2019 which influence directly the methodology as well as the subjective and objective range of the BAEL from 2021 are:

- Commission Delegated Regulation (EU) 2020/257 of 16 December 2019 supplementing Regulation (EU) 2019/1700 of the European Parliament and of the Council by specifying the number and the title of the variables for the labour force domain³
- Commission Implementing Regulation (EU) 2019/2240 of 16 December 2019 specifying the technical items of the data set, establishing the technical formats for transmission of information and specifying the detailed arrangements and content of the quality reports on the organisation of a sample survey in the labour force domain in accordance with Regulation (EU) 2019/1700 of the European Parliament and of the Council⁴
- Commission Implementing Regulation (EU) 2019/2181 of 16 December 2019 specifying technical characteristics as regards items common to several datasets pursuant to Regulation (EU) 2019/1700 of the European Parliament and of the Council⁵
- Commission Delegated Regulation (EU) 2020/256 of 16 December 2019 supplementing Regulation (EU) 2019/1700 of the European Parliament and of the Council by establishing a multiannual rolling planning⁶

² Up-dating of the BAEL methodological report including the changes introduced in the first quarter of 2021 will be published in the third quarter of 2022.

³ The complete text of the Regulation is available on the website: <https://eur-lex.europa.eu/search.html?scope=EURLEX&text=2020%2F257&lang=pl&type=quick&qid=1607068365574>

⁴ The complete text of the Regulation is available on the website: <https://eur-lex.europa.eu/search.html?scope=EURLEX&text=2019%2F2240&lang=pl&type=quick&qid=1607068403345>

⁵ The complete text of the Regulation is available on the website: <https://eur-lex.europa.eu/search.html?scope=EURLEX&text=2019%2F2181&lang=pl&type=quick&qid=1607068443218>

⁶ The complete text of the Regulation is available on the website: <https://eur-lex.europa.eu/search.html?scope=EURLEX&text=2020%2F256&lang=pl&type=quick&qid=1607068481297>

Prepared by:
Labour Market Department
Director Agnieszka Zgierska
Office: tel. (+48 22) 608 30 15

Issued by:
The Spokesperson for the President
of Statistics Poland
Karolina Banaszek
Mobile: (+48) 695 255 011

Press Office

Office: tel. (+48 22) 608 38 04

e-mail: obslugaprasowa@stat.gov.pl



www.stat.gov.pl



www.stat.gov.pl/en/



[@StatPoland](https://www.facebook.com/StatPoland)