

Average paid employment¹ and average gross wages and salaries in the enterprise sector in August 2023

20.09.2023

0.0%

There was no y/y change in the average paid employment in the enterprise sector

In August 2023, the average paid employment in the enterprise sector was similar to that recorded in August 2022 and amounted to 6 502.1 thousand full-time equivalent employees. Compared with the previous month, the average paid employment was lower by 0.2%.

↑ 11.9%

Increase y/y in the average gross wages and salaries in the enterprise sector

Average gross wages and salaries in the enterprise sector in August 2023 compared with August 2022 increased nominally by 11.9% and amounted to PLN 7 368.97 gross. Compared with July 2023 average gross wages and salaries decreased nominally by 1.6%.

Labour market in the enterprise sector

The enterprise sector is part of the national economy, which means that data concern units conducting economic activity classified into **selected² kinds of activity according to NACE Rev.2, with 10 or more employed persons**. Therefore, the survey does not include, inter alia, public administration, education, human health and social work activities. Basic data on this sector are published monthly and for the national economy as a whole quarterly, e.g. in the statistical information *Paid employment, wages and salaries in the national economy*.

The enterprise sector is part of the national economy, which means that the data refer to selected entities conducting economic activity

Table 1. Average paid employment and average gross wages and salaries in the enterprise sector

Specification	08 2023			01-08 2023	
	in absolute numbers	07 2023= =100	08 2022= =100	in absolute numbers	01-08 2022= =100
Average paid employment in thousand full-time equivalent employees	6 502.1	99.8	100.0	6 530.8	100.5
Total average gross wages and salaries in PLN	7 368.97	98.4	111.9	7 322.21	112.2
of which excluding payments from profit	7 363.57	98.4	111.9	7 320.65	112.2

¹ Average paid employment after converting part-time employees into full-time equivalent employees.

² Activities included in the enterprise sector are listed on the page 4.

In August 2023 the average paid employment in the enterprise sector decreased by 0.2% compared with July 2023, while in July 2023 remained at a level similar to that recorded in June 2023. On an annual basis (August 2023 to August 2022), a similar level of average paid employment was also recorded.

Chart 1. Average paid employment in the enterprise sector



Average monthly gross wages and salaries in the enterprise sector include the base salary and additional salary components, including bonuses, awards, overtime pay and retirement severance pays

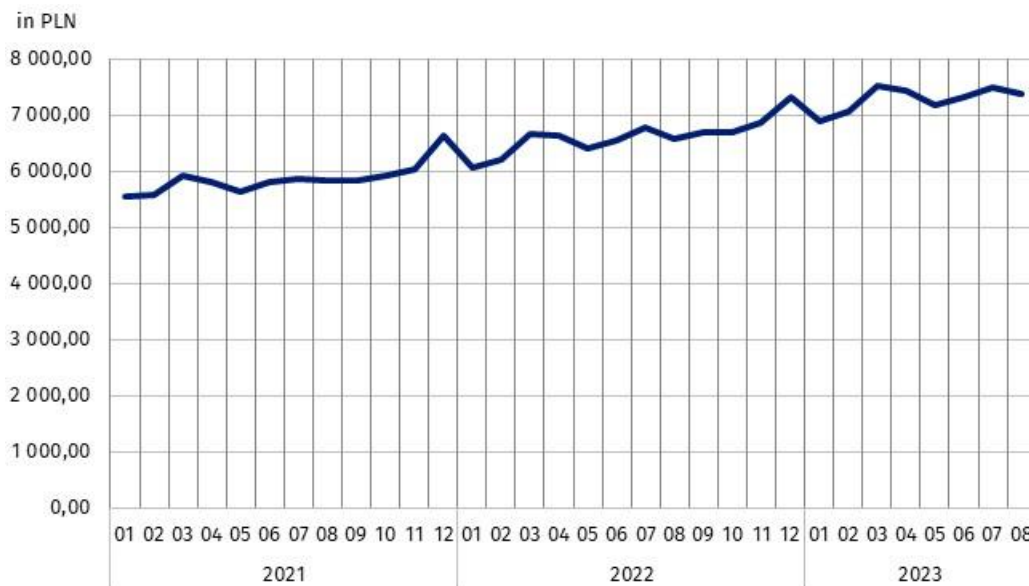
In August 2023, the **average monthly gross wage and salary in the enterprise sector** decreased nominally compared with July 2023 by 1.6%. This decrease was caused by smaller scale of additional payments that occurred in the previous month: discretionary and incentive awards and bonuses, service anniversary awards, occasional awards and bonuses, and also retirement severance pays (beside the base salary are also included as components of wages and salaries³).

The largest nominal decrease in average monthly gross wages and salaries compared with the previous month was noted in section Agriculture, forestry and fishing (by 30.5%) and in section Mining and quarrying (by 24.2%). The lowest value of the average monthly wage and salary in August 2023 occurred in section Accommodation and catering^Δ (PLN 5 417.76), and the highest in section Information and communication (PLN 12 212.03).

On an annual basis (August 2023 to August 2022), the average monthly gross wage and salary increased nominally by 11.9%.

³ Annex to the explanatory notes on reporting on paid employment, wages and salaries http://form.stat.gov.pl/formularze/2023/objasnienia/zalacznik_do_objasnien.pdf.

Chart 2. Average monthly gross wages and salaries in the enterprise sector



In July 2023, the statutory minimum salary was raised to PLN 3 600, i.e. by 19.6% compared with 2022, when it amounted to PLN 3 010 (in 2022 an increase of 7.5% compared with 2021), which also affected changes in average monthly gross wages and salaries in the enterprise sector

Average monthly gross wages and salaries in the enterprise sector in the period of eight months of 2023 (cumulative) nominally increased by 12.2% in relation to the same period of 2022. Increase occurred in all PKD/NACE sections. This increase ranged from 7.0% in section Construction to 16.7% in section Transportation and storage. The highest average gross wage and salary in the enterprise sector in the cumulative period was recorded in section Information and communication in the amount of PLN 12 496.53, while the lowest in section Accommodation and catering^Δ PLN 5 314.31.

Methodological notes

The enterprise sector comprises units with 10 or more employed persons, conducting economic activity within the scope of the following areas: forestry and logging; marine fishing; mining and quarrying; manufacturing; electricity, gas, steam and air conditioning supply; water supply; sewerage, waste management and remediation activities; construction; wholesale and retail trade; repair of motor vehicles and motorcycles; transportation and storage; accommodation and food service activities; information and communication; real estate activities; legal and accounting activities; activities of head offices; management consultancy activities; architectural and engineering activities; technical testing and analysis; advertising and market research; other professional, scientific and technical activities; administrative and support service activities; arts, entertainment and recreation; repair of computers and personal and household goods; other personal service activities.

Data source is 'Report on economic activity' (DG-1). Within the scope of this survey, for the entities with 50 or more employed persons it is a census survey, while for the entities with 10 to 49 employed persons it is a sample survey⁴.

Labour market data from the DG-1 survey report do not include people employed under a contract of mandate and a contract to perform a specified task – the detailed scope of exclusions along with methods of calculating labour market variables can be found in the explanations of the DG-1 report⁵.

Due to the short time in which the units provide data as part of the survey on the DG-1 form, the presented results are preliminary. In the absence of complete records as at the date of preparation of the report, it is allowed to include estimated data, and in the event of the need to correct data reported in previous periods, changes are included only in cumulative data.

In this news release abbreviated names of NACE, Rev. 2 sections were used. Abbreviations are marked with a 'Δ' symbol. Full names are available on the Eurostat website at: <https://ec.europa.eu/eurostat/data/classifications>.

In the case of quoting Statistics Poland data, please provide information: 'Source of data: Statistics Poland', and in the case of publishing calculations made on data published by Statistics Poland, please provide information: 'Own elaboration based on Statistics Poland data.'

⁴ Methodological report Monthly activity report of enterprises: <https://stat.gov.pl/en/topics/economic-activities-finances/activity-of-enterprises-activity-of-companies/methodological-report-monthly-activity-report-of-enterprises,17,1.html>.

⁵ DG-1 report in English is available in Methodological report Monthly activity report of enterprises: <https://stat.gov.pl/en/topics/economic-activities-finances/activity-of-enterprises-activity-of-companies/methodological-report-monthly-activity-report-of-enterprises,17,1.html>.







Prepared by:
Statistical Office in Bydgoszcz
Director Wiesława Gierańczyk, Ph.D.
Phone: (+48 52) 366 93 90

Issued by:
**The Spokesperson for the President
of Statistics Poland**
Karolina Banaszek
Phone: (+48) 695 255 011

Press Office

Phone: (+48 22) 608 38 04

e-mail: obslugaprasowa@stat.gov.pl

-  stat.gov.pl/en/
-  [@StatPoland](https://twitter.com/StatPoland)
-  [@GlownyUrzadStatystyczny](https://www.facebook.com/GlownyUrzadStatystyczny)
-  [gus_stat](https://www.instagram.com/gus_stat)
-  [glownyurządstatystycznygus](https://www.youtube.com/glownyurządstatystycznygus)
-  [glownyurządstatystyczny](https://www.linkedin.com/company/glownyurządstatystyczny)

Related information

[Working. Employed. Wages and salaries. Cost of labour](#)

[Paid employment, wages and salaries in the national economy in 2022](#)

[Structure of wages and salaries by occupations in October 2020](#)

[Methodological report Employment in the national economy](#)

[Methodological report Wages and salaries in the national economy](#)

Data available in databases

[Local Data Bank – Labour market](#)

[Macroeconomic Data Bank – Labour market](#)

Terms used in official statistics

[Enterprise sector in the labour market and wages and salaries statistics](#)

[Average paid employment](#)

[Wages and salaries to calculate average monthly wages and salaries](#)