

20.10.2022

Average paid employment¹ and average gross wages and salaries in the enterprise sector in September 2022


2.3%

Increase y/y average paid employment in the enterprise sector

In September 2022, average paid employment in the enterprise sector compared to September 2021 was higher by 2.3% y/y and amounted to 6493.8 thousand full-time equivalents. In comparison to the previous month average paid employment decreased minimally (by 0.1%).


14.5%

Increase y/y average gross wages and salaries in the enterprise sector

Average gross wages and salaries in the enterprise sector in September 2022 compared to September 2021 were higher by 14.5% y/y and amounted to 6687.81 PLN. In regard to August 2022 average gross wages and salaries increased by 1.6%.

Labour market in the enterprise sector

Data regarding the enterprise sector concerns units conducting **economic activity classified into selected² kinds of activity by NACE Rev.2 with 2 with the number of employed persons 10 or more people**. Therefore, the survey does not include, inter alia, public administration, education, human health and social work activities.

The enterprise sector is part of the national economy, which means that the data refers to selected entities conducting economic activity

Table 1. Average paid employment and average gross wages and salaries in the enterprise sector in September 2022

Specification	09 2022			01-09 2022	
	in absolute numbers	08 2022= =100	09 2021= =100	in absolute numbers	01-09 2021= =100
Average paid employment in thousand full-time equivalents	6493.8	99.9	102.3	6496.8	102.5
Average gross wages and salaries total in PLN	6687.81	101.6	114.5	6548.66	113.3
of which excluding payments from profit	6687.77	101.7	114.5	6547.44	113.3

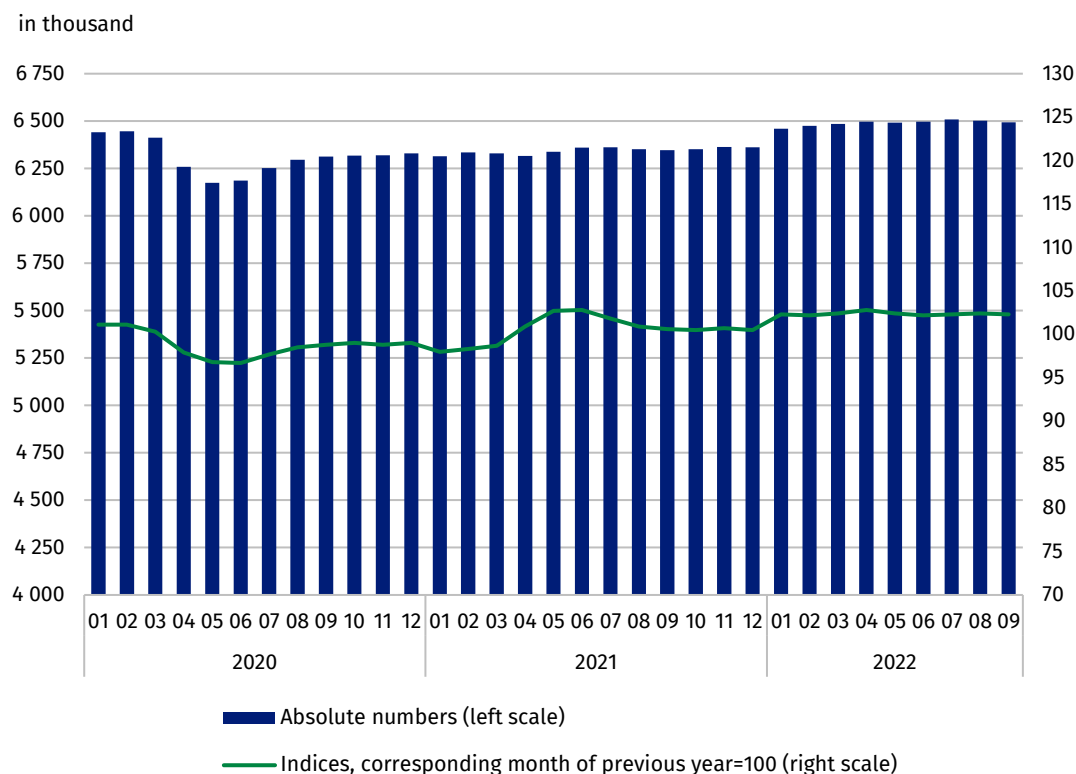
¹ Average paid employment after converting the dimensions of part-time employees into full-time equivalents.

² Activities included in the enterprise sector are listed on the page 4.

In September in comparison to August 2022 **average paid employment in the enterprise sector** decreased minimally (by 0.1%), the same as in the previous month. The slight reduction in average paid employment in September 2022 was caused among others by layoffs in the units, end of fixed-term contracts and not extending them, as well as sickness absences.

Comparing September 2022 to September 2021, average paid employment in the enterprise sector increased by 2.3%, while in September 2021 its noted y/y increase was lower and amounted to 0.6%.

Chart 1. Average paid employment in the enterprise sector



Due to the epidemic situation and its impact on the labour market, in 2020 there were significant decreases in average paid employment in the enterprise sector. The following year, average paid employment fluctuated slightly, but it was only in 2022 that it returned to the values noted at the beginning of 2020. In September 2022, compared to August 2022, the average employment decreased by approx. 8.8 thousand full-time equivalents.

In September 2022 **average gross wages and salaries in the enterprise sector** increased in relation to the August 2022 by 1.6%, while in September 2021 compared to August 2021 wages and salaries remained at a similar level.

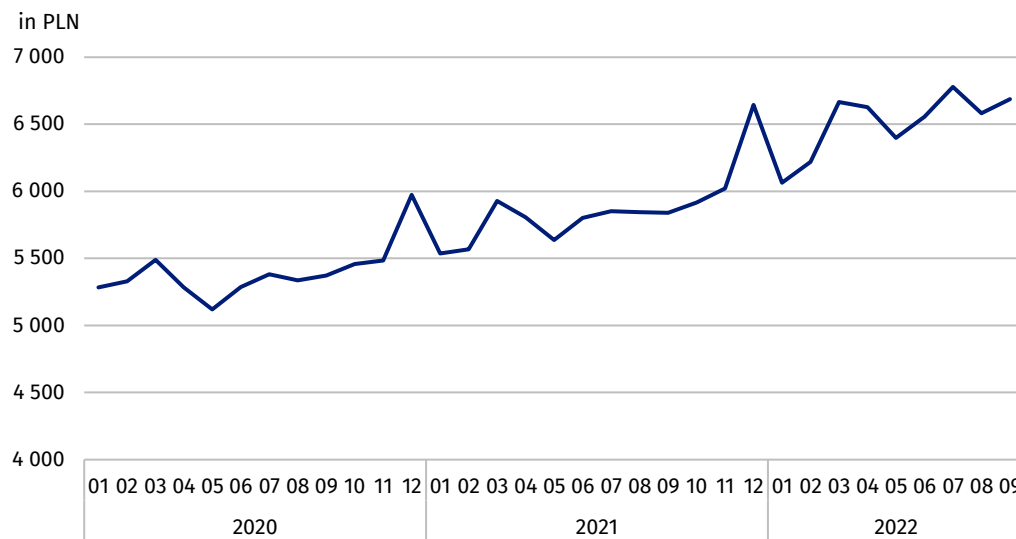
The increase in average wages in September 2022 in regard to August 2022 was caused among others by payments of quarterly, jubilee awards, as well pay rises, bonus payments due to inflation and retirement severance pays (which beside the base salary are also included as components of wages and salaries³). The increase in the average monthly gross wages and salaries was recorded in almost all NACE Rev.2 sections, the highest one in the section “Electricity, gas, steam and air conditioning supply“ (by 6.5%), where average gross wages and salaries amounted to PLN 9731.42 (a month before 9138.90 PLN) and in section “Mining and quarrying” (by 5.6%), where wages amounted to 10496.77 PLN (a month before 9944.69 PLN).

Average monthly gross wages and salaries in the enterprise sector includes the base salary and additional salary components, incl. bonuses, awards, remuneration for overtime and retirement severance pays

³ Annex to the explanatory notes on employment and remuneration reporting: http://form.stat.gov.pl/formularze/2020/objasnienia/zalacznik_do_objasnien.pdf

Annually (September 2022 to September 2021) average gross wage and salary increased by 14.5%. A year before (September 2021 to September 2020), the dynamics of growth in average wage was recorded at the level of 8.7%.

Chart 2. Average monthly gross wages and salaries in the enterprise sector



In 2022 statutory minimum monthly wage increased to 3010 PLN, i.e. by 7.5% in regard to the previous year when it was 2800 PLN which also affected changes in average monthly wages in the enterprise sector

In the cumulative period of nine months of 2022 average gross wages and salaries in the enterprise sector, in relation to the same period of the previous year, increased in all NACE Rev.2 sections by between 4.3% in section “Other service activities”⁴ and 22.8% in section “Mining and quarrying”, which resulted in total increase in the enterprise sector of 13.3%. The highest average monthly gross salary in the enterprise sector in cumulative period was noted in section “Information and communication” in the amount of 11204.16 PLN (an increase by 12.0% in regard to the corresponding period of the previous year), while the lowest in section “Accommodation and catering” at the level of 4671.86 PLN (despite an increase in relation to the situation in the previous year by 13.2%).

⁴Within the enterprise sector, this section does not include activity „Activities of membership organisations” (Division 94).

Methodological notes

The enterprise sector concerns units with the number of employed persons 10 or more people and conducting economic activity within the scope of the following areas: forestry and logging; marine fishing; mining and quarrying; manufacturing; electricity, gas, steam and air conditioning supply; water supply; sewerage, waste management and remediation activities; construction; wholesale and retail trade; repair of motor vehicles and motorcycles; transportation and storage; accommodation and food service activities; information and communication; real estate activities; legal and accounting activities; activities of head offices; management consultancy activities; architectural and engineering activities; technical testing and analysis; advertising and market research; other professional, scientific and technical activities; administrative and support service activities; arts, entertainment and recreation; repair of computers and personal and household goods; other personal service activities.

Data source is "Report on economic activity" (DG-1). Within the scope of this survey, for the entities with the number of employed persons 50 and more people it is a census survey, while for the entities with the number of employed persons from 10 to 49 people it is a sample one⁵.

Labour market data on survey report DG-1 do not include persons employed under a mandate contract and contract for specified work - the detailed scope of exclusions along with methods of calculating labour market variables can be found in the explanations of the DG-1 report⁶.

Due to the short period in which the units provide data as part of the survey on the DG-1 form, the presented results are preliminary. In the absence of complete records as at the date of preparation of the survey, it is allowed to include estimated data, and in the event of the need to correct data disclosed in previous periods, changes are included only in cumulative data.

⁵ Methodological report Monthly activity report of enterprises: <https://stat.gov.pl/en/topics/economic-activities-finances/activity-of-enterprises-activity-of-companies/methodological-report-monthly-activity-report-of-enterprises,17,1.html>.

⁶ DG-1 report in English is available in Methodological report Monthly activity report of enterprises: <https://stat.gov.pl/en/topics/economic-activities-finances/activity-of-enterprises-activity-of-companies/methodological-report-monthly-activity-report-of-enterprises,17,1.html>.





Prepared by:
Labour Market Department
Director Agnieszka Zgierska
Phone: (+48 22) 608 30 15

Issued by:
**The Spokesperson for the President
of Statistics Poland**
Karolina Banaszek
Phone: (+48) 695 255 011

Press Office

Phone: (+48 22) 608 38 04

e-mail: obslugaprasowa@stat.gov.pl

-  www.stat.gov.pl/en/
-  [@StatPoland](https://twitter.com/StatPoland)
-  [@GlownyUrzadStatystyczny](https://www.facebook.com/GlownyUrzadStatystyczny)
-  [gus_stat](https://www.instagram.com/gus_stat)
-  [glownyurządstatystycznygus](https://www.youtube.com/glownyurządstatystycznygus)
-  [glownyurządstatystyczny](https://www.linkedin.com/company/glownyurządstatystyczny)

Related information

[Labour market: Working employed. Wages and salaries. Cost of labour](#)

[Employment, wages and salaries in national economy in the first half of 2022](#)

[Structure of wages and salaries by occupations in October 2020](#)

[Methodological report Employment in the national economy](#)

[Methodological report Wages and salaries in the national economy](#)

Data available in databases

[Local Data Bank – Labour market](#)

[Macroeconomic Data Bank – Labour market](#)

Terms used in official statistics

[Enterprise sector in the labour market and wages and salaries statistics](#)

[Average paid employment](#)

[Wages and salaries to calculate average monthly wages and salaries](#)