

21.06.2022

# Average paid employment<sup>1</sup> and average gross wages and salaries in the enterprise sector in May 2022


**2.4%**

Increase y/y average paid employment in the enterprise sector

In May 2022, average paid employment in the enterprise sector compared to May 2021 was higher by 2.4% y/y and amounted to 6491.6 thousand full-time equivalents. In comparison to the previous month average paid employment minimally decreased (by 0.1%).


**13.5%**

Increase y/y average gross wages and salaries in the enterprise sector

Average gross wages and salaries in the enterprise sector in May 2022 compared to May 2021 were higher by 13.5% y/y and amounted to 6399.59 PLN. In regard to April 2022 average gross wages and salaries decreased by 3.4%.

## Labour market in the enterprise sector

Data regarding the enterprise sector concerns units conducting **economic activity classified into selected<sup>2</sup> kinds of activity by NACE Rev.2 with 10 or more employed persons**. Therefore, the survey does not include, inter alia, public administration, education, human health and social work activities.

**The enterprise sector** is part of the national economy, which means that the data refers to selected entities conducting economic activity

**Table 1. Average paid employment and average gross wages and salaries in the enterprise sector in May 2022**

Specification	05 2022			01-05 2022	
	in absolute numbers	04 2022= =100	05 2021= =100	in absolute numbers	01-05 2021= =100
Average paid employment in thousand full-time equivalents	6491.6	99.9	102.4	6476.9	102.4
Average gross wages and salaries total in PLN	6399.59	96.6	113.5	6421.97	112.6
of which excluding payments from profit	6398.94	96.6	113.5	6421.69	112.6

In May in comparison to April 2022 **average paid employment in the enterprise sector** decreased minimally (by 0.1%), unlike in May 2021 when in regard to April 2021 its slight in-

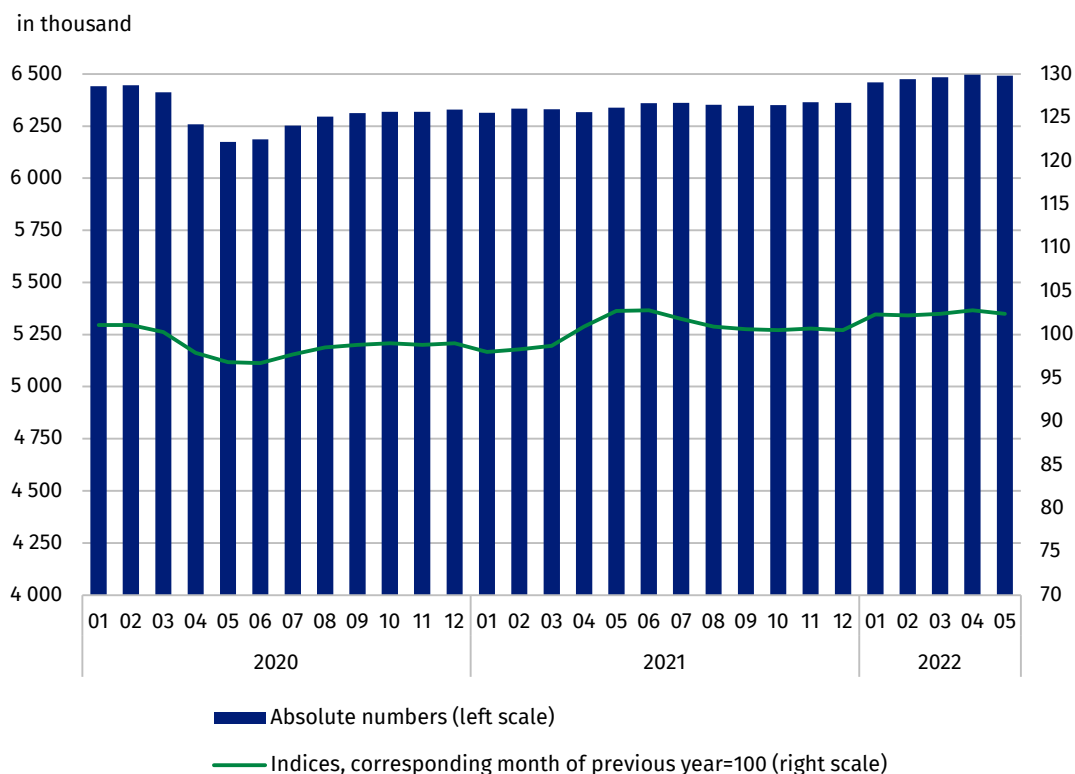
<sup>1</sup> Average paid employment after converting the dimensions of part-time employees into full-time equivalents.

<sup>2</sup> Activities included in the enterprise sector are listed on the page 3.

crease was visible (by 0.3%) related to hiring and increasing time frames of part-time employees to the pre-pandemic level. A decrease in average paid employment in May 2022 was caused among others by layoffs in the units, end of fixed-term contracts and not extending them and increased absence of workers due to sick leaves.

Comparing May 2022 to May 2021 average paid employment increased by 2.4%, while in May 2021 its noted y/y increase was slightly higher and amounted to 2.7%.

**Chart 1. Average paid employment in the enterprise sector**



Due to the epidemic situation and its impact on the labour market, from March to May 2020 there was noted a decrease in the average paid employment in the enterprise sector month to month, while from June 2020 till December 2020 its increase was observed. In 2021, average paid employment changed slightly, however until December 2021, it had still not returned to the values noted at the beginning of 2020. Since the beginning of 2022 till April 2022 an increase in average paid employment in regard to the previous month was visible, wherein in May 2022 in comparison to April 2022 average paid employment its slight drop was noted by approx. 5 thousand full-time equivalents.

In May 2022 **average gross wages and salaries in the enterprise sector** decreased in relation to the one recorded in April 2022 by 3.4%, while in May 2021 compared to April 2021 wages and salaries noted a smaller decrease, i.e. by 2.9%.

The decrease in wages and salaries in May 2022 in regard to April 2022 was caused among others by payments in the previous month of discretionary, jubilee and quarterly bonuses, incentive and annual awards and retirement severance pays (which beside the base salary are also included as components of wages and salaries). The decrease in wages and salaries was noted in almost all NACE Rev.2 sections, the highest one in section “Agriculture, forestry and fishing”<sup>3</sup> (by 15.5%), where average gross wages and salaries amounted to 7785.86 PLN (a month before 9214.25 PLN) and “Electricity, gas, steam and air conditioning supply” (by

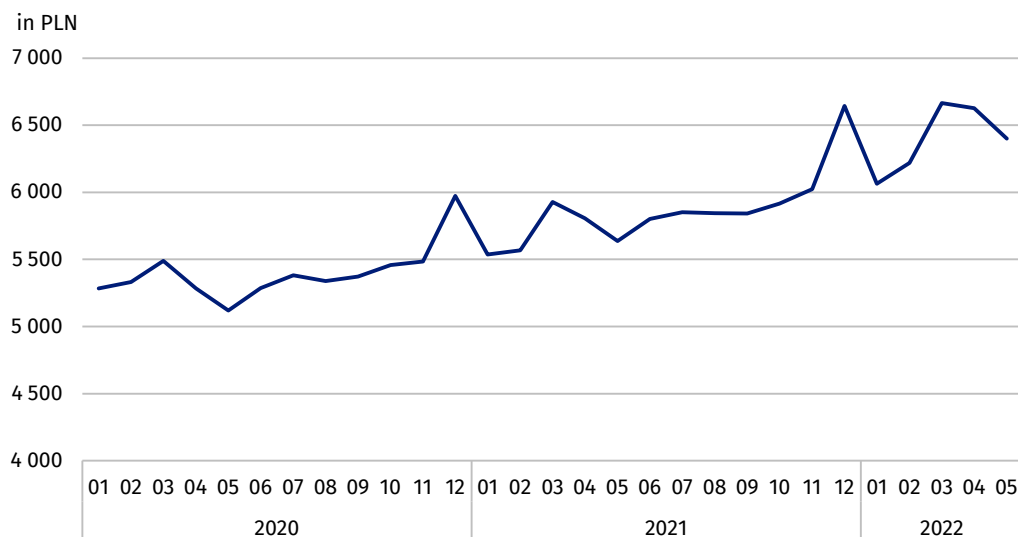
Average monthly gross wages and salaries in the enterprise sector includes the base salary and additional salary components, incl. bonuses, awards, remuneration for overtime and retirement severance pays

<sup>3</sup> Within the enterprise sector this section covers only the activities “Forestry and logging” (Division 02) and “Marine fishing” (Class 03.11).

10.2%), where average gross wages and salaries decreased to 8206.10 PLN (a month before amounted to 9140.01 PLN).

Annually (May 2022 to May 2021) average gross wages and salaries increased by 13.5%. A year before (May 2021 to May 2020) an average wages growth rate of 10.1% was noted.

**Chart 2. Average monthly gross wages and salaries in the enterprise sector**



In 2022 statutory minimum monthly wage increased to 3010 PLN, i.e. by 7.5% in regard to the previous year when it was 2800 PLN

In the cumulative period of five months of 2022 average gross wages and salaries in the enterprise sector, in relation to the same period of the previous year, increased in all NACE Rev.2 sections by between 5.4% in section “Other service activities”<sup>4</sup> and 19.1% in section “Transportation and storage”, which resulted in total average monthly wages and salaries increase of 12.6%. The highest average monthly gross salary in the enterprise sector in cumulative period was noted in section “Information and communication” in the amount of 11169.52 PLN (an increase by 11.4% in regard to the corresponding period of the previous year), while the lowest in section “Accommodation and catering” at the level of 4609.65 PLN (despite an increase in relation to the situation in the previous year by 17.6%).

### Methodological notes

**The enterprise sector concerns units with with the number of employed persons 10 or more people and conducting economic activity within the scope of the following areas:** forestry and logging; marine fishing; mining and quarrying; manufacturing; electricity, gas, steam and air conditioning supply; water supply; sewerage, waste management and remediation activities; construction; wholesale and retail trade; repair of motor vehicles and motorcycles; transportation and storage; accommodation and food service activities; information and communication; real estate activities; legal and accounting activities; activities of head of-fices; management consultancy activities; architectural and engineering activities; technical testing and analysis; advertising and market research; other professional, scientific and technical activities; administrative and support service activities; arts, entertainment and recreation; repair of computers and personal and household goods; other personal service activities.

<sup>4</sup> Within the enterprise sector, this section does not include activity „ Activities of membership organisations” (Division 94).

Data source is "Report on economic activity" (DG-1). Within the scope of this survey, for the entities with 50 and more persons employed it is a census survey, while for the entities from 10 to 49 persons employed it is a sample one<sup>5</sup>.

Labour market data on survey report DG-1 do not include persons employed under a mandate contract and contract for specified work - the detailed scope of exclusions along with methods of calculating labour market variables can be found in the explanations of the DG-1 report<sup>6</sup>.

Due to the short period in which the units provide data as part of the survey on the DG-1 form, the presented results are preliminary. In the absence of complete records as at the date of preparation of the survey, it is allowed to include estimated data, and in the event of the need to correct data disclosed in previous periods, changes are included only in cumulative data.

---

<sup>5</sup> Methodological report Monthly activity report of enterprises:  
<https://stat.gov.pl/en/topics/economic-activities-finances/activity-of-enterprises-activity-of-companies/methodological-report-monthly-activity-report-of-enterprises,17,1.html>.

<sup>6</sup> DG-1 report in English is available in Methodological report Monthly activity report of enterprises: <https://stat.gov.pl/en/topics/economic-activities-finances/activity-of-enterprises-activity-of-companies/methodological-report-monthly-activity-report-of-enterprises,17,1.html>.


Prepared by:  
**Labour Market Department**  
**Director Agnieszka Zgierska**  
Phone: (+48 22) 608 30 15

Issued by:  
**The Spokesperson for the President  
of Statistics Poland**  
**Karolina Banaszek**  
Phone: (+48) 695 255 011

**Press Office**

Phone: (+48 22) 608 38 04

**e-mail: [obslugaprasowa@stat.gov.pl](mailto:obslugaprasowa@stat.gov.pl)**

-  [www.stat.gov.pl/en/](http://www.stat.gov.pl/en/)
-  [@StatPoland](https://twitter.com/StatPoland)
-  [@GlownyUrzadStatystyczny](https://www.facebook.com/GlownyUrzadStatystyczny)
-  [gus\\_stat](https://www.instagram.com/gus_stat)
-  [glownyurządstatystycznygus](https://www.youtube.com/glownyurządstatystycznygus)
-  [glownyurządstatystyczny](https://www.linkedin.com/company/glownyurządstatystyczny)

**Related information**

[Labour-market: Working employed. Wages and salaries. Cost of labour](#)

[Employment, wages and salaries in national economy in I-III quarters of 2021](#)

[Structure of wages and salaries by occupations in October 2020](#)

[Methodological report Employment in the national economy](#)

[Methodological report Wages and salaries in the national economy](#)

**Data available in databases**

[Local Data Bank – Labour market](#)

[Macroeconomic Data Bank – Labour market](#)

**Terms used in official statistics**

[Average paid employment](#)

[Wages and salaries to calculate average monthly wages and salaries](#)