

Selected issues of the labour market – data for 2022

21.12.2023

↓ 8.6%

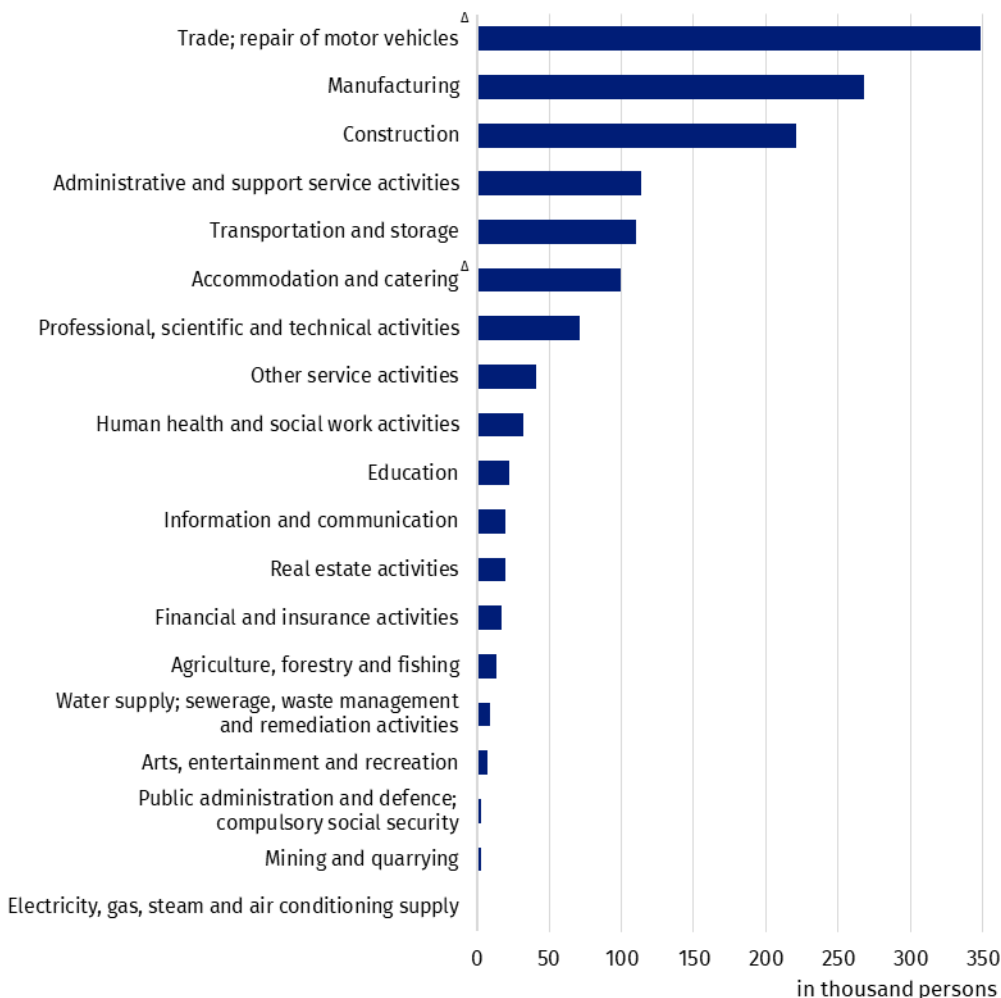
Decrease in the number of employees in the national economy receiving a gross wage or salary not exceeding the minimum wage or salary in December 2022 relative to December 2021.

1.4 million employees in the national economy in December 2022 received gross monthly remuneration not exceeding the applicable minimum wage.

Employees receiving minimum wage or salary

As at 31 December 2022, the most employees receiving gross wages and salaries not exceeding the minimum wage or salary were in the section Trade; repair of motor vehicles^Δ - 348.5 thousand.

Chart 1. Employees in the national economy receiving a gross wage or salary not exceeding the minimum wage or salary by selected PKD/NACE in 2022
As at 31 December



In 2022, the minimum gross wage or salary was set at PLN 3 010.00. Compared with 2021, it increased by PLN 210.00, i.e. by 7.5%

Employees receiving gross wages and salaries not exceeding the statutory minimum wage or salary accounted for 11.8% of the total number of employees in the national economy. The highest percentage of these people in the total number of employees of a given section was recorded in the section Accommodation and catering^Δ - 37.2%, followed by the sections: Construction - 30.2%, Administrative and support service activities - 22.9%, as well as Trade; repair of motor vehicles^Δ - 18.5%, Other service activities - 17.4%, and Real estate activities - 13.9%.

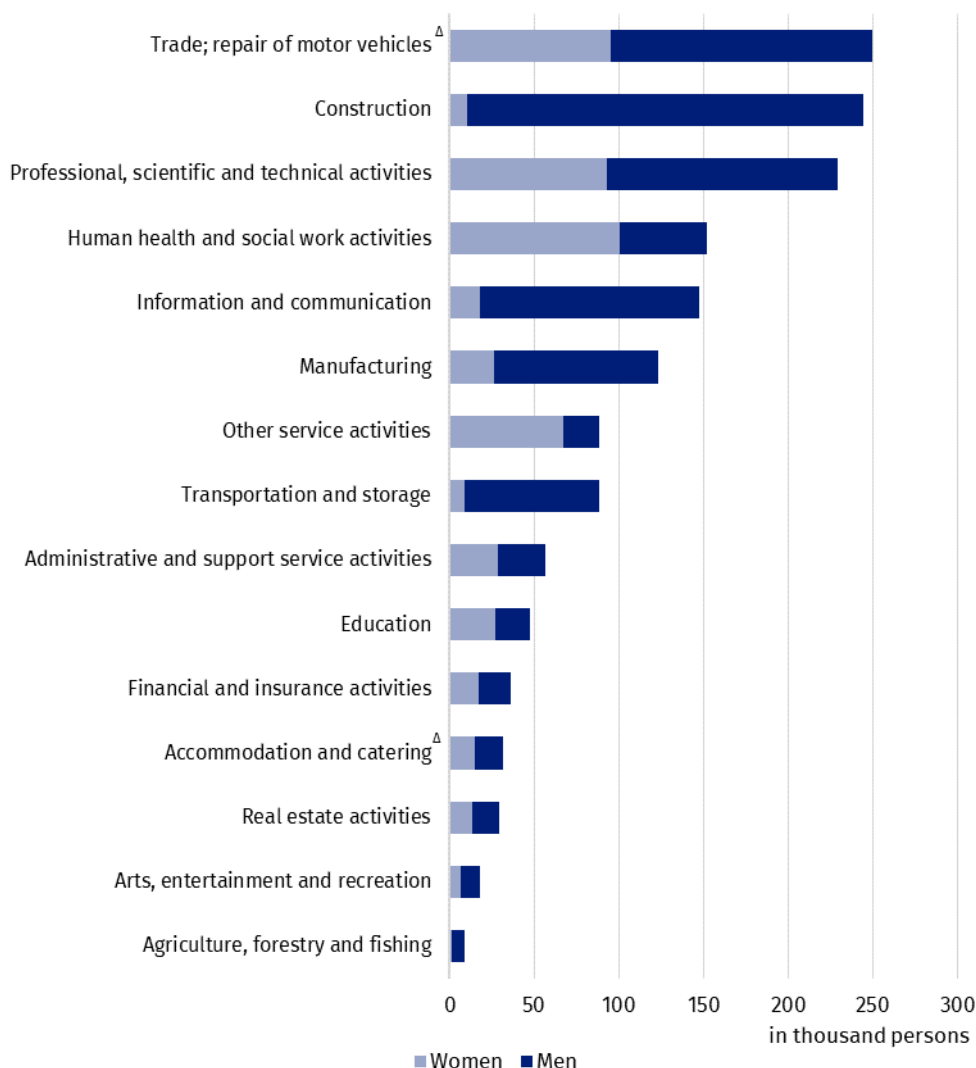
Self-employed persons without employees¹

As at 31 December 2022, self-employed persons without employees numbered 1 555.7 thousand, 34.0% of whom were women. They were associated with all kinds of activity, but as at the end of 2022, the largest number of them, 249.7 thousand, of whom 38.2% were women, were concentrated in the section Trade; repair of motor vehicles^Δ. The second most masculinised section in terms of the number of self-employed persons without employees was Construction - over 95% of the 244.3 thousand self-employed persons without employees were men.

The number of self-employed persons without employees at the end of December 2022 was 1 555.7 thousand

Chart 2. Self-employed persons without employees by selected PKD/NACE sections and sex in 2022

As at 31 December



¹ The data cover the whole population of self-employed persons without employees, insured with the Social Insurance Institution (ZUS).

Persons performing work under a contract of mandate or a contract to perform a specified task²

In 2022, the number of persons with whom a contract of mandate or a contract to perform a specified task was concluded who were not employed anywhere on the basis of an employment relationship, excluding pension recipients, was 1.1 million. Relative to 2021, this was an increase of 22.2%.

Table 1. Persons performing work under a contract of mandate or a contract to perform a specified task who were not employed on the basis of an employment relationship

Specification	2013	2014	2015	2016	2017	2018	2019	2020	2021	2022
	in million persons									
Total	1.4	1.3	1.3	1.3	1.2	1.3	1.2	0.9	0.9	1.1

In 2022, the number of persons who were receiving old-age pensions or other pensions and at the same time were performing work under a contract of mandate or a contract to perform a specified task and who were not employed on the basis of an employment relationship was 0.4 million. Compared to 2021, the number of such persons remained the same.

Employees being pensioners³

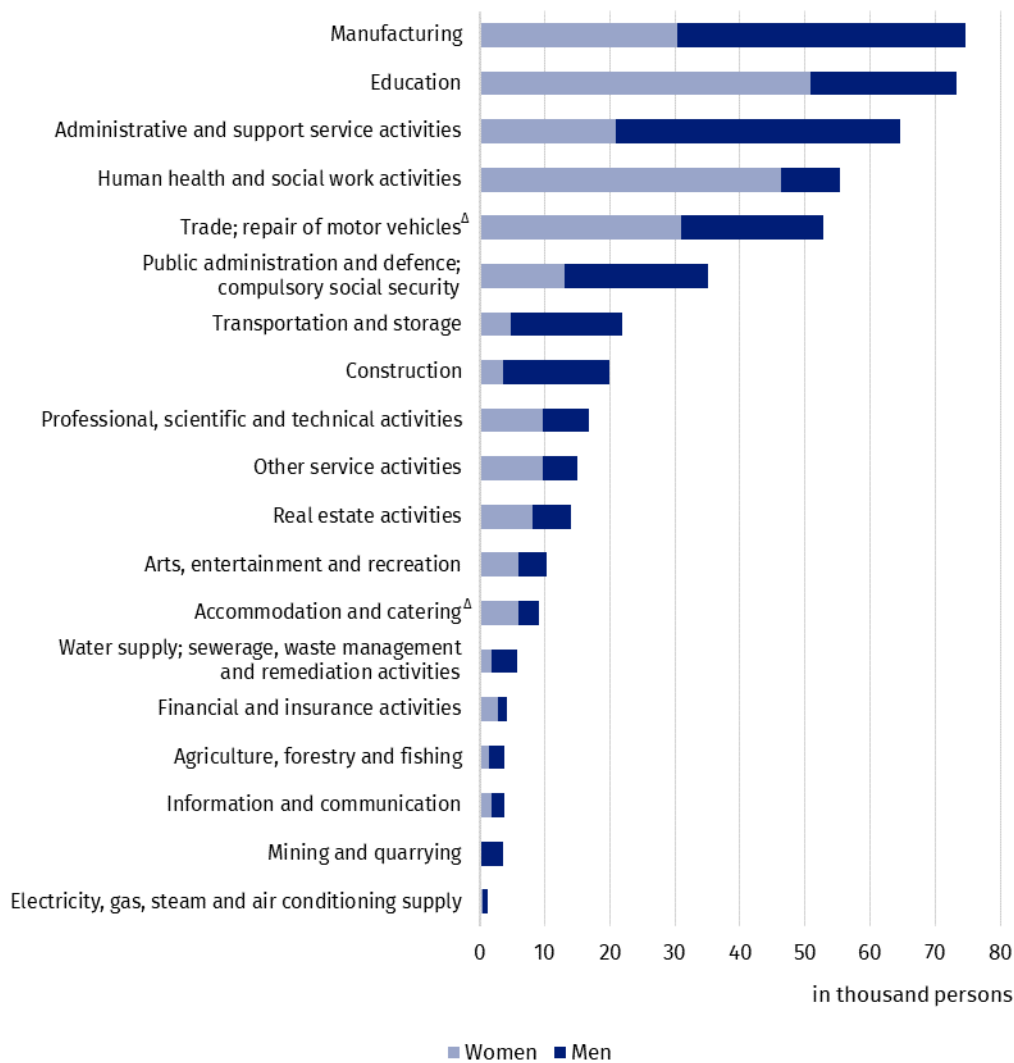
As at the last day of December 2022, some pensioners remained active on the labour market as employees – there were 485.6 thousand of them. The activity of this group was visible in all PKD/NACE sections. At the end of December 2022, the most employees being pensioners were concentrated in national economy entities operating in Manufacturing – 74.6 thousand persons, followed by Education – 73.3 thousand persons. Women in these sections accounted for 40.6% and 69.3% respectively.

As at 31 December 2022, there were 485.6 thousand employees being pensioners

² Data from the Ministry of Finance.

³ Information on pensioners refers to employed persons who have informed their contribution payer that they have an established right to an old-age pension or other pension. The data contain information on pensioners insured with the Social Insurance Institution (ZUS).

Chart 3. Employees being pensioners by PKD/NACE section and sex in 2022
As at 31 December



In this news release abbreviated names of NACE, Rev. 2 sections were used. Abbreviations are marked with a 'Δ' symbol. Full names are available on the Eurostat website at: <https://ec.europa.eu/eurostat/data/classifications>.

In the case of quoting Statistics Poland data, please provide information: 'Source of data: Statistics Poland', and in the case of publishing calculations made on data published by Statistics Poland, please provide information: 'Own elaboration based on Statistics Poland data.'

Prepared by:
Statistical Office in Bydgoszcz
Director Wiesława Gierańczyk, Ph.D.
Phone: (+48 52) 366 93 90

Issued by:
**The Spokesperson for the President
of Statistics Poland**
Karolina Banaszek
Phone: (+48) 695 255 011

Press Office

Phone: (+48 22) 608 38 04

e-mail: obslugaprasowa@stat.gov.pl

-  stat.gov.pl/en/
-  [@GUS_STAT](https://twitter.com/GUS_STAT)
-  [@GlownyUrzadStatystyczny](https://www.facebook.com/GlownyUrzadStatystyczny)
-  [gus_stat](https://www.instagram.com/gus_stat)
-  [glownyurządstatystycznygus](https://www.youtube.com/glownyurządstatystycznygus)
-  [glownyurządstatystyczny](https://www.linkedin.com/company/glownyurządstatystyczny)

Related information

[Selected issues of the labour market – data for 2021](#)

[Employment in the national economy in 2022](#)

Data available in databases

[Local Data Bank → Labour market](#)

Terms used in official statistics

[Employment in national economy](#)

[Paid employee](#)

[Employed retirees and pensioners](#)