

# Border traffic and expenses made by foreigners in Poland and by Poles abroad in the 1st quarter of 2020

24.06.2020

 **11.3%**

The decrease in the number of crossings of the Polish border in the 1st quarter of 2020 in relation to the 1st quarter of 2019

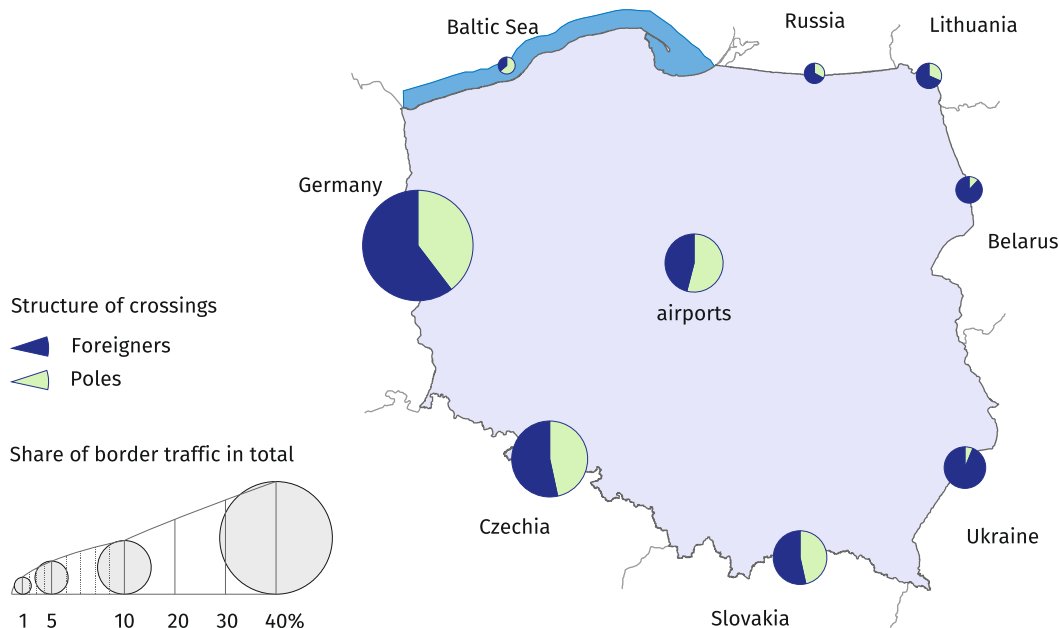
In the 1st quarter of 2020, a decrease in border traffic was observed compared to the same period of the previous year – of foreigners by 11.7%, of Poles by 10.7%. Estimated values of goods and services purchased in this period by foreigners in Poland and goods and services purchased by Poles abroad were lower than in the 1st quarter of 2019 by 10.6% and 8.4% respectively.

## Border traffic

In the 1st quarter of 2020 the estimated number of crossings of the Polish border amounted to 58.0 million people, of which 34.6 million were foreigners and 23.4 million Poles. In the total number of border crossings, foreigners (non-residents) constituted 59.7% and Polish citizens (residents) - 40.3%. The border traffic (from and to Poland) was lower by 7.4 million compared to the same period of the last year. Compared to the previous quarter, the number of crossings was also lower (of foreigners by 17.5% and of Poles by 21.6%).

In the 1st quarter of 2020, 76.3% of all crossings concerned the land border of Poland with the European Union (EU) countries, 12.1% the border at airports, 11.0% the external land border of the European Union and 0.6% the sea border.

**Map 1. Border traffic of people (from and to Poland) by sections of the border in the 1st quarter of 2020**



In the structure of border traffic at the land border, the largest share was accounted for by crossings of the section of the border with Germany (46.3%), followed by Czechia (25.9%), Slovakia (11.7%), Ukraine (8.1%), Lithuania (3.4%), Belarus (3.3%) and Russia (1.3%).

Among the foreigners crossing individual sections of the land border of Poland, the citizens of the neighbouring country prevailed, for example: on the border with Ukraine – Ukrainian citizens (97.2%), on the border with Russia – Russian citizens (90.8%) and on the border with Belarus – Belarusian citizens (87.9%).

The estimated number of crossings of the Polish border by both foreigners and Poles was lower than in the 1st quarter of 2019

Foreigners prevailed in the structure of crossings of the Polish border

## Expenses made by foreigners in Poland and by Poles abroad

In the 1st quarter of 2020, the estimated value of goods and services purchased in Poland by foreigners amounted to PLN 8.8 billion and the expenses incurred abroad by Poles to PLN 4.4 billion. In relation to the previous year, it was lower by 10.6% and 8.4%, respectively. Compared to the previous quarter, the expenses of both foreigners and Poles were also lower by 16.2% and 16.0% respectively.

Out of the total expenses of foreigners made in Poland, 61.3% were incurred by persons crossing the internal land border of the European Union on the territory of Poland, 24.0% - the external land border of the EU, 13.9% - the border at airports and 0.7% - the sea border.

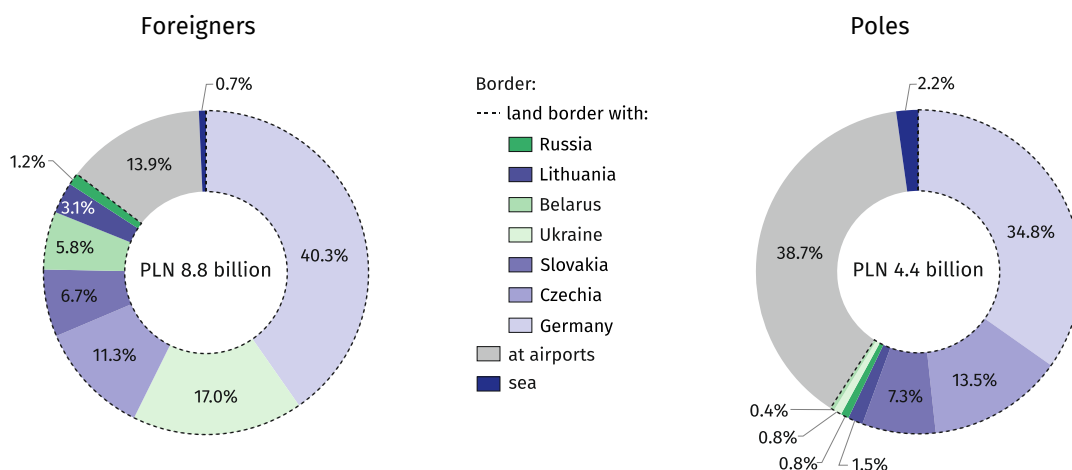
In the case of expenses incurred abroad by Polish residents, the corresponding structure was as follows: 57.0%, 2.0%, 38.7% and 2.2%.

In the structure of expenses incurred in Poland by foreigners crossing the land border in the 1st quarter of 2020, the largest share was constituted by expenses of persons crossing the border with Germany (47.2%), followed by Ukraine (19.9%), Czechia (13.2%), Slovakia (7.9%), Belarus (6.8%), Lithuania (3.6%) and Russia (1.5%).

In the case of the residents of Poland crossing the land border of the country, the highest expenses abroad were incurred by persons crossing the border with Germany (59.0% of the total expenses of Poles crossing the land border of Poland in the 1st quarter of 2020), followed by Czechia (22.8%), Slovakia (12.3%), Lithuania (2.5%), Russia (1.4%), Ukraine (1.3%) and Belarus (0.7%).

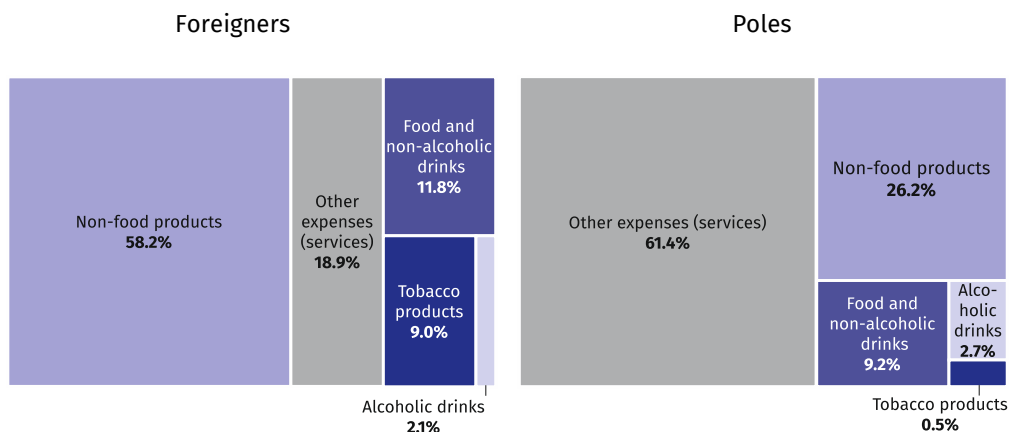
Estimated values of goods and services purchased by foreigners in Poland as well as goods and services purchased by Poles abroad were lower than in the 1st quarter of 2019

**Chart 1. Structure of expenses made by foreigners in Poland and by Poles abroad in the 1st quarter of 2020**



Foreigners crossing the external land border of the EU on the territory of Poland in the 1st quarter of 2020 incurred 81.9% of their expenses for the purchase of non-food products, 13.8% on food and non-alcoholic drinks and 4.1% on other expenses (services).

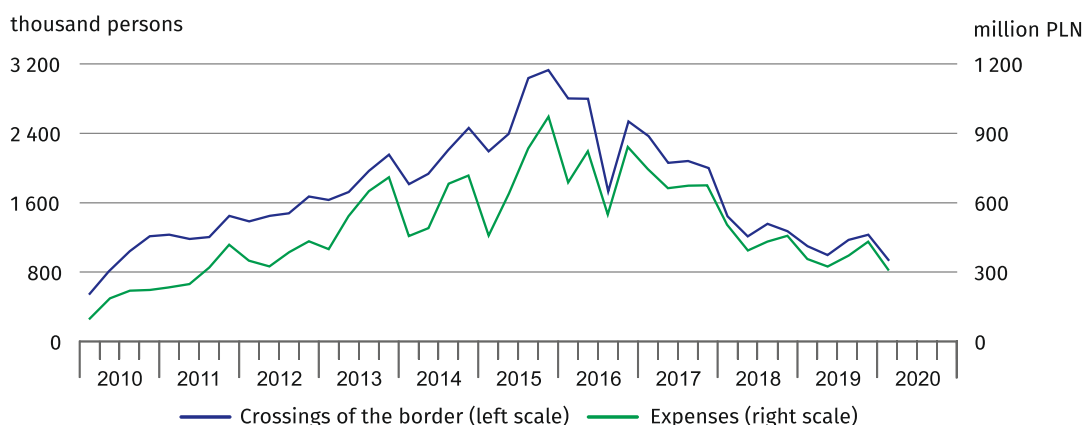
**Chart 2. Structure of expenses made by foreigners in Poland and by Poles abroad by assortment groups in the 1st quarter of 2020**



Polish residents who crossed the external land border of the EU in Poland in the 1st quarter of 2020 spent majority of their expenses (66.9%) on the purchase of non-food products, other expenses (services) amounted to 9.8% and food and non-alcoholic drinks to 6.6%.

Foreigners crossing the internal border of the EU in the 1st quarter of 2020 incurred majority of their expenses on non-food products – 56.9%. A significant share in the structure of expenses made by non-residents was held by other expenses (services) –14.7% and food and non-alcoholic drinks – 11.7%. As to the structure of expenses incurred abroad by Polish residents crossing the border in question, other expenses (services) – 47.0% predominated, followed by non-food products – 36.0% and food and non-alcoholic drinks, which consumed 12.9% of Poles' expenses.

**Chart 3. Local border traffic of foreigners on the Polish-Ukrainian border**



Local border traffic (MRG) accounted for 24.2% of the total number of crossings of the Polish land border with Ukraine made by foreigners

Differences in expenses, also in terms of the assortment structure of products, were observed on individual sections of the border both among foreigners as well as Poles. It is associated with the way of travelling, destination, length of stay and profitability of shopping abroad, among other things.

**Table 1. Border traffic and expenses of foreigners in Poland and Poles abroad in the 1st quarter of 2020**

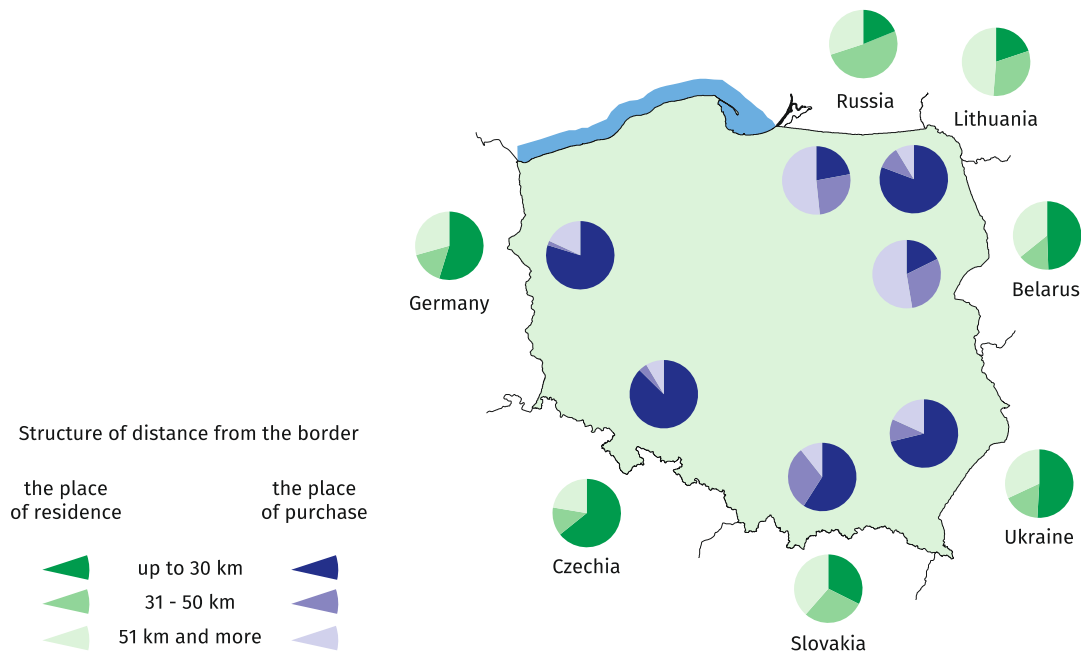
Border	Border traffic <sup>1</sup>				Expenses				Average expenses <sup>2</sup>			
	foreigners		Poles		foreigners		Poles		foreigners		Poles	
	million persons	Q1 2019 =100	million persons	Q1 2019 =100	million PLN	Q1 2019 =100	million PLN	Q1 2019 =100	PLN	Q1 2019 =100	PLN	Q1 2019 =100
<b>TOTAL</b>	34.6	88.3	23.4	89.3	8762.5	89.4	4354.4	91.6	504	100.1	361	99.2
land	31.3	89.2	19.4	90.9	7479.4	89.7	2570.2	92.7	478	100.2	256	99.2
EU's external	5.7	87.9	0.7	77.2	2104.0	92.6	86.4	80.8	750	102.8	255	103.5
with: Russia	0.4	86.4	0.2	69.8	109.3	89.9	35.0	74.7	512	103.7	333	106.8
Belarus	1.5	86.3	0.2	83.9	505.9	91.7	19.1	87.1	666	104.8	191	103.3
Ukraine	3.8	88.8	0.3	79.2	1488.9	93.1	32.3	84.7	812	101.6	241	104.6
Incl. MRG	0.9	84.7	-	x	306.2	86.2	-	x	659	101.7	-	x
EU's internal	25.6	89.4	18.8	91.4	5375.4	88.6	2483.8	93.2	419	99.1	256	99.0
with: Lithuania	1.2	99.8	0.5	90.5	267.9	95.1	64.9	92.9	483	101.3	228	99.2
Slovakia	3.2	83.3	2.8	91.3	590.9	81.4	317.1	92.8	379	98.5	234	102.5
Czechia	7.0	90.4	6.1	93.5	987.1	91.5	586.0	95.2	281	100.8	184	99.0
Germany	14.2	89.6	9.3	90.2	3529.5	88.7	1515.9	92.6	490	98.5	309	98.5
sea	0.1	80.9	0.2	89.7	64.8	82.8	97.6	88.3	1006	101.3	1032	101.0
at airports	3.2	80.7	3.8	81.8	1218.2	87.9	1686.7	90.2	723	100.5	885	103.8

<sup>1</sup> From and to Poland. <sup>2</sup> Per one person during a single trip.

### Delimitation of the land border impact area

Surveys conducted in the 1st quarter of 2020 show that both foreigners and Poles crossing the Polish land border were mostly residents of the villages located at a distance of 50 km from the border – 70.0% of foreigners and 69.4% of Poles, with 52.2% of foreigners and 56.7% of Poles living in the area up to 30 km from the border.

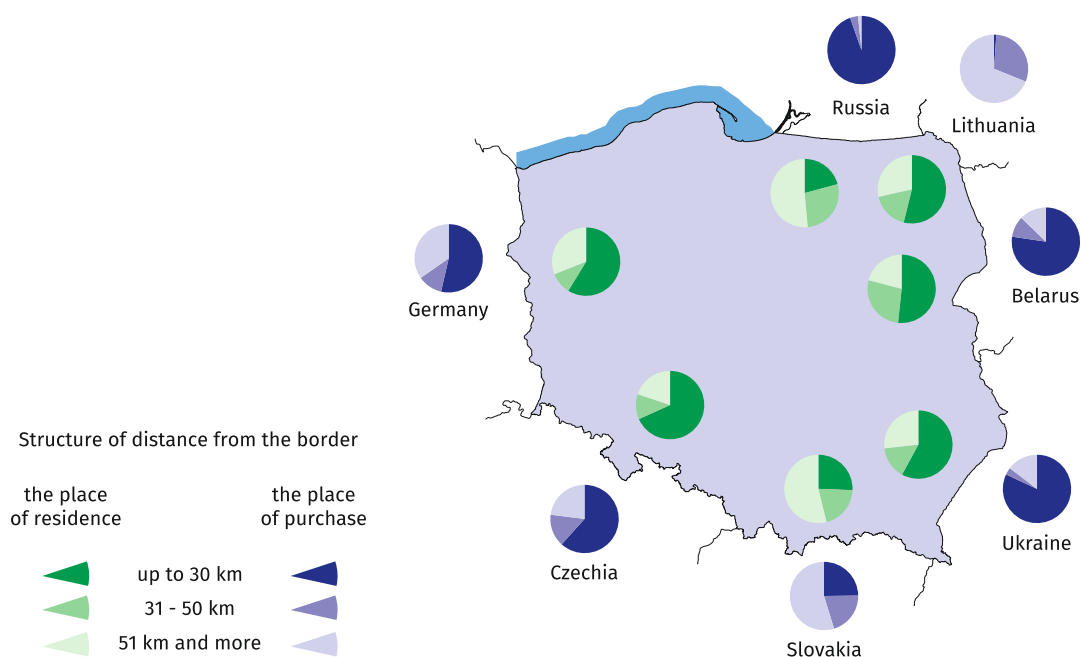
**Map 2. Range of impact of the border on the basis of crossing the sections of the border by foreigners in the 1st quarter of 2020**



Both foreigners and Poles crossing the Polish land border were most often residents of places located within 50 km from the border

As to the external border of the European Union in Poland – 67.2% of foreigners and 67.3% of Poles crossing the Polish land border lived at the distance of up to 50 km from the border, and in the case of the internal border of the European Union – 70.6% and 69.5% respectively.

**Map 3. Range of impact of the border on the basis of crossing the sections of the border by Poles in the 1st quarter of 2020**



The majority of both foreigners and Poles crossing the Polish land border made purchases within 50 km from the border

The largest number of surveyed foreigners made purchases at the distance of up to 50 km from the border. In the case of the external border of the European Union in Poland, it was 69.9% of those crossing the border, and in the case of the internal border of the EU – 85.8%. The share of Poles making purchases at the distance of up to 50 km from the external border of the EU amounted to 90.0% of those crossing the border and in the case of the internal border of the EU – 65.2%.

## Methodological notes

1. Presented information was developed on the basis of the survey results of "Trips made by non-residents to Poland. The movement of vehicles and persons at the Polish border with the countries of the European Union" and "Participation of residents of Poland in trips" included in the program of statistical surveys of official statistics. The survey methodology has been prepared by the Statistics Poland, Statistical Office in Rzeszów in cooperation with the National Bank of Poland and the Ministry of Economic Development. Since 2014 the surveys conducted jointly by these institutions are the result of the integration of several surveys (including „The survey of goods and services turnover at the external land border of European Union on the territory of Poland”).
2. The survey on trips made by foreigners (non-residents) to Poland and the movement of vehicles and persons at the Polish border with the countries of the European Union is conducted in an environment of selected border crossings with passenger traffic movement (including airports and seaports). It is conducted each quarter on randomly selected days. The survey of trips made by foreigners (non-residents) includes those leaving Poland by internal and external border of EU on the territory of Poland. Persons who have been living in Poland for over one year are not covered by the survey (with the exception of those traveling for educational and health purposes). Data on expenses incurred by foreigners (non-residents) in Poland include goods purchased in Poland for re-sale in the country of foreigner. The survey of border traffic (in both directions - from Poland and Poland) covers persons and vehicles crossing the Polish border with the European Union at selected border crossings.
3. Survey on the participation of Poles (residents) in trips is conducted in households on a quarterly basis (in the month following the quarter) by a direct interview. The survey does not cover persons staying abroad for more than one year (with the exception of those traveling for educational and health purposes). The presented data on expenses incurred abroad by residents include expenses financed only from own funds (expenses financed by workplace and other individuals and institutions are not included) and also goods purchased abroad for resale in Poland.
4. Data on border traffic at the external border of the EU on the territory of Poland come from the Border Guard Main Headquarters and concern the number of crossings of the border – a person crossing the border several times is counted as many times as he/she crosses this border. Data cover all border crossings (road, rail and river).
5. The agreement between the Government of the Republic of Poland and the Cabinet of Ministers of Ukraine on the principles of local border traffic entered into force on 1 July 2009.
6. The agreement between the Government of the Republic of Poland and the Russian Federation on the principles of local border traffic entered into force on 27 July 2012, however, from 4 July 2016 it remains suspended.
7. In connection with the spread of the infectious disease caused by SARS-CoV-2 virus and the announcement of the state of epidemic threat, and then the state of the epidemic in Poland, on the basis of the Regulation of the Ministry of the Interior and Administration of 13 March 2020 (Journal of Laws of 2020, item 435), since 15 March 2020, border traffic at specific border crossing has been temporarily suspended or restricted.
8. Due to rounding the sums of the figures may differ from the figure "total" in some cases. Relative numbers (indicators, percentages) were calculated on the basis of absolute data expressed with more accuracy than it was given in the report. These numbers are correct in terms of content.
9. The data presented are preliminary.

When quoting Statistics Poland data, please provide information: “Source of data: Statistics Poland”, and when publishing calculations made on data published by Statistics Poland, please include the following disclaimer: “Own study based on figures from Statistics Poland”.

Prepared by:  
**Statistical Office in Rzeszów**  
**Director Marek Cierpiat-Wolan**  
Office: tel. (+48 17) 853 52 10

Issued by:  
**The Spokesperson for the President  
of the Statistic Poland**  
**Karolina Banaszek**  
Mobile: (+48 ) 695 255 011

**Press Office**

Office: tel. (+48 22) 608 34 91, 608 38 04

**e-mail: [obslugaprasowa@stat.gov.pl](mailto:obslugaprasowa@stat.gov.pl)**



[www.stat.gov.pl/en/](http://www.stat.gov.pl/en/)



[@StatPoland](https://twitter.com/StatPoland)



[@GlownyUrzadStatystyczny](https://www.facebook.com/GlownyUrzadStatystyczny)

**Related information**

[Border traffic and expenses made by foreigners in Poland and Poles abroad](#)

**Terms used in official statistics**

[Cross-border movement](#)

[Foreigners](#)

[Non-residents](#)

[Residents](#)

[Local border traffic](#)

[Border crossing point](#)