

Border traffic and expenses made by foreigners in Poland and by Poles abroad in the 4th quarter of 2022

27.03.2023

↑ 23.5%
 The increase in the number of crossings of the Polish border in the 4th quarter of 2022 in relation to the 4th quarter of 2021

In the 4th quarter of 2022, there was an increase in border traffic of foreigners by 26.4% and of Poles by 20.1%, compared to the corresponding period of the previous year.

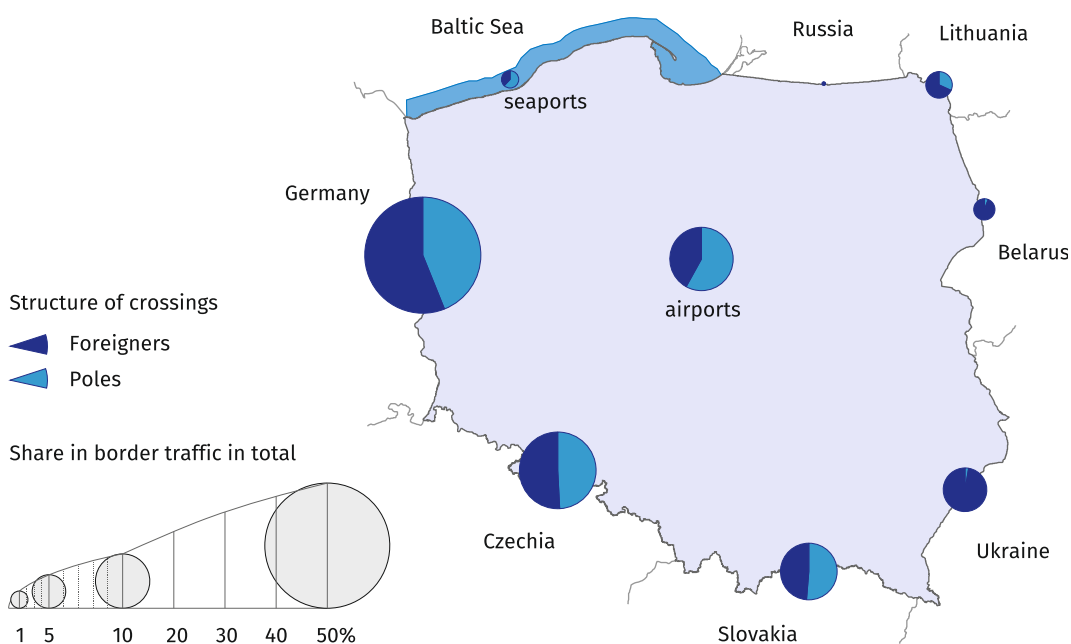
The values of goods and services purchased in this period by foreigners in Poland and goods and services purchased by Poles abroad were higher than in the 4th quarter of 2021 by 38.9% and 40.0% respectively.

Border traffic

In 2022, the number of crossings of the Polish border amounted to 268.0 million persons. There was an increase in border traffic of foreigners by 42.4% and Poles by 33.9%, compared to the previous year. In the 4th quarter of 2022, the number of crossings of the Polish border amounted to 63.7 million. In the total number of crossings of the border, foreigners (non-residents) constituted 56.0% and Poles (residents) – 44.0%. The border traffic (from and to Poland) was higher by 12.1 million of crossings in relation to the same period of the previous year. Compared to the previous quarter, the total number of crossings decreased by 19.0% (foreigners by 18.7% and by Poles by 19.3%).

In the 4th quarter of 2022, 77.5% of all crossings concerned the land border of Poland with the European Union (EU) countries; 13.5% the border at airports, 8.4% external land border of the European Union and 0.6% sea border.

Map 1. Border traffic of people (from and to Poland) by sections of the border in the 4th quarter of 2022



In the structure of border traffic at the land border, the largest share was accounted for by crossings of the section of the border with Germany (50.0%), followed by Czechia (23.6%), Slovakia (12.8%), Ukraine (7.8%), Lithuania (3.8%), Belarus (1.8%) and Russia (0.2%).

In the 4th quarter of 2022, the number of crossings of the Polish border by foreigners and Poles was higher both compared to the same period of the previous year and lower compared to 3rd quarter of 2022

Foreigners predominated in the structure of crossings of the Polish border

Citizens of a neighbouring country predominated among foreigners crossing individual sections of the Polish land border, for example: on the border with Ukraine – citizens of Ukraine (97.1%), on the border with Belarus – citizens of Belarus (90.4%).

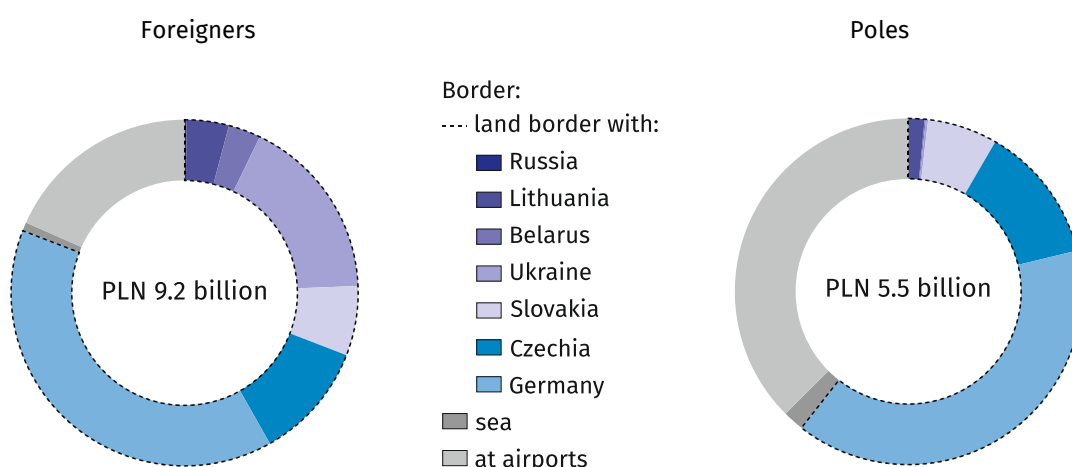
Expenses made by foreigners in Poland and by Poles abroad

The estimated value of goods and services purchased in Poland by foreigners in 2022 amounted to PLN 37.4 billion, while expenses incurred abroad by Polish residents in this period amounted to PLN 22.8 billion. This was 52.6% and 51.7% more than a year ago, respectively.

The value of goods and services purchased in Poland by foreigners in the 4th quarter of 2022 amounted to PLN 9.2 billion, while the expenses incurred abroad by Polish residents in this period amounted to PLN 5.5 billion. It was respectively 38.9% and 40.0% more than in the previous year. In comparison with the previous quarter, the expenses of foreigners were lower by 20.9% and of Poles by 30.3%.

The values of goods and services purchased by foreigners in Poland and goods and services purchased by Poles abroad were higher in both 2022 and the 4th quarter of 2022 than in the corresponding periods of 2021.

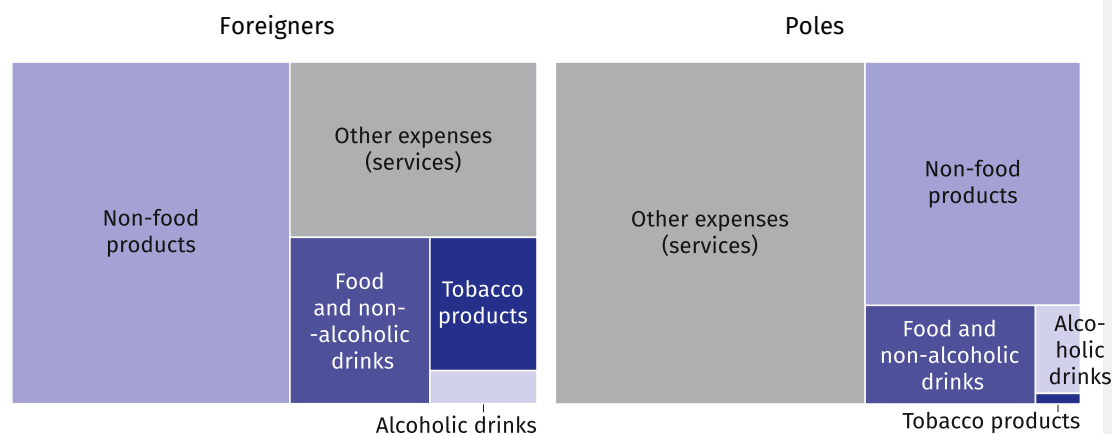
Chart 1. Structure of total expenses made by foreigners in Poland and by Poles abroad in the 4th quarter of 2022



In the structure of expenses incurred in Poland by foreigners crossing the land border in the 4th quarter of 2022, the largest share was constituted by expenses of persons crossing the border with Germany (48.3%), followed by Ukraine (21.3%), Czechia (13.6%), Slovakia (8.0%), Lithuania (4.9%), Belarus (3.7%) and Russia (0.2%).

In the case of the residents of Poland crossing the land border of the country, the highest expenses abroad were incurred by persons crossing the border with Germany (65.0%), followed by Czechia (21.2%), Slovakia (10.8%), Lithuania (2.4%), Ukraine (0.3%) and Belarus (0.2%). The share of expenses of Poles crossing Poland's land border with Russia did not exceed 0.1%.

Chart 2. Structure of total expenses made by foreigners in Poland and by Poles abroad by assortment groups in the 4th quarter of 2022



Foreigners crossing the external land border of the EU in Poland incurred 78.9% of their expenses for the purchase of non-food products, on food and non-alcoholic drinks – 13.2% and 7.8% on other expenses (services).

Polish residents who crossed the external land border of the EU in Poland spent majority of their expenses abroad (55.0%) on the purchase of non-food products, other expenses (services) amounted to 21.2%, and food and non-alcoholic drinks to – 8.8%.

Foreigners crossing the internal EU border in 4th quarter of 2022 spent the largest percentage of their expenses in Poland on non-food products – 54.3%. Other expenses (services) had a significant share in the structure of non-residents expenses – 16.9% and expenses on food and non-alcoholic drinks – 13.7%. On the other hand, in the structure of expenditure incurred abroad by Polish citizens, other expenditure (services) – 44.5% and non-food products – 39.4% predominated, while 12.7% of Poles' expenses were spent on food and non-alcoholic beverages.

Table 1. Border traffic and expenses of foreigners in Poland and Poles abroad in the 4th quarter of 2022

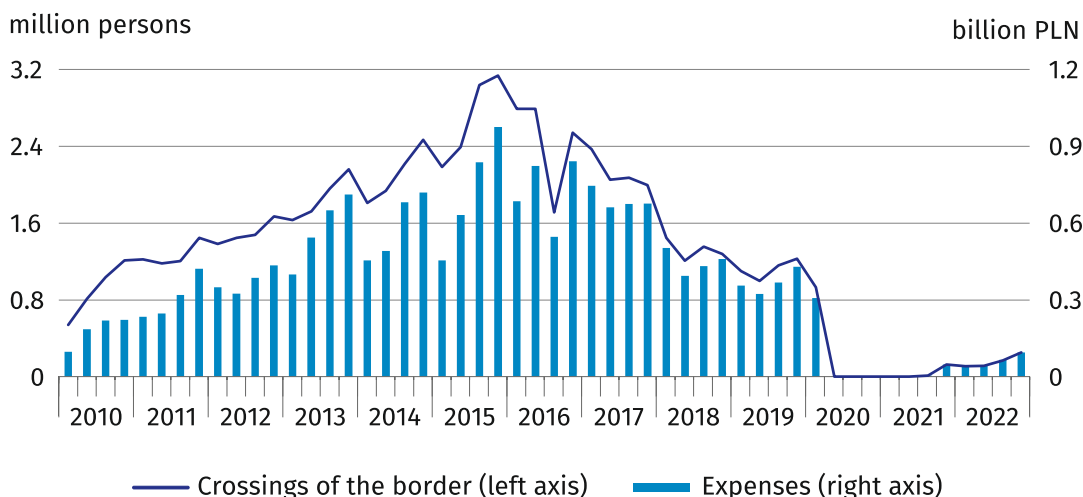
Border	Border traffic ^a				Expenses			
	foreigners		Poles		foreigners		Poles	
	million persons	Q4 2021 =100	million persons	Q4 2021 =100	million PLN	Q4 2021 =100	million PLN	Q4 2021 =100
Total	35.68	126.4	28.05	120.1	9 240.0	138.9	5 482.0	140.0
land	31.92	123.7	22.83	114.4	7 470.4	133.3	3 320.1	126.3
EU's external	5.16	170.5	0.19	97.3	1 889.0	152.9	19.2	96.2
with: Russia	0.09	138.1	0.02	212.9	17.0	98.3	1.5	108.8
Belarus	0.91	168.9	0.06	137.3	278.6	160.6	6.2	130.4
Ukraine	4.17	171.7	0.11	79.7	1 593.4	152.5	11.4	83.1
EU's internal	26.76	117.5	22.64	114.5	5 581.5	127.8	3 300.9	126.6
with: Lithuania	1.42	118.6	0.67	113.7	363.3	126.2	80.5	148.8
Slovakia	3.42	116.0	3.60	120.8	601.0	133.0	358.4	131.3
Czechia	6.57	124.9	6.36	121.9	1 012.3	134.1	704.2	139.5
Germany	15.35	114.8	12.02	109.4	3 604.9	125.4	2 157.8	121.5
sea	0.15	96.6	0.24	92.7	73.9	103.9	107.3	94.0
at airports	3.61	158.4	4.99	158.5	1 695.8	173.4	2 054.7	175.1

a From and to Poland.

Differences in expenses, also in terms of the assortment structure of products, were observed on individual sections of the border both among foreigners as well as Poles. It is associated with the way of travelling, destination, length of stay and profitability of shopping abroad, among other things.

In the 4th quarter of 2022, 249.5 thousand crossings of the Polish border with Ukraine made by foreigners as part of the local border traffic (LBT) were recorded. Compared to the same period of the previous year, there was an increase of 98.0% in crossings under the LBT regime, and an increase of 50.3% compared to the previous quarter. The value of expenses incurred by foreigners crossing the border under the LBT regime in the 4th quarter of 2022 amounted to PLN 94.6 million.

Chart 3. Local border traffic of foreigners on the Polish-Ukrainian border by quarters

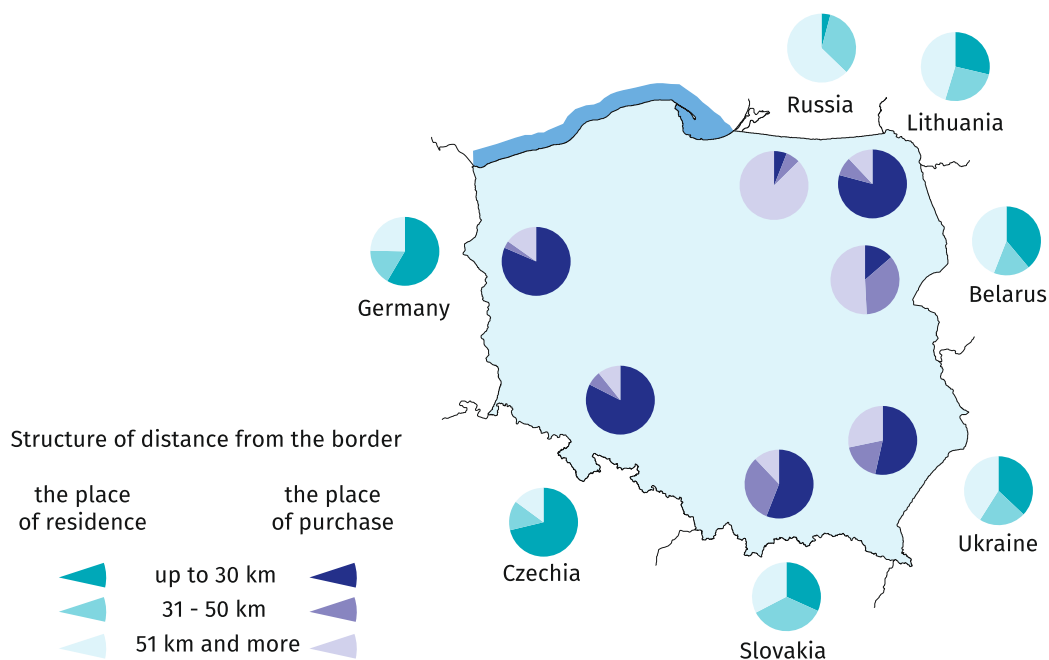


In the 4th quarter of 2022, local border traffic accounted for 6.0% of crossings by foreigners of Poland's land border with Ukraine (in 2022 – 3.8%)

Range of border impact

The results of the surveys show that in the 4th quarter of 2022 both foreigners and Poles crossing the Polish land border were mostly residents of the villages located at a distance of up to 50 km from the border – 72.8% foreigners and 71.9% Poles, with 53.4% of foreigners and 60.0% Poles living in the area up to 30 km from the border.

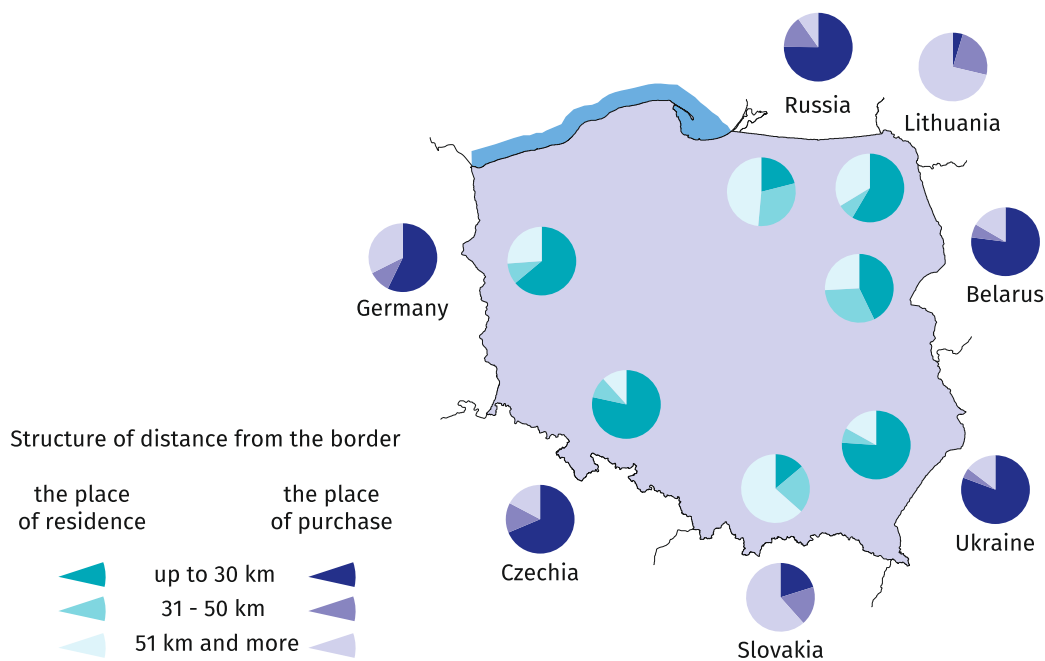
Map 2. Range of impact of the border on the basis of crossing the sections of the border by foreigners in the 4th quarter of 2022



Both foreigners and Poles crossing the Polish land border were most often residents of places located up to 50 km from the border

As to the external border of the European Union in Poland, 58.0% of foreigners and 77.7% of Poles crossing the Polish land border lived at the distance of up to 50 km from the border, and in the case of the internal border of the European Union 75.6% and 71.8% respectively.

Map 3. Range of impact of the border on the basis of crossing the sections of the border by Poles in the 4th quarter of 2022



The majority of both foreigners and Poles crossing the Polish land border made purchases within 50 km from the border

Most of the surveyed foreigners made purchases at the distance of up to 50 km from the border, in the case of the external border of the European Union in Poland it was 66.5% of those crossing the border, and in the case of the internal EU border – 86.4%. On the other hand, of those crossing the border, Poles making purchases at the distance of up to 50 km from the border constituted 85.1% in the case of the external border and 66.0% in the case of the internal border.

Methodological notes

1. Presented information was developed on the basis of the survey results of "Trips made by non-residents to Poland. The movement of vehicles and persons at the Polish border with the countries of the European Union" and "Participation of residents of Poland in trips" included in the program of statistical surveys of official statistics. The survey methodology has been prepared by Statistics Poland, Statistical Office in Rzeszów in cooperation with the National Bank of Poland and the Ministry of Sport and Tourism. Since 2014 the surveys conducted jointly by these institutions are the result of the integration of several surveys (including "The survey of goods and services turnover at the external land border of European Union on the territory of Poland").
2. The survey on trips made by foreigners (non-residents) to Poland and the movement of vehicles and persons at the Polish border with the countries of the European Union in the fourth quarter of 2022 was carried out in the field by statistical interviewers. The results of the survey were also prepared using other data sources. The survey of trips made by foreigners (non-residents) includes those leaving Poland by internal and external border of EU in Poland. Persons who have been living in Poland for over one year are not covered by the survey with the exception of those traveling for educational and health purposes. Data on expenses incurred by foreigners (non-residents) in Poland include goods purchased in Poland for resale in the country of foreigner. The survey of border traffic (in both directions - from Poland and to Poland) covers persons and vehicles crossing the Polish border with the European Union at selected border crossings.
3. Survey on the participation of Poles (residents) in trips is conducted in households on a quarterly basis (in the month following the quarter) using the telephone method. The survey does not cover persons staying abroad for more than one year with the exception of those traveling for educational and health purposes. The presented data on expenses incurred abroad by residents include expenses financed only from own funds (expenses financed by workplace and other individuals and institutions are not included) and also goods purchased abroad for resale in Poland.
4. Data on border traffic at the external border of the EU in Poland come from the Border Guard Main Headquarters and concern the number of crossings of the border. A person crossing the border several times is counted as many times as he/she crosses this border. Data cover all border crossings (road, rail and river).
5. The agreement between the Government of the Republic of Poland and the Cabinet of Ministers of Ukraine on the principles of local border traffic entered into force on 1 July 2009.
6. The agreement between the Government of the Republic of Poland and the Russian Federation on the principles of local border traffic entered into force on 27 July 2012, however, from 4 July 2016 it remains suspended.
7. In connection with the spread of the infectious disease caused by SARS-CoV-2 virus, on the basis of the Regulation of the Ministry of the Interior and Administration of 13 March 2020 (Journal of Laws of 2020, item 435), border traffic at specific border crossings has been temporarily suspended or restricted since 15 March 2020.
8. Due to rounding the sums of the figures may differ from the figure "total" in some cases. Relative numbers (indicators, percentages) were calculated on the basis of absolute data expressed with more accuracy than it was given in the report. These numbers are correct in terms of content.
9. The data presented are preliminary.

When quoting Statistics Poland data, please provide information: "Source of data: Statistics Poland", and when publishing calculations made on data published by Statistics Poland, please provide information: "Own study based on Statistics Poland data".

Prepared by:
Statistical Office in Rzeszów
Director Marek Cierpiat-Wolan
Phone: (+48 17) 853 52 10

Issued by:
**The Spokesperson for the President
of Statistics Poland**
Karolina Banaszek
Phone: (+48) 695 255 011


Press Office


Phone: (+48 22) 608 38 04


e-mail: obslugaprasowa@stat.gov.pl


 stat.gov.pl/en/

 @StatPoland

 @GlownyUrzadStatystyczny

 gus_stat

 glownyurządstatystycznygus

 glownyurządstatystyczny

Related information

[Border traffic and expenses made by foreigners in Poland and Poles abroad in 2021](#)

[Tourism in 2021](#)

Terms used in official statistics

[Foreigners](#)

[Non-residents](#)

[Residents](#)

[Local border traffic](#)