

Border traffic and expenses made by foreigners in Poland and by Poles abroad in the 4th quarter of 2019

26.03.2020

↑ 3.2%

The increase in the number of crossings of the Polish border in 2019 in relation 2018

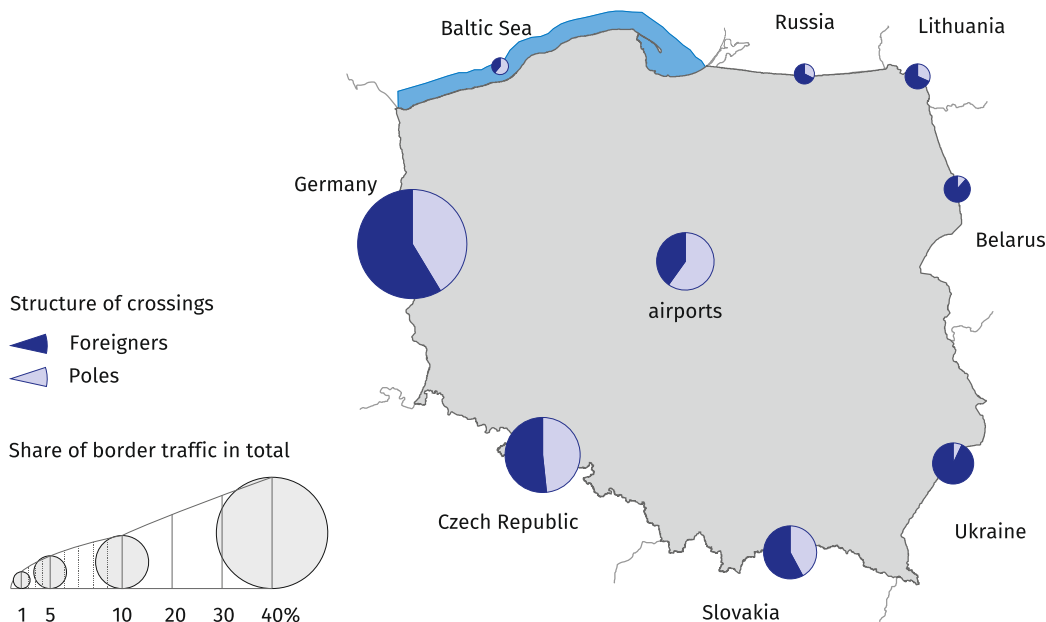
In the 4th quarter of 2019 the estimated number of crossings of the Polish border amounted to 305.8 million persons, which was 3.2% more than in 2018, of which 180.2 million were foreigners and 125.7 million Poles. In this period, both foreigners and Poles reported an increase in border traffic by 2.7% and 3.8% respectively.

Border traffic

In the 4th quarter of 2019, the estimated number of crossings of the Polish border amounted to 71.9 million, of which 58.4% were foreigners (non-residents) and 41.6% Polish citizens (residents). The border traffic (from and to Poland) was higher by 2.4 million crossings, compared to the corresponding period of the previous year. The Polish border was crossed by a higher number of both Poles and foreigners, by 4.3% and 2.9% respectively. Compared to the previous quarter, the number of crossings was lower - for Poles by 21.2%, for foreigners by 17.3%.

In the 4th quarter of 2019, 73.3% of all crossings concerned the land border of Poland with the European Union (EU) countries, 14.3% the border at airports, 11.9% the external land border of the European Union and 0.6% the sea border.

Map 1. Border traffic of people (from and to Poland) by sections of the border in the 4th quarter of 2019



In the structure of border traffic at the land border, the largest share was accounted for by crossings of the section of the border with Germany (45.9%), followed by the Czech Republic (22.1%), Slovakia (14.3%), Ukraine (9.0%), Lithuania (3.7%), Belarus (3.6%) and Russia (1.4%).

Among the foreigners crossing individual sections of the land border of Poland, the citizens of the neighbouring country prevailed, for example: on the border with Ukraine – Ukrainian citizens (97.2%), on the border with Belarus – Belarusian citizens (89.9%), and on the border with Russia – Russian citizens (89.4%).

In the 4th quarter of 2019, the estimated number of crossings of the Polish border was higher than a year ago, both for foreigners and for Poles

Foreigners prevailed in the structure of crossings of the Polish border

Expenses made by foreigners in Poland and by Poles abroad

In the 4th quarter of 2019, estimated value of goods and services purchased in Poland by foreigners amounted to PLN 45.3 billion and the expenses incurred abroad by Poles to PLN 23.5 billion. In relation to the previous year, it was higher by 4.1% and 8.9%, respectively.

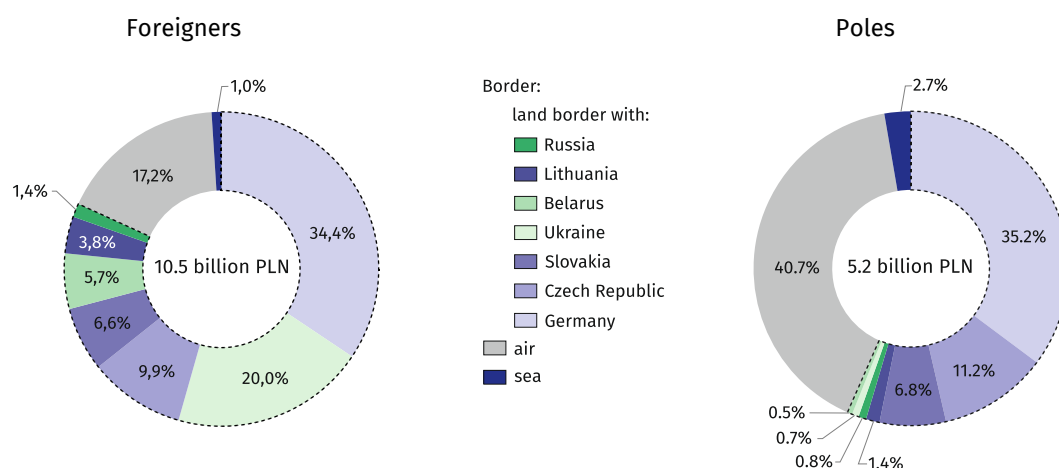
In the fourth quarter of 2019, expenses of foreigners in Poland amounted to PLN 10.5 billion, while those of Poles abroad amounted to PLN 5.2 billion and in relation to the same period of 2018 they were higher by 4.3% and 8.5% respectively. Compared to the previous quarter, the expenses of both foreigners and Poles were lower by 20.1% and 36.0% respectively.

In the structure of expenses incurred in Poland by foreigners crossing the land border in the 4th quarter of 2019, the largest share constituted expenses of persons crossing the border with Germany (42.1%), followed by Ukraine (24.4%), the Czech Republic (12.1%), Slovakia (8.1%), Belarus (7.0%), Lithuania (4.6%) and Russia (1.7%).

In the case of the residents of Poland crossing the land border of the country, the highest expenses abroad were incurred by persons crossing the border with Germany (62.2% of the total expenses of Poles crossing the land border of Poland in the 4th quarter of 2019), followed by the Czech Republic (19.8%), Slovakia (12.0%), Lithuania (2.6%), Russia (1.3%), Ukraine (1.3%) and Belarus (0.8%).

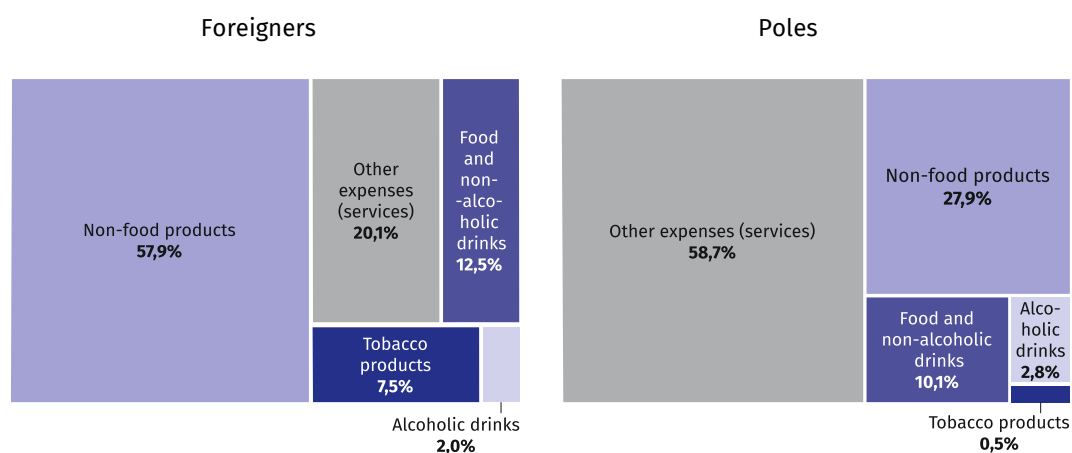
Both in 2019 and in the 4th quarter of 2019, estimated values of goods and services purchased by foreigners in Poland as well as goods and services purchased by Poles abroad were higher than in the corresponding period of 2018

Chart 1. Structure of expenses made by foreigners in Poland and by Poles abroad in the 4th quarter of 2019



Foreigners crossing the external land border of the EU on the territory of Poland in the 4th quarter of 2019 incurred 83.5% of their expenses for the purchase of non-food products, 12.3% on food and non-alcoholic drinks and 4.1% on other expenses (services).

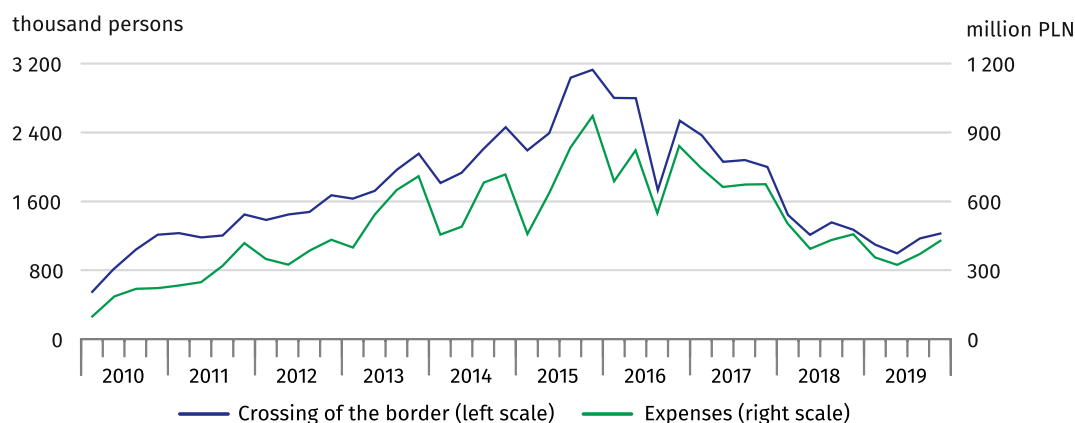
Chart 2. Structure of expenses made by foreigners in Poland and by Poles abroad by assortment groups in the 4th quarter of 2019



Polish residents who crossed the external land border of the EU in Poland in the 4th quarter of 2019 spent majority of their expenses (62.8%) on the purchase of non-food products, other expenses (services) amounted to 13.4% and food and non-alcoholic drinks to 5.9%.

Foreigners crossing the internal border of the EU in the 4th quarter of 2019 incurred majority of their expenses on non-food products – 55.8%, followed by other expenses (services) 15.0% and also 13.4% of their expenses on food and non-alcoholic drinks. Among residents of Poland crossing this border, a significant share in the structure of expenses incurred abroad constituted other expenses (services) – 44.7%, non-food products – 37.4% and non-alcoholic drinks 13.8%.

Chart 3. Local border traffic of foreigners on the Polish-Ukrainian border



In 2019 local border traffic accounted for 22.5% of all crossings of the Polish-Ukrainian border by foreigners (in the 4th quarter of 2019 – 23.9%)

Differences in expenses, also in terms of the assortment structure of products, were observed on individual sections of the border both among foreigners as well as Poles. It is associated with the way of travelling, destination, length of stay and profitability of shopping abroad, among other things.

Table 1. Border traffic and expenses of foreigners in Poland and Poles abroad in the 4th quarter of 2019

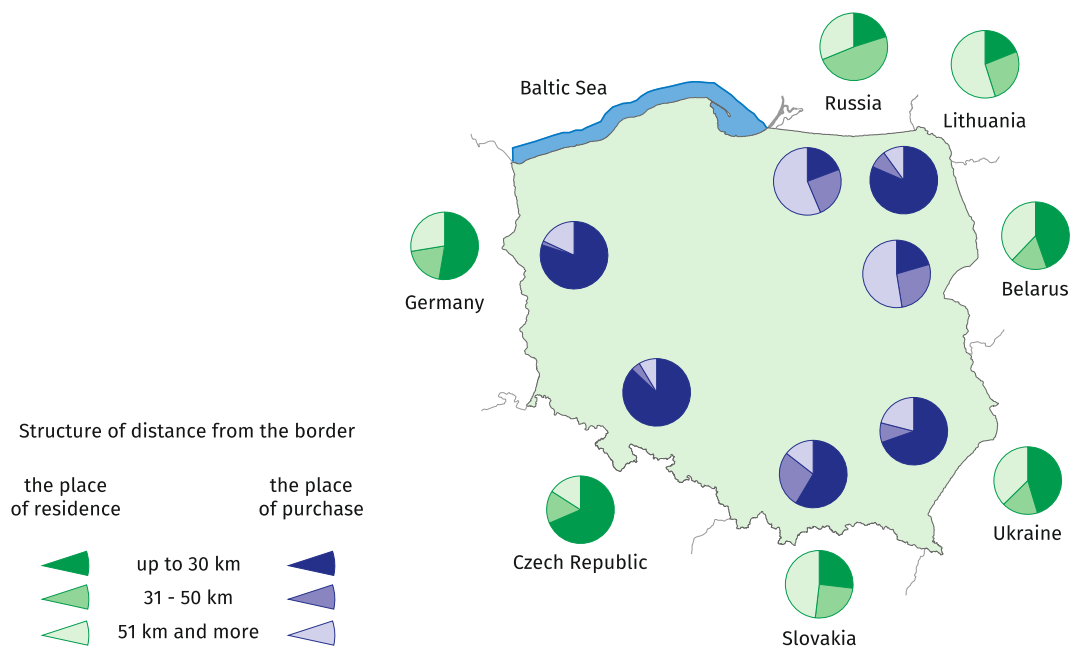
Granica	Border traffic ¹				Expenses				Average expenses ²			
	foreigners		Poles		foreigners		Poles		foreigners		Poles	
	million persons	Q4 2018 =100	million persons	Q4 2018 =100	million PLN	Q4 2018 =100	million PLN	Q4 2018 =100	PLN	Q4 2018 =100	PLN	Q4 2018 =100
TOTAL	42.0	102.9	29.9	104.3	10457.2	104.3	5183.5	108.5	499	100.1	352	103.8
land	37.7	102.0	23.5	102.0	8560.4	103.6	2934.0	104.6	451	99.9	251	101.9
EU's external	7.6	103.3	0.9	96.4	2834.4	102.4	102.9	100.0	708	96.6	229	104.1
with: Russia	0.6	108.5	0.3	91.2	145.5	109.0	39.5	98.7	514	99.6	291	108.4
Belarus	1.9	98.4	0.3	101.3	599.9	97.6	24.5	101.3	604	91.5	198	99.7
Ukraine	5.1	104.7	0.4	97.4	2089.0	103.4	38.9	100.6	766	98.0	204	104.3
Incl. MRG ³	1.2	96.2	-	x	428.4	93.3	-	x	697	96.8	-	x
EU's internal	30.1	101.6	22.6	102.3	5726.0	104.2	2831.1	104.8	382	101.1	252	101.8
with: Lithuania	1.6	102.0	0.7	103.8	395.9	104.0	75.3	102.6	504	98.6	202	100.1
Slovakia	5.1	101.0	3.7	100.5	692.8	105.8	352.3	104.1	271	103.0	190	101.2
Czech Republic	7.0	102.0	6.5	103.7	1037.1	103.5	579.6	103.8	304	102.1	178	101.3
Germany	16.5	101.6	11.6	102.0	3600.2	104.1	1823.8	105.4	437	100.4	316	102.0
sea	0.2	96.3	0.2	98.0	102.0	93.5	138.3	96.7	1542	98.3	1032	98.6
air	4.1	112.5	6.2	114.5	1794.7	108.5	2111.2	115.3	935	99.2	732	102.1

¹ From and to Poland. ² Per one person during a single trip. ³ Local border traffic.

Delimitation of the land border impact area

Surveys conducted in the 4th quarter of 2019 show that both foreigners and Poles crossing the Polish land border were mostly residents of the villages located at a distance of 50 km from the border – 68.6% of foreigners and 70.8% of Poles, with 48.7% of foreigners and 57.8% of Poles living in the area up to 30 km from the border.

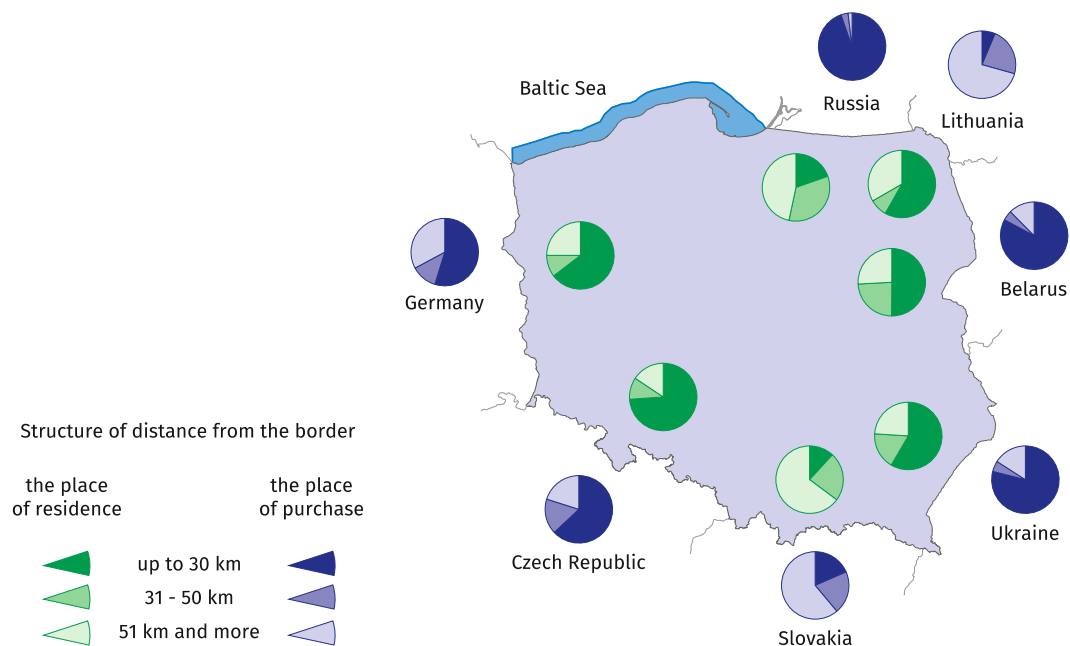
Map 2. Range of impact of the border on the basis of crossing the sections of the border by foreigners in the 4th quarter of 2019



In the 4th quarter of 2019, both foreigners and Poles crossing Polish land border were most often residents of places located within 50 km from the border

As to the external border of the European Union on the territory of Poland – 62.9% of foreigners and 68.7% of Poles crossing the Polish land border lived at the distance of up to 50 km from the border, and in the case of the internal border of the European Union – 70.1% and 70.9% respectively.

Map 3. Range of impact of the border on the basis of crossing the sections of the border by Poles in the 4th quarter of 2019



In the 4th quarter of 2019 the majority of both foreigners and Poles crossing Polish land border made purchases within 50 km from the border

The largest number of surveyed foreigners made a purchase at the distance of up to 50 km from the border. In the case of the external border of the European Union on the territory of Poland it was 68.6% of those crossing the border, and in the case of the internal border of the EU – 85.2%. The share of Poles making a purchase at the distance of up to 50 km from the external border of the EU amounted to 89.3% of those crossing the border and in the case of the internal border of the EU – 65.0%.

Methodological notes

1. Presented information was developed on the basis of the survey results of "Trips made by non-residents to Poland. The movement of vehicles and persons at the Polish border with the countries of the European Union" and "Participation of residents of Poland in trips" included in the program of statistical surveys of official statistics. The survey methodology has been prepared by the Statistics Poland, Statistical Office in Rzeszów in cooperation with the National Bank of Poland and the Ministry of Sport and Tourism. Since 2014 the surveys conducted jointly by these institutions are the result of the integration of several surveys (including „The survey of goods and services turnover at the external land border of European Union on the territory of Poland”).
2. The survey on trips made by foreigners (non-residents) to Poland and the movement of vehicles and persons at the Polish border with the countries of the European Union is conducted in an environment of selected border crossings with passenger traffic movement (including airports and seaports). It is conducted each quarter on randomly selected days. The survey of trips made by foreigners (non-residents) includes those leaving Poland by internal and external border of EU on the territory of Poland. Persons who have been living in Poland for over one year are not covered by the survey (with the exception of those traveling for educational and health purposes). Data on expenses incurred by foreigners (non-residents) in Poland include goods purchased in Poland for re-sale in the country of foreigner. The survey of border traffic (in both directions - from Poland and Poland) covers persons and vehicles crossing the Polish border with the European Union at selected border crossings.
3. Survey on the participation of Poles (residents) in trips is conducted in households on a quarterly basis (in the month following the quarter) by a direct interview. The survey does not cover persons staying abroad for more than one year (with the exception of those traveling for educational and health purposes). The presented data on expenses incurred abroad by residents include expenses financed only from own funds (expenses financed by workplace and other individuals and institutions are not included) and also goods purchased abroad for resale in Poland.
4. Data on border traffic at the external border of the EU on the territory of Poland come from the Border Guard Main Headquarters and concern the number of crossings of the border – a person crossing the border several times is counted as many times as he/she crosses this border. Data cover all border crossings (road, rail and river).
5. The agreement between the Government of the Republic of Poland and the Cabinet of Ministers of Ukraine on the principles of local border traffic entered into force on 1 July 2009.
6. The agreement between the Government of the Republic of Poland and the Russian Federation on the principles of local border traffic entered into force on 27 July 2012, however, from 4 July 2016 it remains suspended.
7. Due to rounding the sums of the figures may differ from the figure "total" in some cases. Relative numbers (indicators, percentages) were calculated on the basis of absolute data expressed with more accuracy than it was given in the report. These numbers are correct in terms of content.
8. The data presented are preliminary.

Prepared by:
Statistical Office in Rzeszów
Director Marek Cierpiat-Wolan
Office: tel. (+48 17) 853 52 10

Issued by:
**The Spokesperson for the President
of the Statistic Poland**
Karolina Banaszek
Mobile: (+48) 695 255 011

Press Office

Office: tel. (+48 22) 608 34 91, 608 38 04

e-mail: obslugaprasowa@stat.gov.pl



www.stat.gov.pl/en/



[@StatPoland](https://twitter.com/StatPoland)



[@GlownyUrzadStatystyczny](https://www.facebook.com/GlownyUrzadStatystyczny)

Related information

[Border traffic and expenses made by foreigners in Poland and Poles abroad](#)

Terms used in official statistics

[Cross-border movement](#)

[Foreigners](#)

[Non-residents](#)

[Residents](#)

[Local border traffic](#)

[Border crossing point](#)