

# Retail sales index – July 2023

**22.08.2023**

**4.0%**

A decrease compared with the corresponding month of the previous year

**In July 2023 retail sales<sup>1</sup> at constant prices were by 4.0% lower than the year before (against an increase of 2.0% in July 2022).**

**Compared with June 2023 an increase by 1.9% in retail sales was recorded.**

**In the period of January-July<sup>2</sup> 2023 sales decreased y/y by 5.4% (in 2022 a growth of 8.0%).**

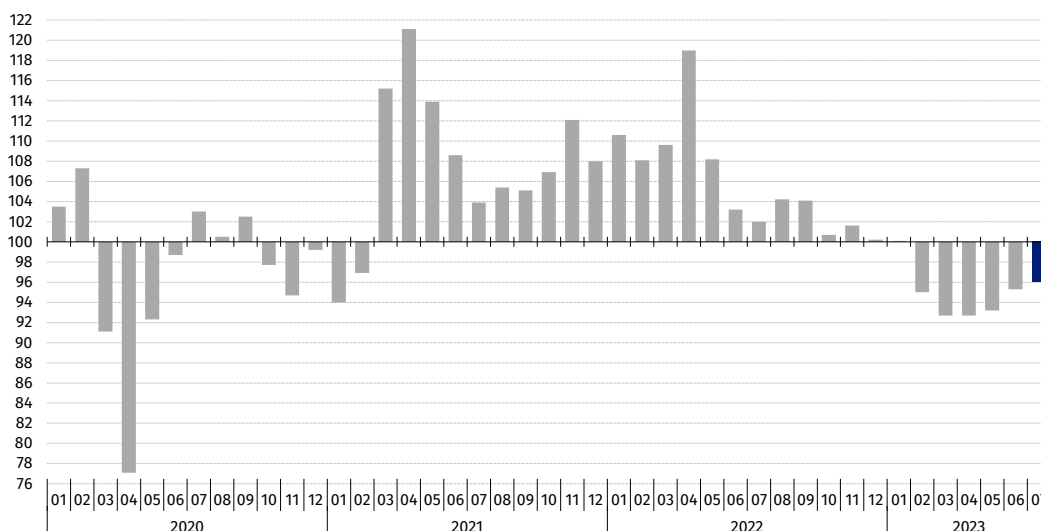
## Retail sales of goods by type of enterprise activity

In July 2023, the largest decrease in retail sales (at constant prices) compared with the corresponding period of 2022 was maintained in units from the group “newspapers, books, other sale in specialized stores” (by 13.6% against a decrease of 1.9% the year before). A significantly drop in sales was also recorded in the groups “furniture, radio, TV and household appliances” (by 11.6%), “others” (by 11.4%). Units trading in food, beverages and tobacco products noted a decline by 4.2%.

In July compared with June 2023, an increase in retail sales value via Internet at current prices was recorded (by 4.0%). The share of sales via Internet in “total” sales increased from 7.7% in June to 7.9% in July 2023. Among the presented groups with a significant share of sales via Internet an increase in share was reported by enterprises classified in the groups: “textiles, clothing, footwear” (from 16.9% a month ago to 18.6%), “newspapers, books, other sale in specialized stores” (from 21.2% to 21.8% respectively) and “furniture, radio, TV and household appliances” (from 14.4% to 15.0%).

In July 2023, a decrease in retail sales (at constant prices) y/y was recorded in all presented groups, except for the group of “motor vehicles, motorcycles, parts”, in which sales increased by 3.8%

**Chart 1. Retail sales of goods (constant prices) – corresponding period of previous year=100**



<sup>1</sup> Data concerns trade and non-trade enterprises employing more than 9 persons. Groups of enterprises were created on the basis of the Polish Classification of Activities (PKD 2007) and a given enterprise is included to a specific category by predominating kind of activity and according to its present organizational status in mentioned period. The recorded changes of rise or fall of the volume of retail sales in particular groups of enterprises activity may result from a change in the predominating kind of activity and organisational changes (e.g. a merger of enterprises). This does not have impact on the dynamics of the total retail sales.

<sup>2</sup> Corrections made by reporting entities were included in cumulative data.

**Table 1. Index numbers of retail sales (constant prices)**

Specification	07 2023		01-07 2023
	06 2023=100	07 2022=100	01-07 2022=100
<b>TOTAL</b>	<b>101.9</b>	<b>96.0</b>	<b>94.6</b>
of which:			
Motor vehicles, motorcycles, parts	95.6	103.8	100.9
Solid, liquid and gaseous fuels	107.9	94.5	86.5
Food, beverages and tobacco products	102.3	95.8	95.5
Other retail sale in non-specialized stores	.	.	.
Pharmaceuticals, cosmetics, orthopaedic equipment	99.3	98.5	98.4
Textiles, clothing, footwear	91.5	95.2	98.1
Furniture, radio, TV and household appliances	106.0	88.4	87.1
Newspapers, books, other sale in specialized stores	104.4	86.4	85.6
Others	103.8	88.6	86.1

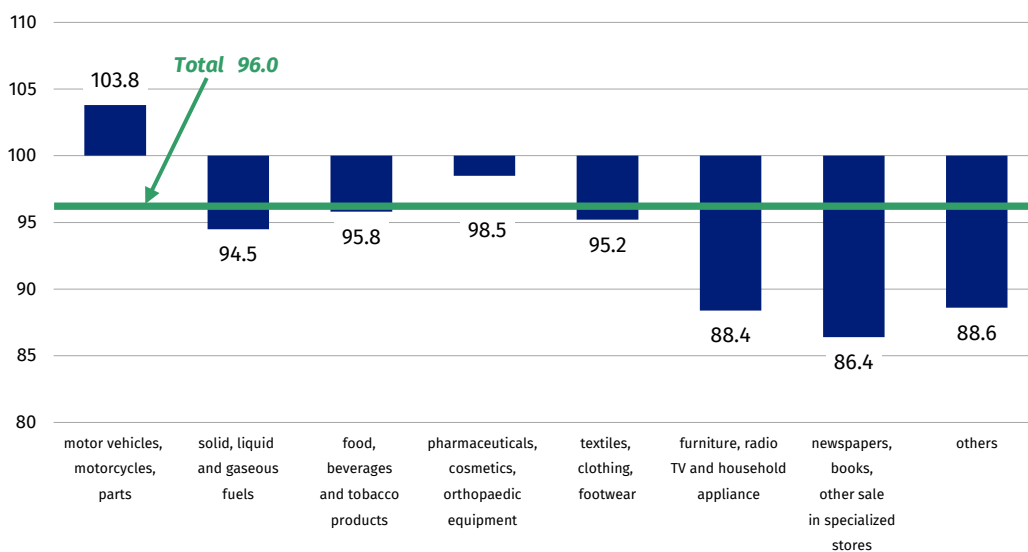
(.) Data not available, classified data (statistical confidentiality) or providing data impossible or purposeless

**Table 2. Index numbers of retail sales (current prices)**

Wyszczególnienie	07 2023		01-07 2023
	06 2023=100	07 2022=100	01-07 2022=100
<b>TOTAL</b>	<b>101.2</b>	<b>102.1</b>	<b>105.2</b>
of which:			
Motor vehicles, motorcycles, parts	95.3	107.5	107.2
Solid, liquid and gaseous fuels	108.1	81.3	89.1
Food, beverages and tobacco products	101.3	110.1	113.2
Other retail sale in non-specialized stores	.	.	.
Pharmaceuticals, cosmetics, orthopaedic equipment	99.3	110.6	109.8
Textiles, clothing, footwear	88.7	102.0	105.6
Furniture, radio, TV and household appliances	106.1	97.4	97.7
Newspapers, books, other sale in specialized stores	104.1	93.4	94.1
Others	102.9	98.6	97.3

(.) Data not available, classified data (statistical confidentiality) or providing data impossible or purposeless

**Chart 2. Retail sales of goods in July 2023 by type of enterprise activity (constant prices) – corresponding period of previous year=100**

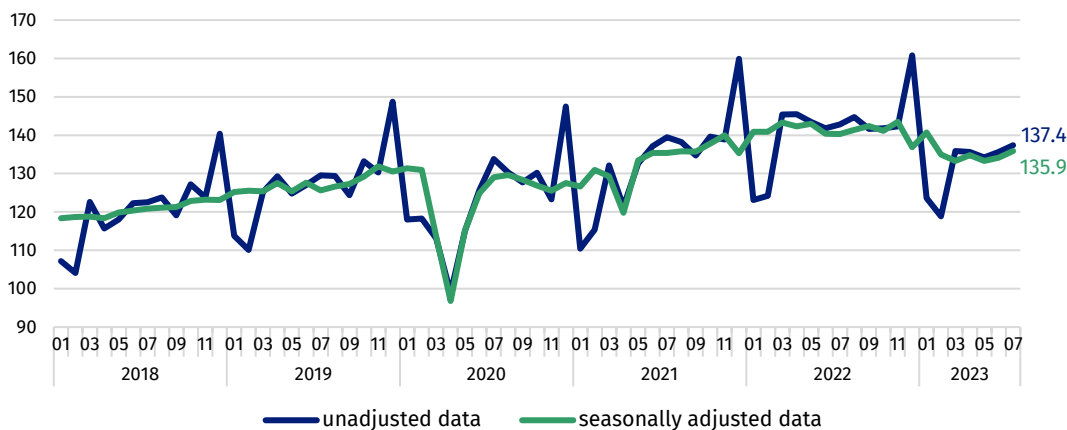


### Retail sales seasonally adjusted

After eliminating the seasonal factors, retail sales at constant prices in July 2023 were by 1.3% higher compared with June 2023.

In July 2023, an increase of 1.3% in retail sales seasonally adjusted was recorded in comparison with June 2023

**Chart 3. Retail sales – seasonally adjusted and unadjusted data (constant prices) – monthly average 2015=100**



In the publication "Statistical Bulletin" in tab. 1 simultaneously with the data on retail sales, the indices of the deflated turnover in retail trade are also presented, which are provided in accordance with the requirements for the needs of European statistics. The deflated turnover in retail trade covers the complete population of entities classified according to NACE in division 47 - "Retail trade, except of motor vehicles and motorcycles".

In case of quoting Statistics Poland data, please provide information: "Source of data: Statistics Poland", and in case of publishing calculations made on data published by Statistics Poland, please include the following disclaimer: "Own study based on figures from Statistics Poland".

Prepared by:  
**Trade and Services Department**  
**Director Ewa Adach-Stankiewicz**  
Phone: (+48 22) 608 31 24

Issued by:  
**The Spokesperson for the President  
of Statistics Poland**  
**Karolina Banaszek**  
Phone: (+48) 695 255 011

**Press Office**

Phone: (+48 22) 608 38 04

**e-mail: [obslugaprasowa@stat.gov.pl](mailto:obslugaprasowa@stat.gov.pl)**

-  [www.stat.gov.pl/en/](http://www.stat.gov.pl/en/)
-  [@StatPoland](https://twitter.com/StatPoland)
-  [@GlownyUrzadStatystyczny](https://www.facebook.com/GlownyUrzadStatystyczny)
-  [gus\\_stat](https://www.instagram.com/gus_stat)
-  [glownyurządstatystycznygus](https://www.youtube.com/glownyurządstatystycznygus)
-  [glownyurządstatystyczny](https://www.linkedin.com/company/glownyurządstatystyczny)

**Related information**

[Internal market in 2021](#)

**Data available in databases**

[Knowledge Database - Internal market](#)

[Macroeconomic Data Bank](#)

[Local Data Bank](#)

**Terms used in official statistics**

[Retail sales of goods](#)