

Retail sales index – July 2021

20.08.2021

↑ 3.9%

An increase compared with the corresponding month of the previous year

In July 2021 retail sales¹ at constant prices were by 3.9% higher than the year before (against an increase of 3.0% in July 2020). Compared with June 2021 retail sales increased by 2.1%.

In the period of January-July² 2021 retail sales y/y were by 7.3% higher (against a decrease of 3.9% in 2020).

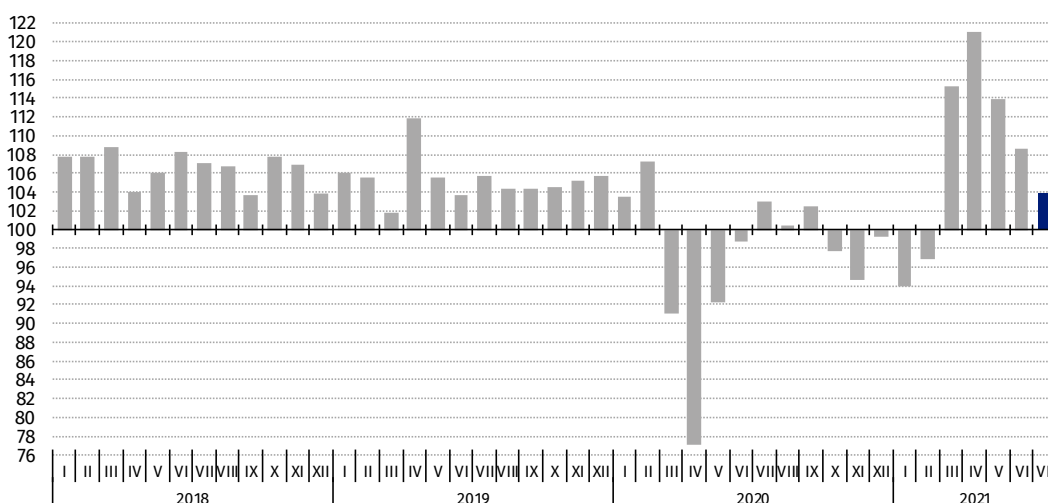
Retail sales of goods by type of enterprise activity

In July 2021, the largest increase in retail sales (at constant prices) compared to the corresponding period of 2020, as in the previous month, was noted by units trading in textiles, clothing, footwear (by 15.8% against an increase of 5.3% the year before). Among the presented groups higher sales than “total” sales were also observed in the group “pharmaceuticals, cosmetics, orthopaedic equipment” (by 6.8%). A decrease in sales was reported however by units selling motor vehicles, motorcycles, parts (by 2.9%) and enterprises classified into the group “furniture, radio, TV and household appliances” (by 1.9%).

In July 2021 compared with June this year, a decrease in retail sales value via Internet at current prices was recorded (by 6.3%). The share of such sales decreased from 8.1% in June to 7.4% in July this year. A drop in the share of sales via Internet was noted in most of the groups. A largest decrease was reported by enterprises classified into the groups “furniture, radio, TV and household appliances (from 16.2% a month ago to 14.7%) and “newspapers, books, other sale in specialized stores” (from 18.8% to 18.0% respectively). An increase in the share of sales via Internet was reported only by units from the group “textiles, clothing, footwear” (from 18.6% a month ago to 19.7%).

In July 2021 an increase in retail sales y/y was recorded in the majority of groups

Chart 1. Retail sales of goods (constant prices) – corresponding period of previous year=100



¹ Data concerns trade and non-trade enterprises employing more than 9 persons. Groups of enterprises were created on the basis of the Polish Classification of Activities (PKD 2007) and a given enterprise is included to a specific category by predominating kind of activity and according to its present organizational status in mentioned period. The recorded changes of rise or fall of the volume of retail sales in particular groups of enterprises activity may result from a change in the predominating kind of activity and organisational changes (e.g. a merger of enterprises). This does not have impact on the dynamics of the total retail sales.

² Corrections made by reporting entities were included in cumulative data.

Table 1. Index numbers of retail sales (constant prices)

Specification	VII 2021		I-VII 2021
	VI 2021=100	VII 2020=100	I-VII 2020=100
TOTAL	102.1	103.9	107.3
of which:			
Motor vehicles, motorcycles, parts	95.3	97.1	122.6
Solid, liquid and gaseous fuels	105.3	100.1	100.7
Food, beverages and tobacco products	105.1	101.9	101.6
Other retail sale in non-specialized stores	.	.	.
Pharmaceuticals, cosmetics, orthopaedic equipment	101.6	106.8	104.9
Textiles, clothing, footwear	94.0	115.8	125.3
Furniture, radio, TV and household appliances	100.8	98.1	106.1
Newspapers, books, other sale in specialized stores	100.3	102.6	106.4
Others	102.8	103.5	101.5

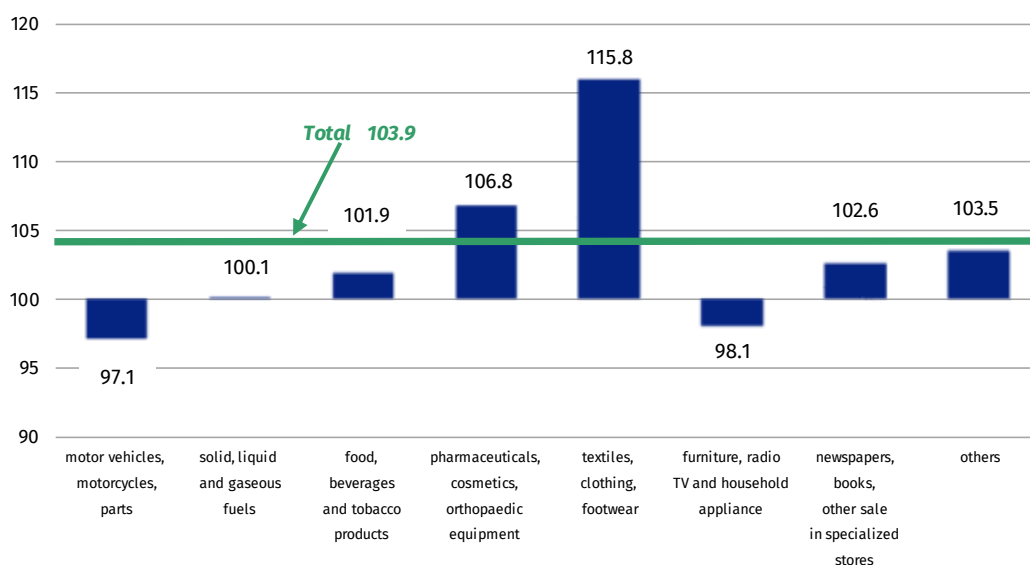
(.) Data not available, classified data (statistical confidentiality) or providing data impossible or purposeless

Table 2. Index numbers of retail sales (current prices)

Wyszczególnienie	VII 2021		I-VII 2021
	VI 2021=100	VII 2020=100	I-VII 2020=100
OGÓŁEM	102.5	108.9	110.2
w tym:			
Pojazdy samochodowe, motocykle, części	95.6	98.5	123.7
Paliwa stałe, ciekłe i gazowe	109.1	122.9	112.6
Żywność, napoje i wyroby tytoniowe	104.8	104.7	103.2
Pozostała sprzedaż detaliczna w niewyspecjalizowanych sklepach	.	.	.
Farmaceutyki, kosmetyki, sprzęt ortopedyczny	102.1	108.4	106.6
Tekstylia, odzież, obuwie	91.9	115.3	124.1
Meble, rtv, agd	101.9	101.1	108.4
Prasa, książki, pozostała sprzedaż w wyspecjalizowanych sklepach	100.3	105.4	109.4
Pozostałe	102.6	105.5	102.9

(.) Data not available, classified data (statistical confidentiality) or providing data impossible or purposeless

Chart 2. Retail sales of goods in July 2021 by type of enterprise activity (constant prices) – corresponding period of previous year=100

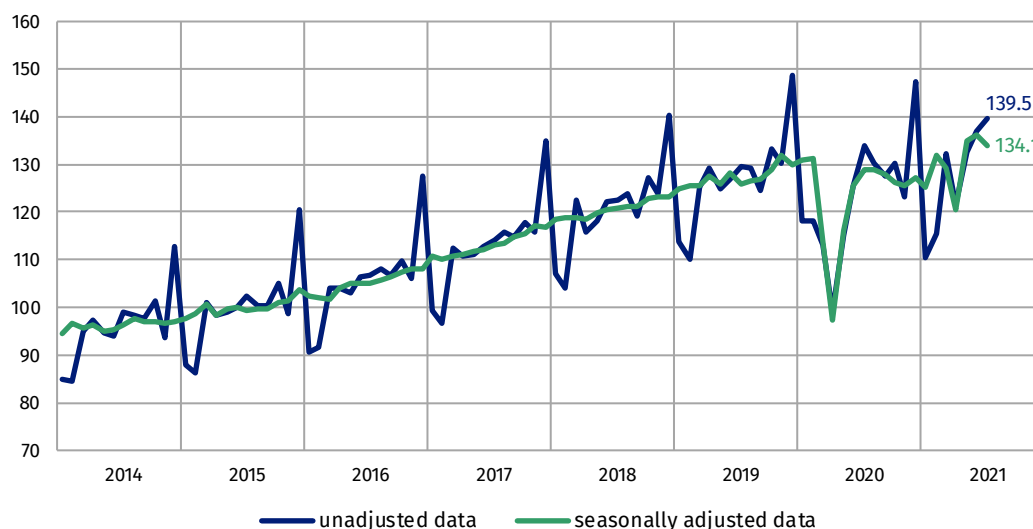


Retail sales seasonally adjusted

After eliminating the seasonal factors, retail sales at constant prices in July 2021 were by 1.5% lower in comparison to June 2021.

In July 2021, there was a decrease of 1.5% in retail sales seasonally adjusted in comparison with June 2021

Chart 3. Retail sales – seasonally adjusted data and unadjusted (constant prices) – monthly average 2015=100



In the publication "Statistical Bulletin" in tab. 1 simultaneously with the data on retail sales, the indices of the deflated turnover in retail trade are also presented, which are provided in accordance with the requirements for the needs of European statistics. The deflated turnover in retail trade covers the complete population of entities classified according to NACE in division 47 - "Retail trade, except of motor vehicles and motorcycles".

In case of quoting Statistics Poland data, please provide information: "Source of data: Statistics Poland", and in case of publishing calculations made on data published by Statistics Poland, please include the following disclaimer: "Own study based on figures from Statistics Poland"

Prepared by:
Trade and Services Department
Director Ewa Adach-Stankiewicz
Office: tel. (+48 22) 608 31 24

Dissemination:
The Spokesperson for the President
of Statistics Poland
Karolina Banaszek
Mobile: (+48) 695 255 011

Press Office

Office: tel. (+48 22) 608 34 91, 608 38 04

e-mail: obslugaprasowa@stat.gov.pl



www.stat.gov.pl/en/



@StatPoland



@GlownyUrzadStatystyczny

Related studies

[Internal market in 2019](#)

Subject available in databases

[Knowledge Databases – Trade and Services](#)

[Macroeconomic Data Bank](#)

Important concepts available in the dictionary

[Retail sales of goods](#)