

Prices of agricultural products in July 2020

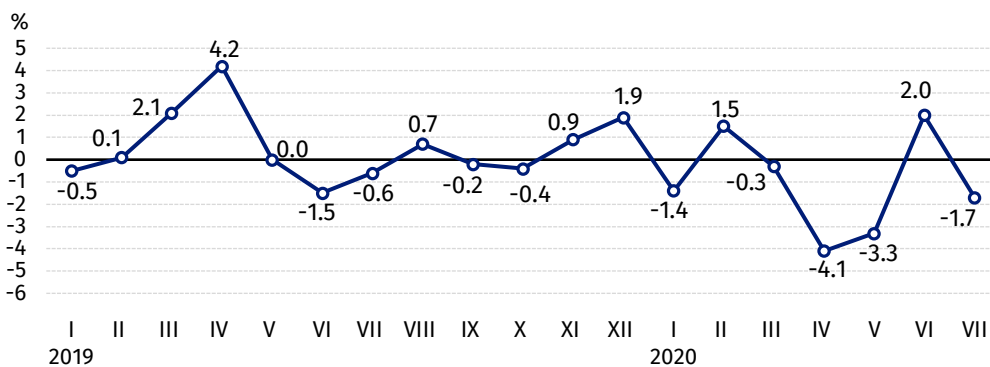
20.08.2020

↓ 4.2%

a decrease in procurement prices of basic agricultural products in comparison with July 2019

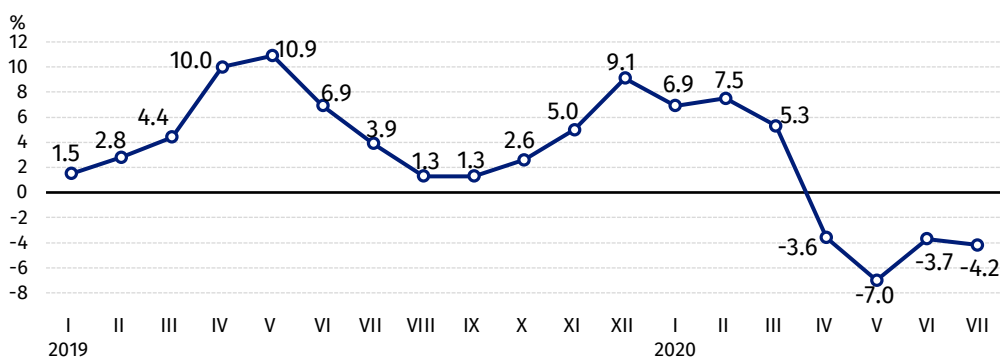
Procurement prices of basic agricultural products¹ decreased in July 2020 in comparison with the previous month (by 1.7%) as well as while compared to July 2019 (by 4.2%).

Chart 1. Changes in procurement prices of basic agricultural products in relation to the previous month



Lower procurement prices of basic agricultural products in July 2020 in relation to June 2020 were the result of prices drop of wheat, rye and pigs for slaughter

Chart 2. Changes in procurement prices of basic agricultural products in relation to the previous year



The fall in procurement prices of basic agricultural products in July this year compared to the same month of the last year was mainly related to rye, pigs for slaughter and poultry prices

Procurement prices and marketplace prices received by farmers

In July 2020 compared to June this year, procurement prices of most agricultural products decreased. The prices of maize, cattle for slaughter, poultry and cows' milk were higher.

Compared with the corresponding month of the previous year, in July 2020, both in procurement and on marketplaces the prices of most agricultural products were lower. However, the prices of wheat, triticale and cows' milk in procurement as well as the prices of maize and cattle for slaughter (in procurement and on marketplaces) increased.

¹ Wheat, rye, cattle for slaughter, pigs for slaughter, poultry, cows' milk

Table 1. Prices of agricultural products (excluding VAT) in July 2020

| SPECIFICATION | Procurement prices | | | Marketplaces prices | | |
|---|--------------------|----------------|-----------------|---------------------|-----------------------------|-----------------|
| | VII 2020 | | | VII 2020 | | |
| | in zloty | VI 2020=100 | VII 2019=100 | in zloty | VI ^a 2020=100 | VII 2019=100 |
| Cereals grain² – per 1 dt | | | | | | |
| Wheat | 71.61 | 88.1 | 106.0 | 87.67 | . | 94.2 |
| Rye | 55.46 | 90.4 | 95.9 | 67.16 | . | 89.5 |
| Barley | 60.10 | 87.5 | 97.7 | 81.79 | . | 93.9 |
| Triticale | 63.05 | 91.9 | 100.2 | 74.98 | . | 92.2 |
| Oat | 56.82 | 89.2 | 98.6 | 71.55 | . | 91.7 |
| Maize | 75.03 | 100.9 | 107.8 | 101.07 | . | 102.1 |
| Potatoes³ – per 1 dt | 65.16 | 80.3 | 59.9 | 138.02 | . | 67.8 |
| Animals for slaughter⁴ – per kg | | | | | | |
| Cattle (excluding calves) | 6.29 | 100.3 | 101.1 | 6.74 | . | 105.6 |
| of which young cattle | 6.37 | 100.1 | 100.3 | 6.98 | . | 106.1 |
| Pigs | 5.03 | 90.4 | 89.3 | 5.35 | . | 91.5 |
| Poultry | 3.58 | 103.3 | 88.8 | . | . | . |
| Cows' milk – per 1 hl | 130.69 | 100.1 | 100.4 | . | . | . |

Data on procurement prices were calculated on the basis of information on value and quantity of procurement by legal persons and independent organizational entities without legal personality (without natural persons). Indices of procurement prices and prices received by farmers on marketplaces were calculated on the basis of absolute data expressed with more precision than in the tables.

a – No data in June 2020 due to the valid decision to close the marketplaces because of the state of danger of COVID-19 disease, it was not possible to obtain data on prices of agricultural products on marketplaces.

Prices of major agricultural products in July 2020

In July 2020 procurement prices of **wheat** were lower than a month before by 11.9% and amounted to 71.61 PLN/dt, but higher than in July 2019 – by 6.0%. On marketplaces, 87.67 PLN was paid for 1 dt of wheat i.e. 5.8% less than a year ago.

55.46 PLN/dt were paid for **rye** in procurement i.e. by 9.6% less than in June this year and by 4.1% less in comparison with the corresponding period of last year. In marketplace transactions, rye prices dropped to 67.16 PLN/dt i.e. in annual terms were lower by 10.5%.

In July 2020 for **potatoes** in procurement was paid 65.16 PLN/dt. On a monthly basis price drop amounted to 19.7% and in annual terms – 40.1%. On marketplaces, 138.02 PLN was paid for 1 dt of potatoes i.e. by 32.2% less than a year ago.

The procurement prices of **cattle for slaughter** (6.29 PLN/kg) increased in comparison with the previous month as well as on annual basis -respectively by 0.3% and by 1.1%. The price of cattle for slaughter on marketplaces amounted to 6.74 PLN/kg and was by 5.6% higher in relation to the previous year.

The prices of **pigs for slaughter** in procurement was 5.03 PLN/kg and were lower by 9.6% in comparison with previous month and by 10.7% in relation to July 2019. On marketplaces, 5.35 PLN was paid for 1 kg of this livestock. i.e. 8.5% less than a year ago.

² Procurement prices – excluding sowing seed.

³ Marketplaces prices – edible excluding early kinds.

⁴ Marketplaces prices – average weighted price of cattle for slaughter calculated with the adoption of the structure of procurement quantity of young cattle and cows for slaughter.

Procurement prices of **poultry for slaughter** increased on a monthly basis by 3.3% i.e. to the level 3.58 PLN/kg but as related to the corresponding period of the previous year decreased by 11,2%.

130.69 PLN was paid in procurement for 1 hl of cows' **milk** i.e. by 0.1% more than in the previous month and by 0,4% more than a year ago.

Chart 3. Procurement and marketplaces prices of wheat and rye

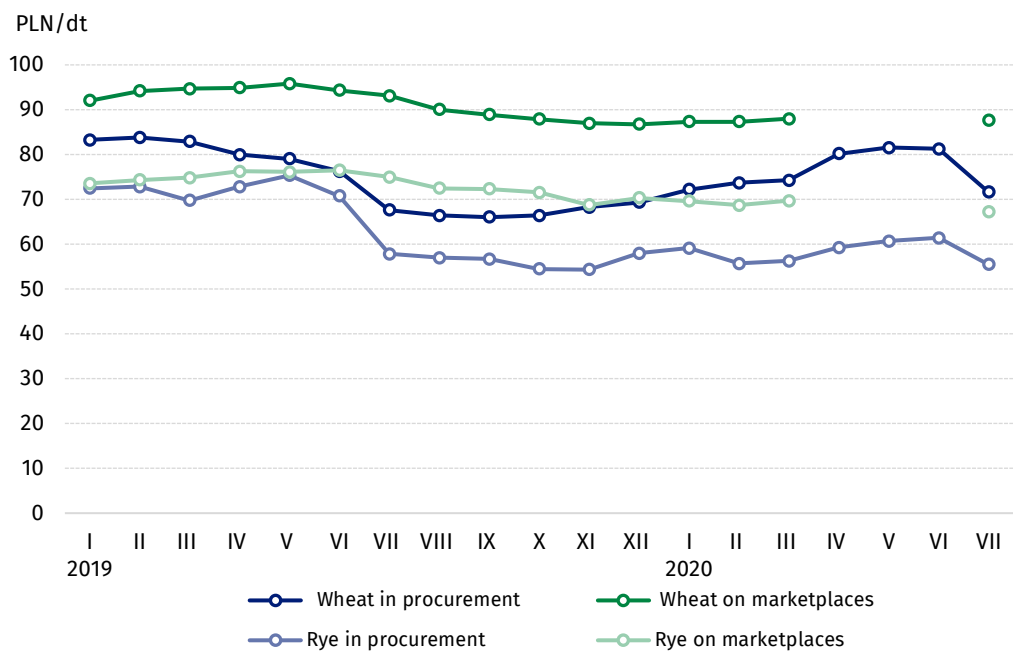


Chart 4. Procurement and marketplaces prices of potatoes

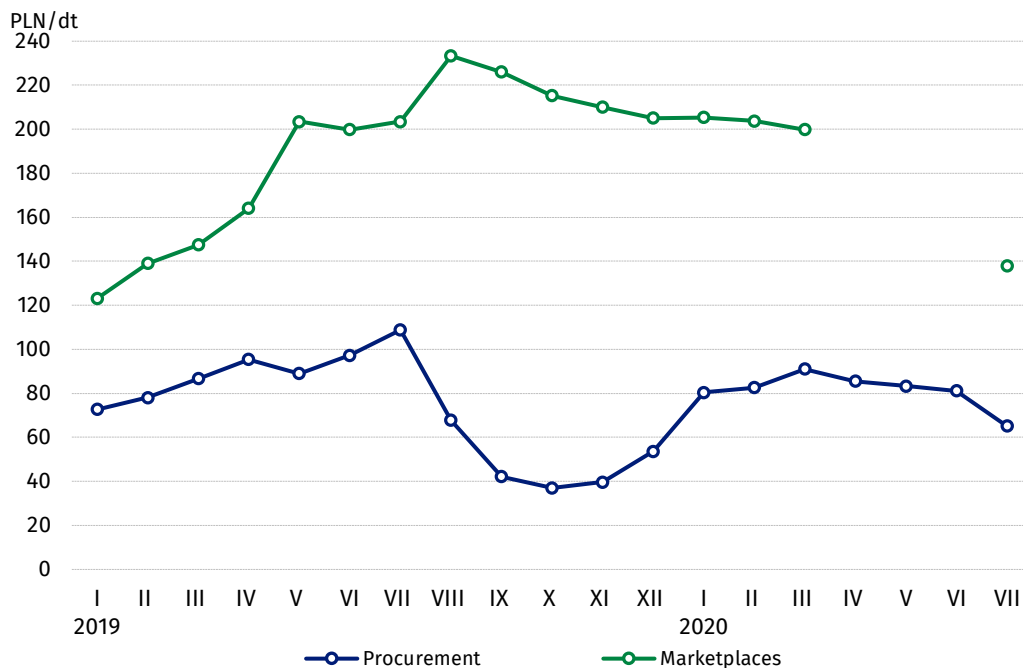


Chart 5. Procurement and marketplaces prices of cattle for slaughter and pigs for slaughter

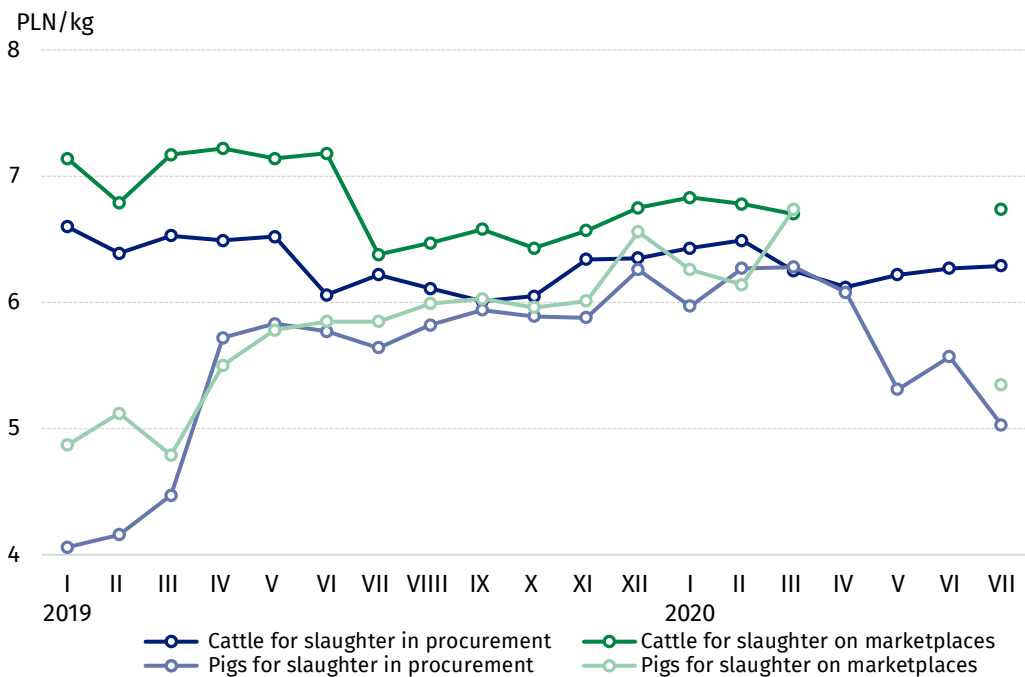
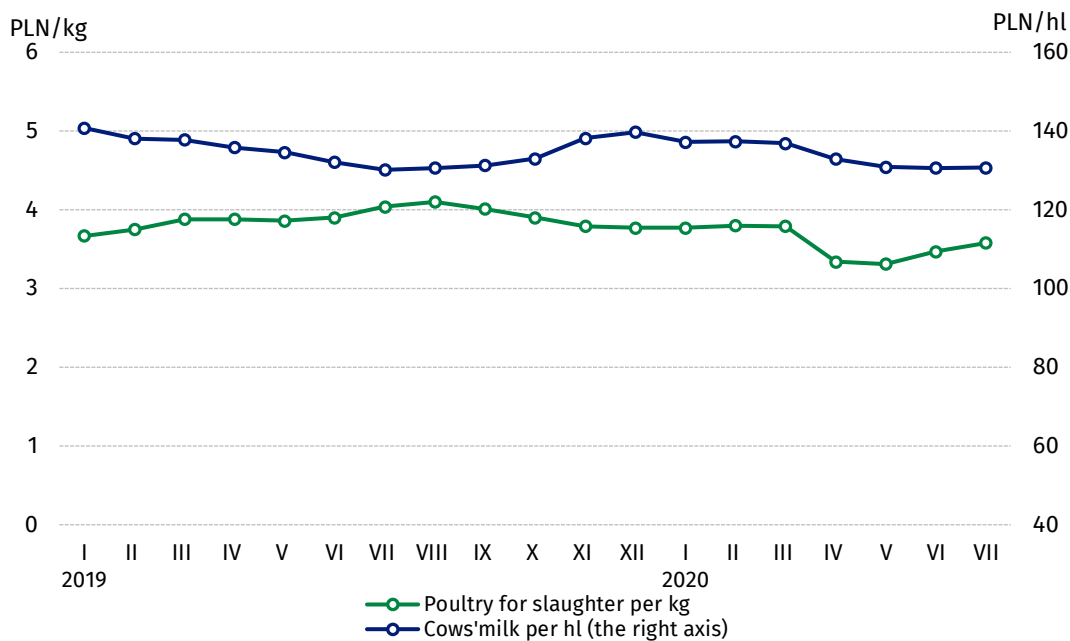


Chart 6. Procurement prices of poultry for slaughter and cows' milk



The differentiation of the level of prices of basic agricultural products in particular voivodships is presented in Table 2 for procurement prices and in Table 3 for prices obtained by farmers on marketplaces (Excel sheet).

In case of quoting Statistics Poland data, please provide information: "Source of data: Statistics Poland", and in case of publishing calculations made on data published by Statistics Poland, please include the following disclaimer: "Own study based on figures from Statistics Poland".

Prepared by:

Trade and Services Department

Director Ewa Adach-Stankiewicz

Office: tel. (+48 22) 608 30 67

Issued by:

The Spokesperson for the President

Of Statistics Poland

Karolina Banaszek

Mobile: (+48) 695 255 011

Press Office

Office: Tel.+48 22) 608 34 91. 22 608 38 04

e-mail: obslugaprasowa@stat.gov.pl



www.stat.gov.pl/en/



[@StatPoland](https://twitter.com/StatPoland)



[@GlownyUrzadStatystyczny](https://www.facebook.com/GlownyUrzadStatystyczny)

Related information

[Information on the socio-economic situation of the country in 2019](#)

[Procurement and prices of agricultural products in 2018](#)

[Prices in the national economy in 2014-2018](#)

Data available in databases

[BDL - Prices in agriculture \(monthly and annual data\)](#)

[DBW - Prices in agriculture \(monthly and annual data\)](#)

Terms used in official statistics

[Procurement of agricultural products](#)

[Procurement prices](#)

[Marketplace](#)

[Marketplace prices](#)