

Prices of agricultural products in April 2020

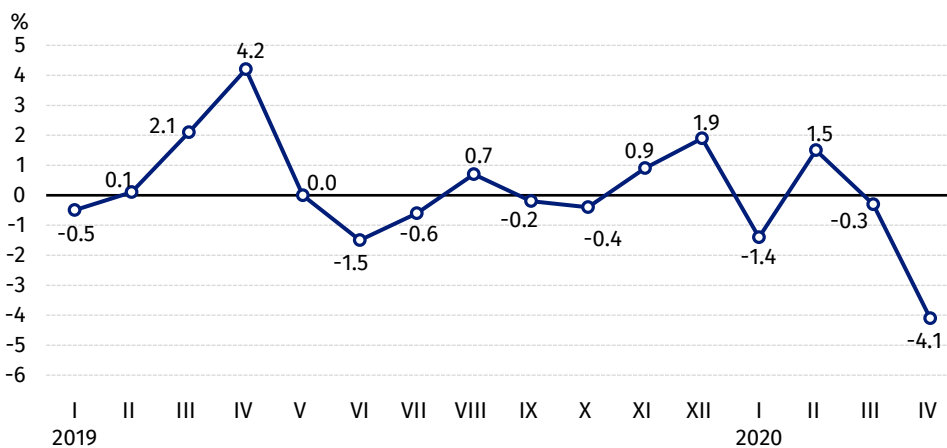
20.05.2020

↓ 3.6%

a decrease in procurement prices of basic agricultural products in comparison with April 2019

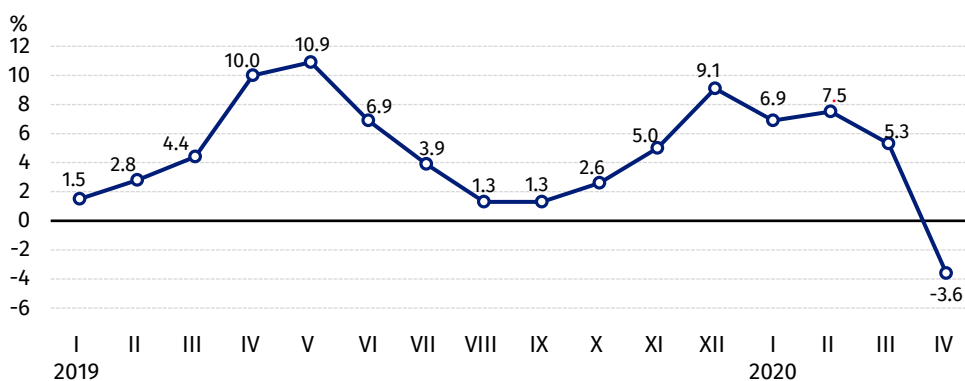
Procurement prices of basic agricultural products¹ decreased in April 2020 in comparison with the previous month (by 4.1%), while compared to April 2019 (by 3.6%).

Chart 1. Changes in procurement prices of basic agricultural products in relation to previous month



The fall in procurement prices of basic agricultural products in April 2020 as related to March 2020 was the result of prices drop of animals for slaughter and cows' milk

Chart 2. Changes in procurement prices of basic agricultural products in relation to previous year



Lower procurement prices of basic agricultural products in April this year compared to the same month of the last year was caused by a decrease in prices of rye, poultry, cattle for slaughter, and cows' milk prices

Procurement prices

In April 2020 compared to the March this year, procurement prices of cereal grain increased. The prices of potatoes, animals for slaughter and cows' milk were lower.

In comparison with the corresponding month of the previous year, in April this year the drop in prices of most agricultural products was recorded, however, the prices of wheat and pigs for slaughter increased.

¹ Wheat, rye, cattle for slaughter, pigs for slaughter, poultry, cows' milk

Table 1. Prices of agricultural products (excluding VAT) in April 2020

SPECIFICATION	Procurement prices			Marketplaces prices ^a		
	IV 2020			IV 2020		
	in zloty	III 2020=100	IV 2019=100	in zloty	III 2020=100	IV 2019=100
Cereal grain² – per 1 dt						
Wheat	80.15	107.9	100.2	.	.	.
Rye	59.24	105.2	81.3	.	.	.
Barley	67.82	101.2	87.0	.	.	.
Triticale	65.81	105.5	86.7	.	.	.
Oat	63.96	102.6	88,8	.	.	.
Maize	71.37	104.8	96.9	.	.	.
Potatoes – per 1 dt	85.44	93.9	89.6	.	.	.
Animals for slaughter – per kg				.	.	.
Cattle (excluding calves)	6.12	97.9	94.4	.	.	.
of which young cattle	6.22	98.5	94.9	.	.	.
Pigs	6.08	96.8	106.4	.	.	.
Poultry	3.34	88.0	86.1	.	.	.
Cows' milk – per 1 hl	132.89	97.1	97.8	.	.	.

a – No data due to the current decision to close the marketplaces because of the state of danger of COVID-19 disease, it was not possible to obtain data on prices of agricultural products on marketplaces.

Data on procurement prices were calculated on the basis of information on value and quantity of procurement by legal persons and independent organizational entities without legal personality (without natural persons). Indices of procurement prices were calculated on the basis of absolute data expressed with more precision than in the tables.

Procurement prices of major agricultural products

In April 2020 80.15 PLN/dt were paid for **wheat** i.e. more compared to the previous month as well as with the same period last year: respectively by 7.9% and by 0.2%.

Rye prices amounted to 59.24 PLN/dt and were higher by 5.2% than in March this year while as related to April 2019 were lower by 18.7%.

For **potatoes** was paid on average 85.44 PLN/dt i.e less compared to the previous month and the same month last year respectively: by 6.1% and by 10.4%

In April 2020 prices of **cattle for slaughter** (6.12 PLN/kg) decreased on a monthly basis (by 2.1%) as well as on an annual basis (by 5.6%).

The prices of **pigs for slaughter** were at the level of 6.08 PLN/kg and were lower by 3.2% than in March 2020 while compared to April 2019 increased by 6.4%.

Prices of **poultry for slaughter** (3.34 PLN/kg) on a monthly basis decreased by 12.0% and on an annual basis – by 13.9%.

In April this year 132.89 PLN was paid for 1 hl of **milk** i.e less to the previous month and as well as compared to April 2019 respectively by 2.9% and 2.2%.

Both on a monthly and on an annual basis the drop was noted in prices of potatoes – respectively by 6.1% and 10.4% as well as in prices of poultry for slaughter by 12.0% and 13.9%

² Procurement prices – excluding sowing seed.

Chart 3. Procurement and marketplaces prices of wheat and rye

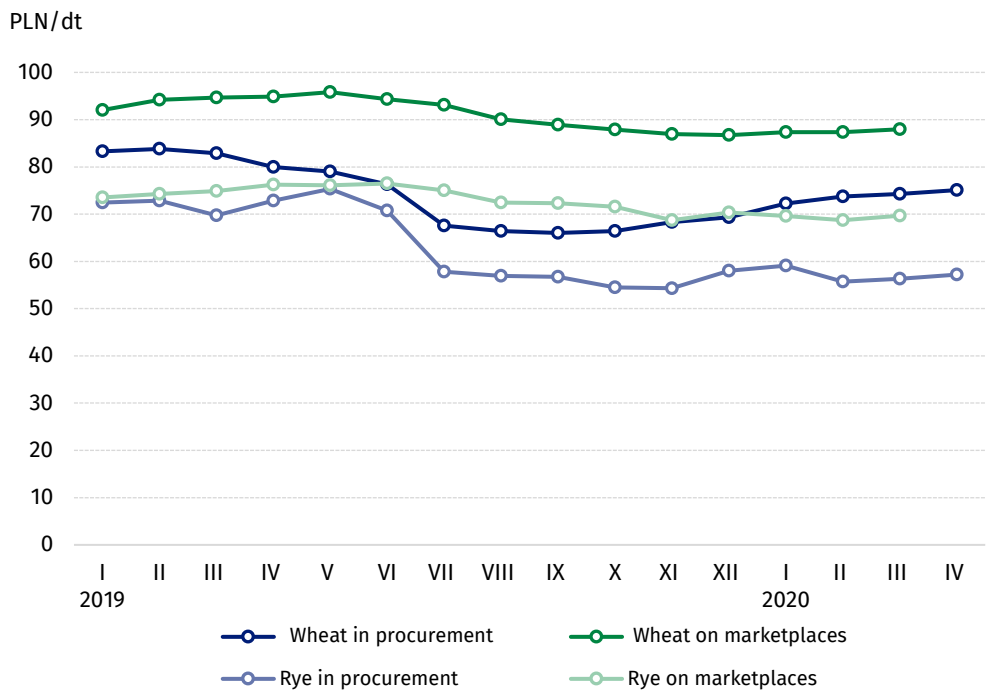


Chart 4. Procurement and marketplaces prices of potatoes

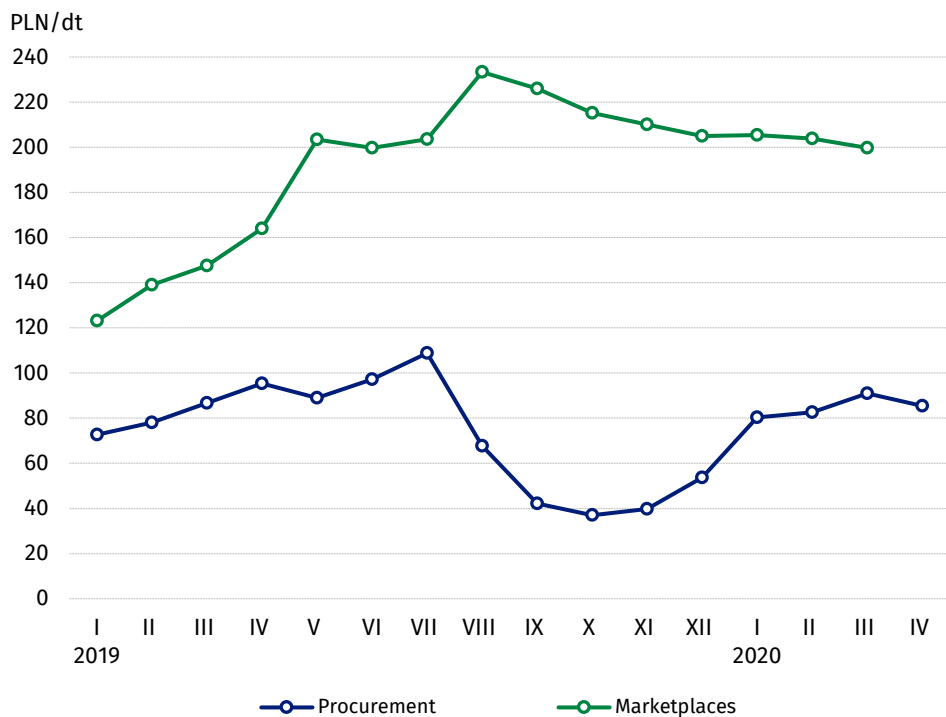


Chart 5. Procurement and marketplaces prices of cattle for slaughter and pigs for slaughter

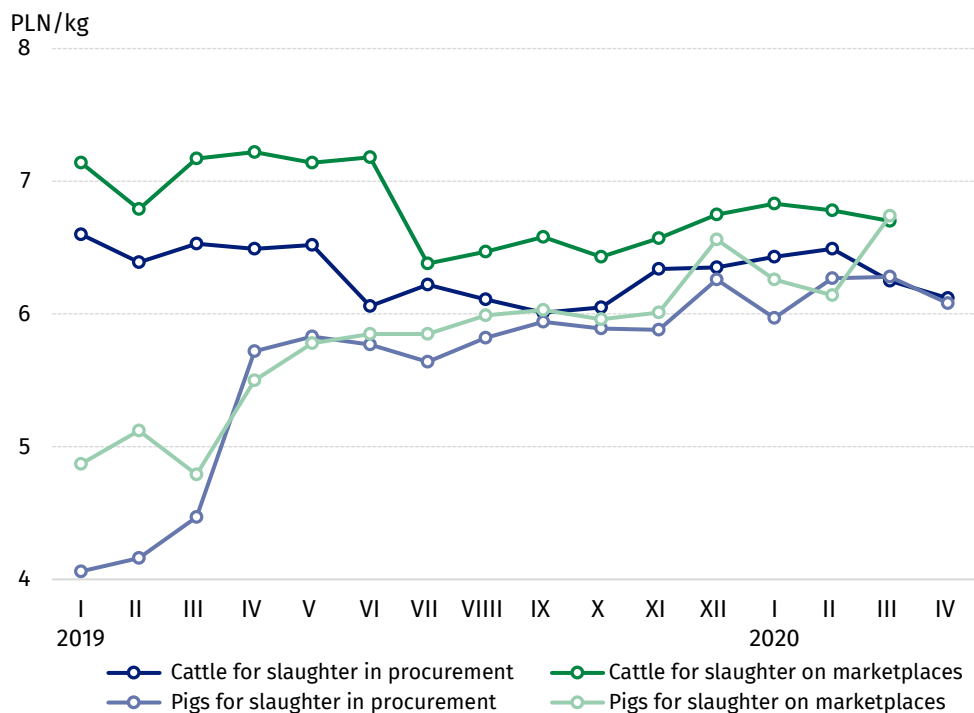
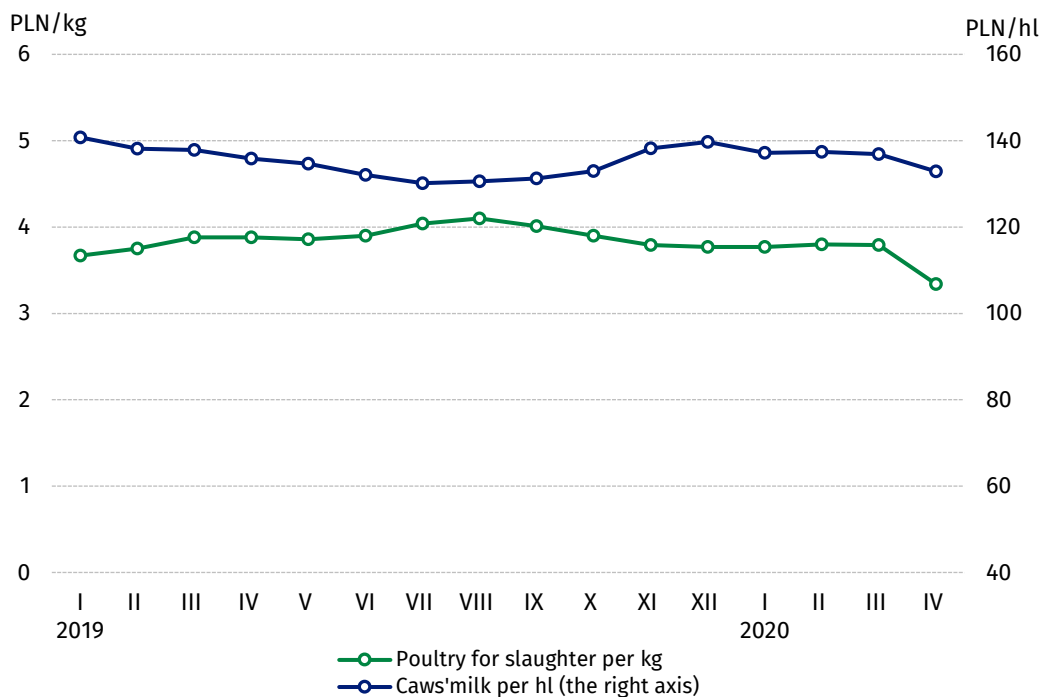


Chart 6. Procurement prices of poultry for slaughter and cows' milk



The differentiation of the level of procurement prices of basic agricultural products in particular voivodships is presented in Table 2. (Excel sheet).

Prepared by:
Trade and Services Department
Director Ewa Adach-Stankiewicz
Office: tel. (+48 22) 608 30 67

Issued by:
The Spokesperson for the President
Of Statistics Poland
Karolina Banaszek
Mobile: (+48) 695 255 011

Press Office

Office: Tel.+48 22) 608 34 91. 22 608 38 04

e-mail: obslugaprasowa@stat.gov.pl



www.stat.gov.pl/en/



[@StatPoland](https://twitter.com/StatPoland)



[@GlownyUrzadStatystyczny](https://www.facebook.com/GlownyUrzadStatystyczny)

Related information

[Information on the socio-economic situation of the country in 2019](#)

[Procurement and prices of agricultural products in 2018](#)

[Prices in the national economy in 2014-2018](#)

Data available in databases

[BDL - Prices in agriculture \(monthly and annual data\)](#)

[DBW - Prices in agriculture \(monthly and annual data\)](#)

Terms used in official statistics

[Procurement of agricultural products](#)

[Procurement prices](#)

[Marketplace](#)

[Marketplace prices](#)