

# Prices of agricultural products in March 2023

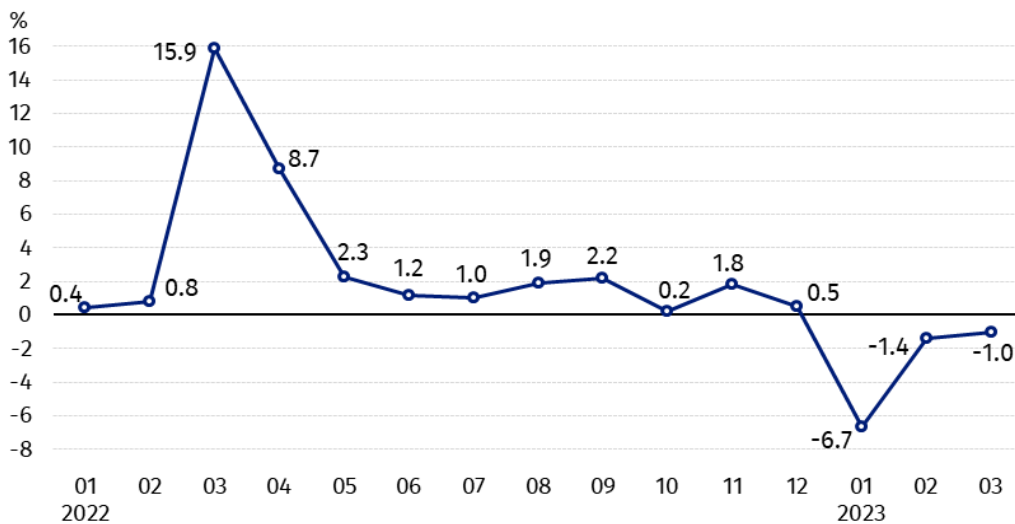
21.04.2023

**↑ 10.5%**

an increase in procurement prices of basic agricultural products in comparison with March 2022

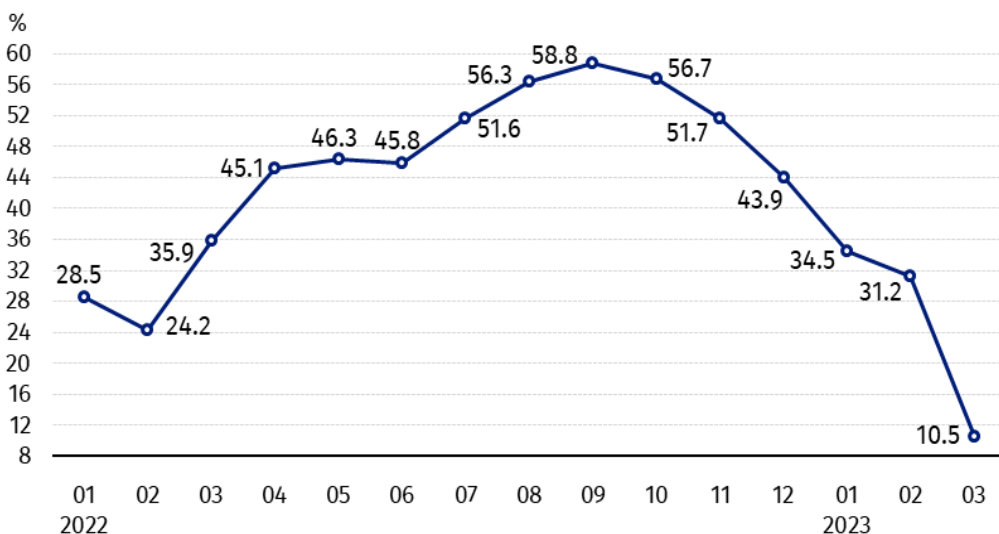
Procurement prices of basic agricultural products<sup>1</sup> decreased in March 2023 in comparison with the previous month (by 1.0%), while compared to the corresponding period of the last year increased (by 10.5%).

Chart 1. Changes in procurement prices of basic agricultural products in relation to the previous month



In March 2023, compared to February 2023, the procurement prices of wheat, rye, cattle for slaughter and cows' milk decreased

Chart 2. Changes in procurement prices of basic agricultural products in relation to the corresponding month of the previous year



Procurement prices of basic agricultural products, except wheat and rye prices, in March 2023 were higher than those recorded in March 2022

<sup>1</sup> Wheat, rye, cattle for slaughter, pigs for slaughter, poultry, cows' milk

## Procurement prices and marketplace prices received by farmers

In March 2023 compared to the previous month, both in procurement and on marketplaces, prices of most agricultural products decreased. Higher were the prices of pigs for slaughter and poultry in procurement, cattle for slaughter on marketplaces and potatoes on both markets.

In comparison with the corresponding month of the previous year, in March 2023, the growth in procurement and marketplaces prices of majority agricultural products was noted.

The prices of potatoes in procurement and cattle for slaughter on marketplaces increased the most. However, cereals (except oats) in procurement, and wheat on marketplaces were cheaper.

**Table 1. Prices of agricultural products (excluding VAT) in March 2023**

Specification	Procurement prices			Marketplaces prices		
	03 2023					
	in zloty	02 2023=100	03 2022=100	in zloty	02 2023=100	03 2022=100
<b>Cereal grain<sup>2</sup> – per 1 dt</b>						
Wheat	117.54	91.2	77.5	154.02	96.9	96.3
Rye	96.83	95.6	80.4	123.52	95.6	105.7
Barley	105.83	91.7	86.2	144.52	96.5	104.3
Triticale	112.54	97.0	85.4	135.21	94.8	100.9
Oat	127.83	89.3	102.8	131.64	96.6	111.8
Maize	112.20	90.7	89.3	160.04	97.5	104.0
<b>Potatoes<sup>3</sup>– per 1 dt</b>	114.93	109.4	138.9	177.72	101.3	120.1
<b>Animals for slaughter – per kg</b>						
Cattle (excl. calves) <sup>4</sup>	10.81	98.8	101.2	11.08	103.5	138.0
of which young cattle	10.96	98.8	101.5	11.56	103.3	138.8
Pigs <sup>a</sup>	8.61	102.9	131.2	.	.	.
Poultry	6.38	101.0	114.1	.	.	.
<b>Cows' milk – per 1 hl</b>	222.54	97.9	113.3	.	.	.

a – No data.

Data on procurement prices were calculated on the basis of information on value and quantity of procurement by legal persons and independent organizational entities without legal personality (without natural persons). Indices of procurement prices and prices received by farmers on marketplaces were calculated on the basis of absolute data expressed with more precision than in the tables.

<sup>2</sup> Procurement prices – excluding sowing seed.

<sup>3</sup> Procurement prices – total (of which: edible early kinds, seed, edible late, industrial, of which starch). Marketplaces prices – edible excluding early kinds.

<sup>4</sup> Marketplaces prices – average weighted price of cattle for slaughter calculated with the adoption of the structure of procurement quantity of young cattle and cows for slaughter.

### Prices of major agricultural products in March 2023

In March 2023 procurement price of **wheat** (117.54 PLN per dt) decreased compared to the previous month (by 8.8%), and also on annual basis (by 22.5%). On marketplaces, wheat was sold for 154.02 PLN per dt, i.e. by 3.1% cheaper than in February this year and by 3.7% – than in March 2022.

The price of **rye** in procurement amounted to 96.83 PLN per dt and was lower compared to both February this year (by 4.4%) and March 2022 (by 19.6%). The transaction price of rye on marketplace (123.52 PLN per dt) decreased on a monthly basis (by 4.4%), while increased on an annual basis (by 5.7%).

In March 2023 114.93 PLN was paid per dt of **potatoes** in procurement, i.e. by 9.4% more than in the previous month and by 38.9% more than in the corresponding period 2022. The price of potatoes on marketplaces (177.72 PLN per dt) was higher as related to February this year (by 1.3%), as well as compared to March 2022 (by 20.1%).

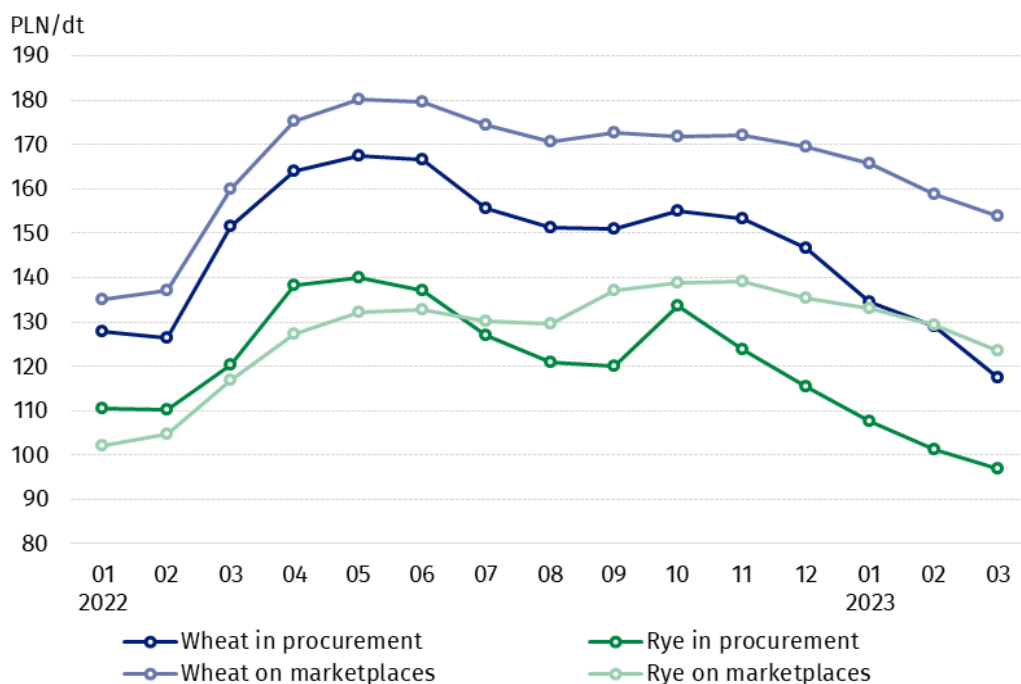
The procurement price of **cattle for slaughter** (10.81 PLN per kg) decreased on a monthly basis (by 1.2%), but increased on an annual basis (by 1.2%). The price of cattle for slaughter on marketplaces (11.08 PLN per dt) was higher in comparison with February this year (by 3.5%), as well as with corresponding period of the last year (by 38.0%).

In March 2023 8.61. PLN was paid per kg of **pigs for slaughter** in procurement, i.e. by 2.9% more than in the previous month and by 31.2% more than a year ago.

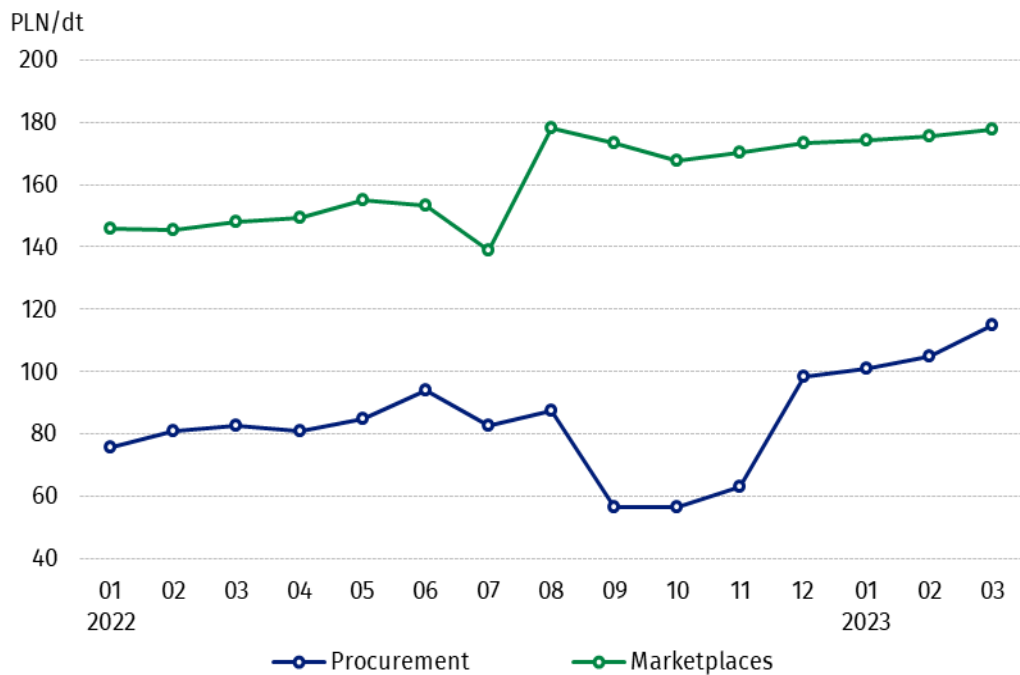
The procurement price of **poultry for slaughter** (6.38 PLN per kg) increased in comparison with February this year (by 1.0%), as well as compared to the same period 2022 (by 14.1%).

222.54 PLN was paid in procurement per hl of **cows' milk**, i.e. by 2.1% less than in the previous month, but by 13.3% more than in March 2022.

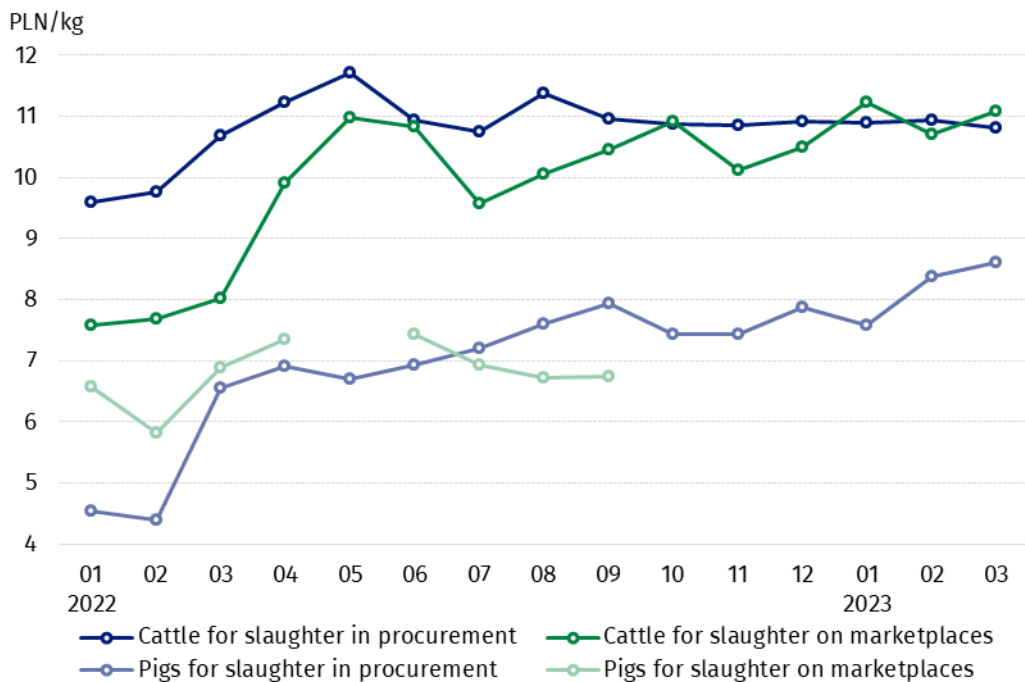
Chart 3. Procurement and marketplaces prices of wheat and rye



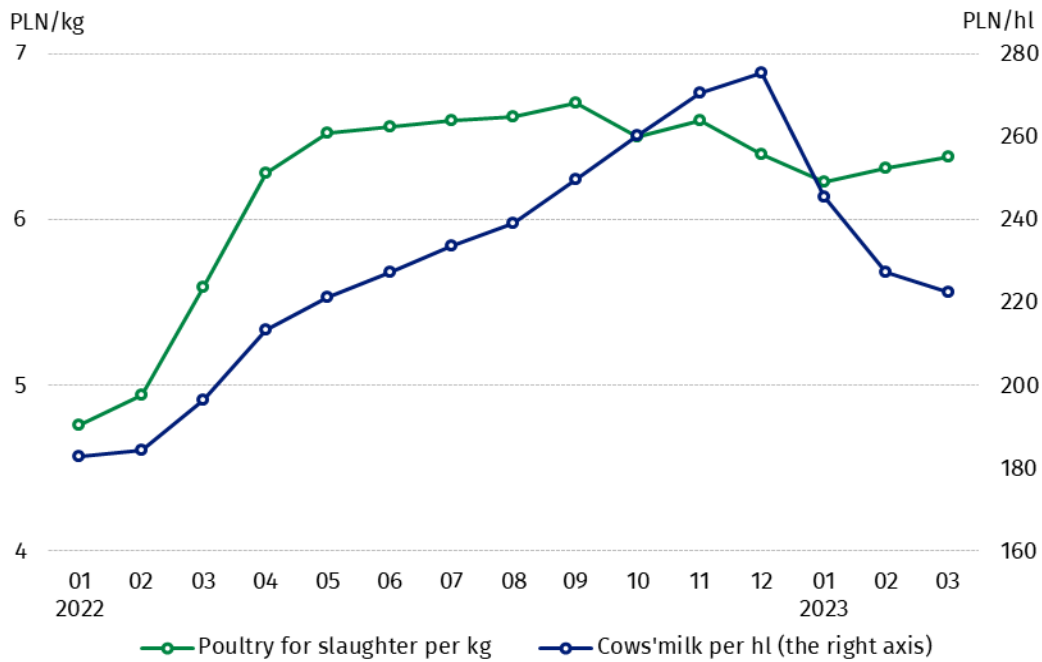
**Chart 4. Procurement and marketplaces prices of potatoes**



**Chart 5. Procurement and marketplaces prices of cattle for slaughter and pigs for slaughter**



**Chart 6. Procurement prices of poultry for slaughter and cows' milk**



The differentiation of the level of prices of basic agricultural products in particular voivodships is presented in Table 2 for procurement prices and in Table 3 for prices obtained by farmers on marketplaces (Excel sheet).

In case of quoting Statistics Poland data, please provide information: "Source of data: Statistics Poland", and in case of publishing calculations made on data published by Statistics Poland, please include the following disclaimer: "Own study based on figures from Statistics Poland".

Prepared by:  
**Trade and Services Department**

**Director Ewa Adach-Stankiewicz**  
Phone: (+48 22) 608 31 24



**Press Office**

Phone: (+48 22) 608 38 04

**e-mail: [obslugaprasowa@stat.gov.pl](mailto:obslugaprasowa@stat.gov.pl)**

Issued by:  
**The Spokesperson for the President  
of Statistics Poland**

**Karolina Banaszek**  
Phone: (+48) 695 255 011

-  [www.stat.gov.pl/en/](http://www.stat.gov.pl/en/)
-  [@StatPoland](https://twitter.com/StatPoland)
-  [@GlownyUrzadStatystyczny](https://www.facebook.com/GlownyUrzadStatystyczny)
-  [gus\\_stat](https://www.instagram.com/gus_stat)
-  [glownyurządstatystycznygus](https://www.youtube.com/glownyurządstatystycznygus)
-  [glownyurządstatystyczny](https://www.linkedin.com/company/glownyurządstatystyczny)

**Related information**

[Socio-economic situation of the country in 2023](#)

[Procurement and prices of agricultural products in 2021](#)

[Prices in the national economy in 2021](#)

**Data available in databases**

[BDL - Prices in agriculture \(monthly and annual data\)](#)

[DBW - Prices in agriculture \(monthly and annual data\)](#)

**Terms used in official statistics**

[Procurement of agricultural products](#)

[Procurement prices](#)

[Marketplace](#)

[Marketplace prices](#)