

Prices of agricultural products in February 2022

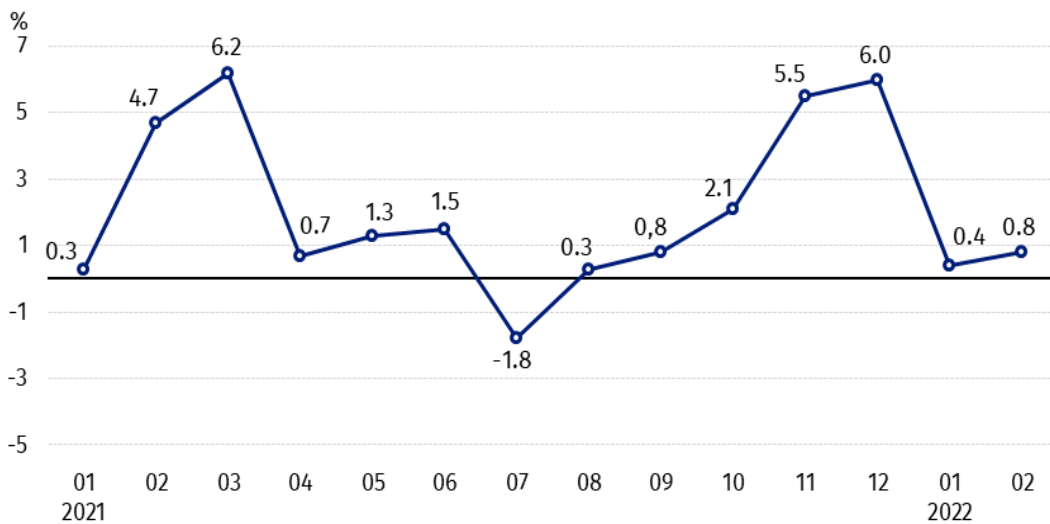
22.03.2022

↑ 24.2%

an increase in procurement prices of basic agricultural products in comparison with February 2021

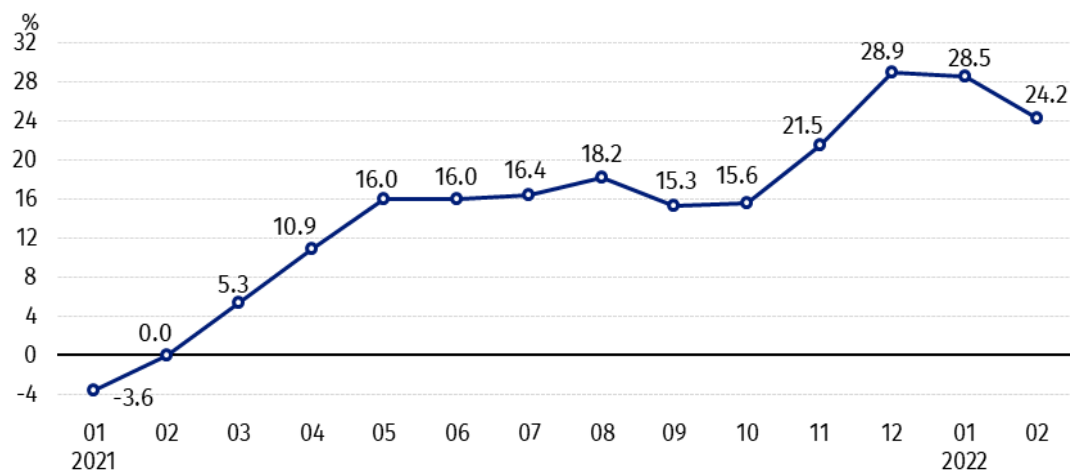
Procurement prices of basic agricultural products¹ increased in February 2022 in comparison with the previous month (by 0.8%) as well as while compared to the corresponding period of the last year (by 24.2%).

Chart 1. Changes in procurement prices of basic agricultural products in relation to the previous month



In February 2022 procurement prices of cattle for slaughter, poultry and cows' milk were higher than a month ago

Chart 2. Changes in procurement prices of basic agricultural products in relation to the previous year



Procurement prices of basic agricultural products in February 2022 were much higher than a year ago

¹ Wheat, rye, cattle for slaughter, pigs for slaughter, poultry, cows' milk

Procurement prices and marketplace prices received by farmers

In February 2022 in comparison with the previous month procurement prices and marketplaces prices of most agricultural products increased. The prices of wheat, rye and triticale in procurement and potatoes on marketplaces were lower. On both markets prices of pigs for slaughter decreased.

Compared to February 2021, procurement prices of all agricultural products were higher.

Table 1. Prices of agricultural products (excluding VAT) in February 2022

Specification	Procurement prices			Marketplaces prices		
	02 2022			02 2022		
	in zloty	01 2022=100	02 2021=100	in zloty	01 2022=100	02 ^a 2021=100
Cereal grain² – per 1 dt						
Wheat	126.38	98.8	137.8	137.10	101.6	.
Rye	110.36	99.9	159.6	104.86	102.6	.
Barley	111.63	101.1	147.0	124.74	102.3	.
Triticale	112.80	101.1	147.0	119.43	102.6	.
Oat	96.38	103.8	150.8	101.43	101.9	.
Maize	110.23	109,9	136.0	136.16	100.5	.
Potatoes³– per 1 dt	80.87	107,1	131.4	145.43	99.7	.
Animals for slaughter – per kg						
Cattle (excluding calves) ⁴	9.76	101.8	139.0	7.68	101.2	.
of which young cattle	9.87	100.9	137.3	7.91	100,5	.
Pigs	4.40	96.9	100.9	5.82	88.6	.
Poultry	4.94	103.7	130.0	.	.	.
Cows' milk – per 1 hl	184.21	100.7	123.5	.	.	.

a – No data in February 2021 due to close the marketplaces because of the state of danger of COVID-19 disease, it was not possible to obtain data on prices of agricultural products on marketplaces.

Data on procurement prices were calculated on the basis of information on value and quantity of procurement by legal persons and independent organizational entities without legal personality (without natural persons). Indices of procurement prices and prices received by farmers on marketplaces were calculated on the basis of absolute data expressed with more precision than in the tables.

² Procurement prices – excluding sowing seed.

³ Procurement prices – total (of which: edible early kinds, seeds, edible late, industrial, of which starch). Marketplaces prices – edible excluding early kinds.

⁴ Marketplaces prices – average weighted price of cattle for slaughter calculated with the adoption of the structure of procurement quantity of young cattle and cows for slaughter.

Prices of major agricultural products in February 2022

In February 2022 procurement prices of **wheat** (126.38 PLN per dt) in relation to the previous month dropped (by 1.2%), however, they were higher than a year ago (by 37.8%). On marketplaces, 137.10 PLN was paid for 1 dt of wheat, i.e. by 1.6% more than in January 2022.

The price of **rye** in procurement amounted to 110.36 PLN per dt, and was lower compared to the previous month (by 0.1%), but higher to February 2021 (by 59.6%). In marketplace transactions, rye prices (104.86 PLN per dt) increased by 2.6% in relation to January 2022.

In February 2022 the price of **potatoes** in procurement (80.87 PLN per dt) increased by 7.1% on a monthly basis and by 31.4% - on an annual basis. On marketplaces, 145.43 PLN was paid per 1 dt of potatoes, i.e. by 0.3% less than in January 2022.

The procurement price of **cattle for slaughter** (9.76 PLN per kg) increased as related to the previous month, as well as in comparison with February 2021 - respectively by 1.8% and by 39.0%. On marketplaces 7.68 PLN per kg was paid for cattle for slaughter, i.e. by 1.2% more than a month ago.

In February 2022 the price of **pigs for slaughter** in procurement amounted 4.40 PLN per kg and was lower in comparison with the previous month - by 3.1%, but higher in an annual terms - by 0.9%. On marketplaces, 5.82 PLN was paid for 1 kg of this livestock, i.e. by 11.4% less than January 2022.

The procurement price of **poultry for slaughter** (4.94 PLN per kg) increased in relation to the January 2022 (by 3.7%), as well as in comparison with February 2021 (by 30.0%).

184.21 PLN was paid in procurement for 1 hl of **cows' milk**, i.e. by 0.7% more than in the previous month and by 23.5% more than a year ago.

Chart 3. Procurement and marketplaces prices of wheat and rye

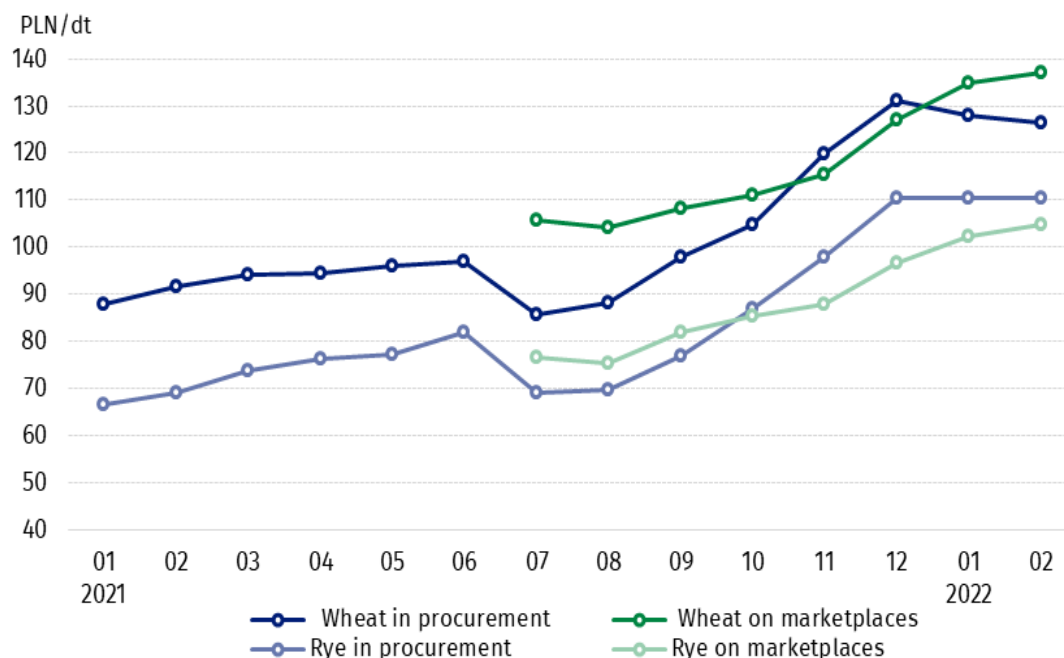


Chart 4. Procurement and marketplaces prices of potatoes

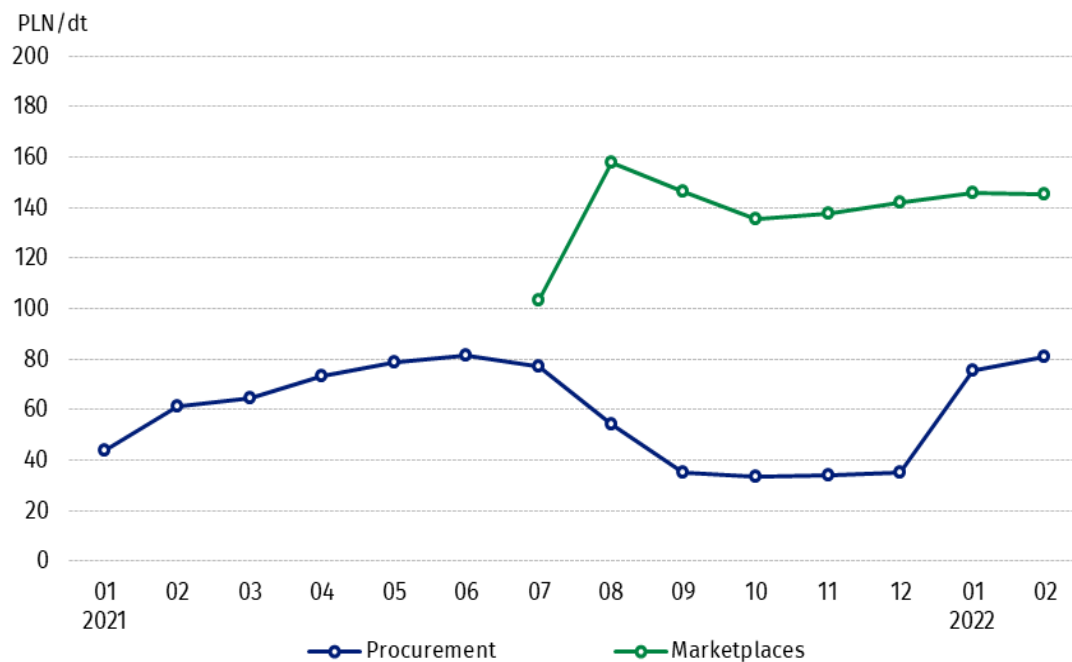


Chart 5. Procurement and marketplaces prices of cattle for slaughter and pigs for slaughter

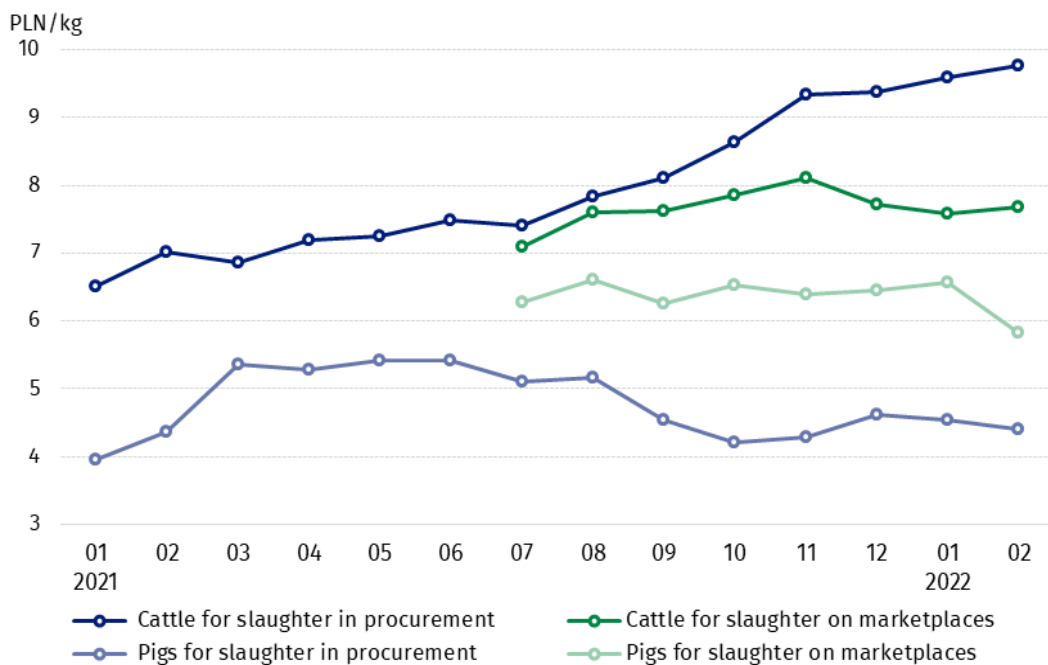
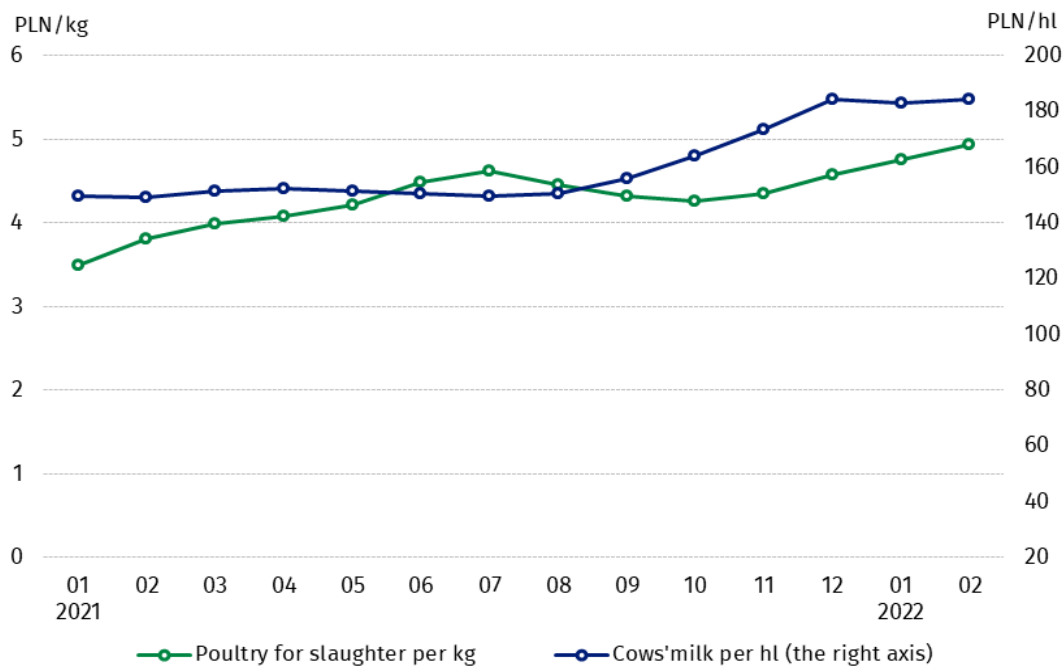


Chart 6. Procurement prices of poultry for slaughter and cows' milk



The differentiation of the level of prices of basic agricultural products in particular voivodships is presented in Table 2 for procurement prices and in Table 3 for prices obtained by farmers on marketplaces (Excel sheet). Due to the epidemiological situation (the threat of COVID-19 disease), it was not possible to obtain data on marketplace prices of agricultural products in some months of 2020 and 2021.

In case of quoting Statistics Poland data, please provide information: "Source of data: Statistics Poland", and in case of publishing calculations made on data published by Statistics Poland, please include the following disclaimer: "Own study based on figures from Statistics Poland".

Prepared by:
Trade and Services Department

Director Ewa Adach-Stankiewicz
Phone: (+48 22) 608 31 24

Press Office

Phone: (+48 22) 608 38 04

e-mail: obslugaprasowa@stat.gov.pl

Issued by:
**The Spokesperson for the President
of Statistics Poland**

Karolina Banaszek
Phone: (+48) 695 255 011

-  www.stat.gov.pl/en/
-  [@StatPoland](https://twitter.com/StatPoland)
-  [@GlownyUrzadStatystyczny](https://www.facebook.com/GlownyUrzadStatystyczny)
-  [gus_stat](https://www.instagram.com/gus_stat)
-  [glownyurządstatystycznygus](https://www.youtube.com/glownyurządstatystycznygus)
-  [glownyurządstatystyczny](https://www.linkedin.com/company/glownyurządstatystyczny)

Related information

[Socio-economic situation of the country in 2022](#)

[Procurement and prices of agricultural products in 2020](#)

[Prices in the national economy in 2020](#)

Data available in databases

[BDL - Prices in agriculture \(monthly and annual data\)](#)

[DBW - Prices in agriculture \(monthly and annual data\)](#)

Terms used in official statistics

[Procurement of agricultural products](#)

[Procurement prices](#)

[Marketplace](#)

[Marketplace prices](#)

