

Prices of agricultural products in July 2021

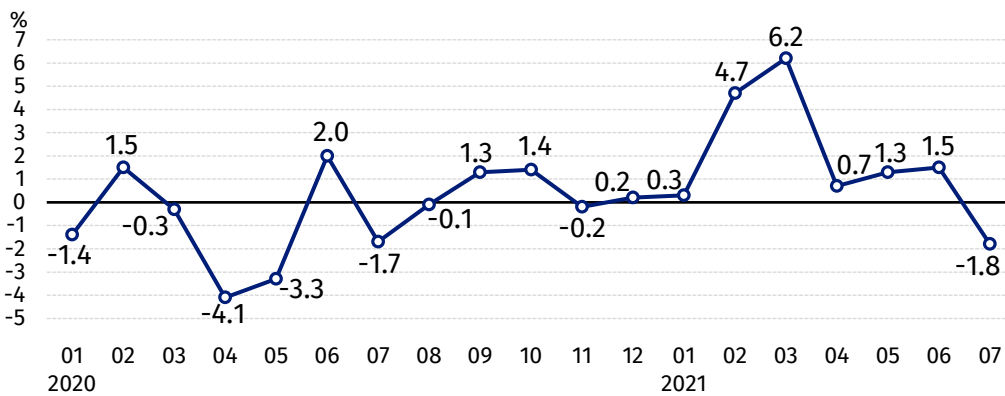
19.08.2021

↑ 16.4%

an increase in procurement prices of basic agricultural products in comparison with July 2020

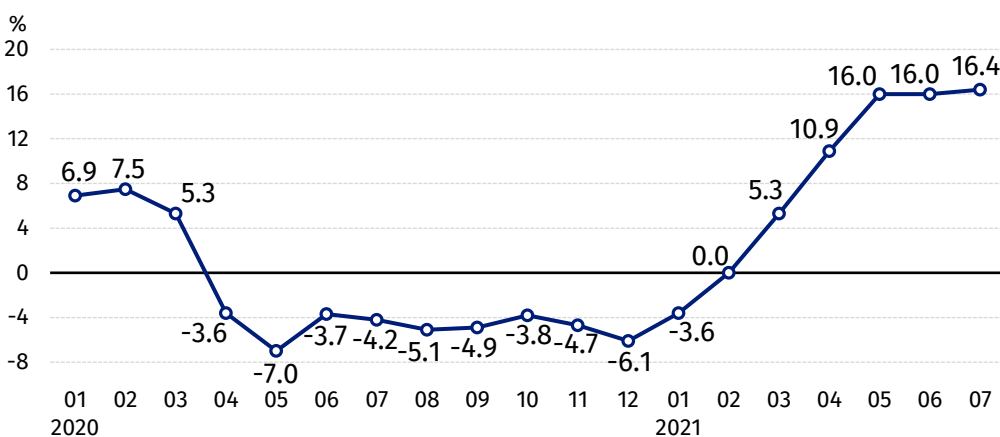
Procurement prices of basic agricultural products¹ decreased in July 2021 in comparison with the previous month (by 1.8%), while compared to the corresponding period of last year increased (by 16.4%).

Chart 1. Changes in procurement prices of basic agricultural products in relation to the previous month



Lower procurement prices of basic agricultural products in July 2021 in relation to June 2021 in terms of all products except poultry prices were recorded

Chart 2. Changes in procurement prices of basic agricultural products in relation to the previous year



Procurement prices of all basic agricultural products in July 2021 were higher than those recorded in July 2020

Procurement prices and marketplace prices received by farmers

In July 2021 compared to June this year, procurement prices of most agricultural products decreased. The prices of oat, maize and poultry were higher.

¹ Wheat, rye, cattle for slaughter, pigs for slaughter, poultry, cows' milk

Compared to the corresponding month of the previous year, in July 2021, both in procurement and on marketplaces the prices of agricultural products were higher except potatoes prices on marketplaces.

Table 1. Prices of agricultural products (excluding VAT) in July 2021

SPECIFICATION	Procurement prices			Marketplaces prices		
	07 2021			07 2021		
	in zloty	06 2021=100	07 2020=100	in zloty	06 ^a 2021=100	07 2020=100
Cereal grain² – per 1 dt						
Wheat	85.70	88.3	119.7	105.83	.	120.7
Rye	69.19	84.6	124.8	76.49	.	113.9
Barley	70.09	81.0	116.6	92.05	.	112.5
Triticale	74.75	83.7	118.6	86.13	.	114.9
Oat	64.09	105.6	112.8	75.17	.	105.1
Maize	101.16	103.3	134.8	115.28	.	114.1
Potatoes³ – per 1 dt	77.17	94.7	118.4	103.11	.	74.7
Animals for slaughter⁴ – per kg						
Cattle (excluding calves)	7.41	99.1	117.9	7.10	.	105.3
of which young cattle	7.55	99.4	118.5	7.35	.	105.3
Pigs	5.10	94.1	101.3	6.28	.	117.4
Poultry	4.62	102.9	128.9	.	.	.
Cows' milk – per 1 hl	149.45	99.5	114.4	.	.	.

a – No data; due to the epidemiological situation (the state of danger of COVID-19 disease), it was not possible to obtain data on prices of agricultural products on marketplaces.

Data on procurement prices were calculated on the basis of information on value and quantity of procurement by legal persons and independent organizational entities without legal personality (without natural persons). Indices of procurement prices and prices received by farmers on marketplaces were calculated on the basis of absolute data expressed with more precision than in the tables.

Prices of major agricultural products in July 2021

In July 2021 procurement prices of **wheat** (85.70 PLN/dt) were lower than a month before by 11.7% but higher in comparison with July 2020 – by 19.7%. On marketplaces, 105.83 PLN was paid for 1 dt of wheat, i.e. 20.7% more than a year ago.

The price of **rye** in procurement amounted to 69.19 PLN per dt, i.e. by 15.4% less than in June this year, but by 24.8% more in comparison with the corresponding period of last year. In marketplace transactions, rye prices increased to 76.49 PLN per dt, i.e. in an annual terms were higher by 13.9%.

In July 2021 procurement price of **potatoes** dropped to 77.17 PLN per dt and was lower on a monthly basis by 5.3%, while higher in an annual terms by 18.4%. On marketplaces, 103.11 PLN was paid per 1 dt of potatoes, i.e. by 25.3% less than a year ago.

The procurement price of **cattle for slaughter** (7.41 PLN/kg) in July 2021 decreased as related to the previous month by 0.9% but in comparison with July 2020 were higher by 17.9%. On marketplaces 7.10 PLN per kg was paid for cattle for slaughter, i.e. by 5.3% more than in July 2020.

² Procurement prices – excluding sowing seed.

³ Marketplaces prices – edible excluding early kinds.

⁴ Marketplaces prices – average weighted price of cattle for slaughter calculated with the adoption of the structure of procurement quantity of young cattle and cows for slaughter.

The price of **pigs for slaughter** in procurement amounted 5.10 PLN per kg and was lower by 5.9% in comparison with the previous month, while higher in an annual terms by 1.3%. On marketplaces, 6.28 PLN was paid for 1 kg of this livestock, i.e. 17.4% more than a year ago.

Procurement prices of **poultry for slaughter** (4.62 PLN/kg) increased both in relation to the previous month and to July 2020 - respectively by 2.9% and by 28.9%.

149.45 PLN was paid in procurement for 1 hl of cows' **milk**, i.e. by 0.5% less than a month ago but by 14.4% more than a year ago.

Chart 3. Procurement and marketplaces prices of wheat and rye

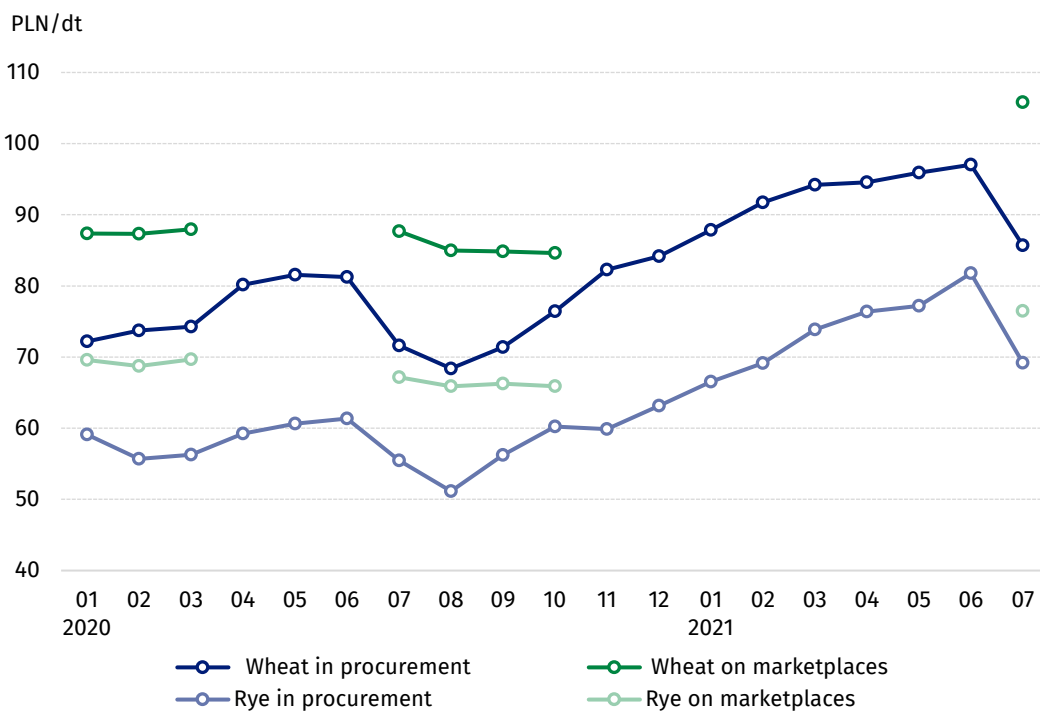


Chart 4. Procurement and marketplaces prices of potatoes

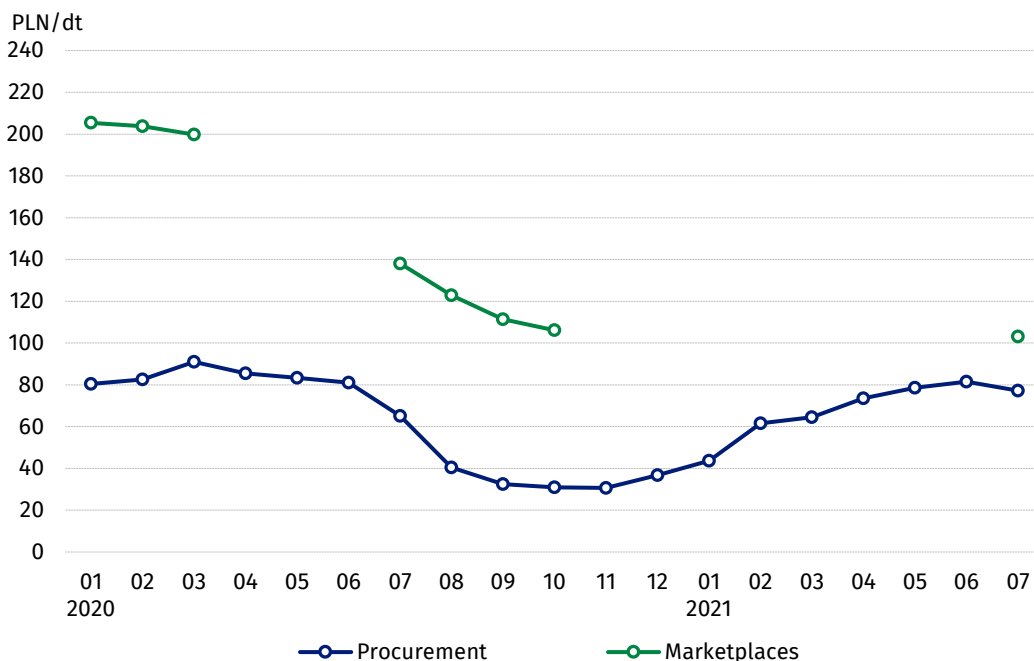


Chart 5. Procurement and marketplaces prices of cattle for slaughter and pigs for slaughter

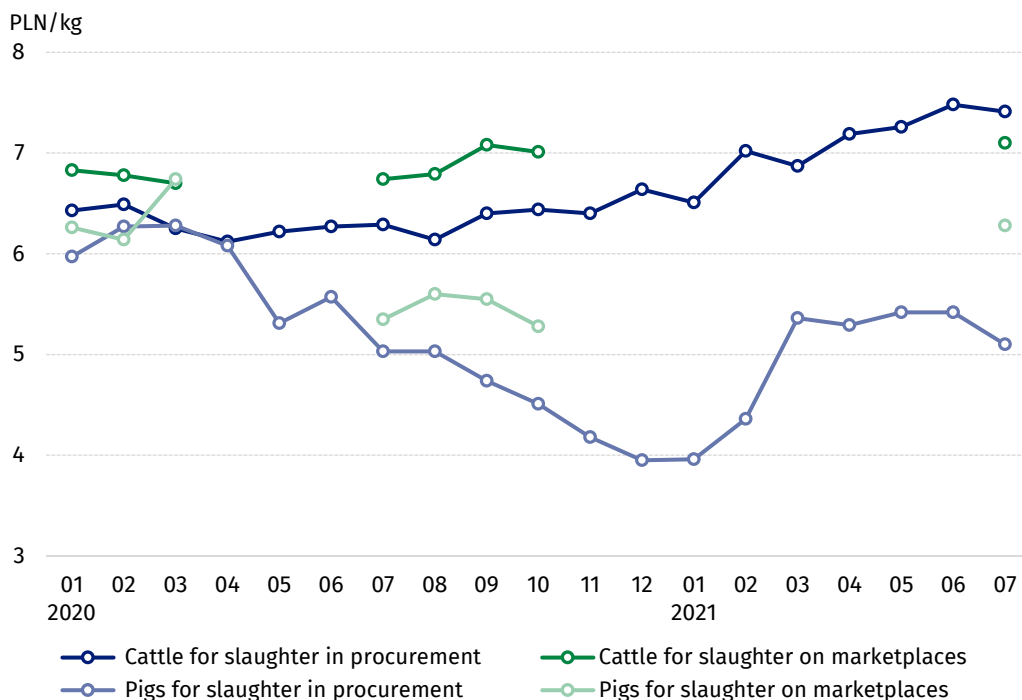
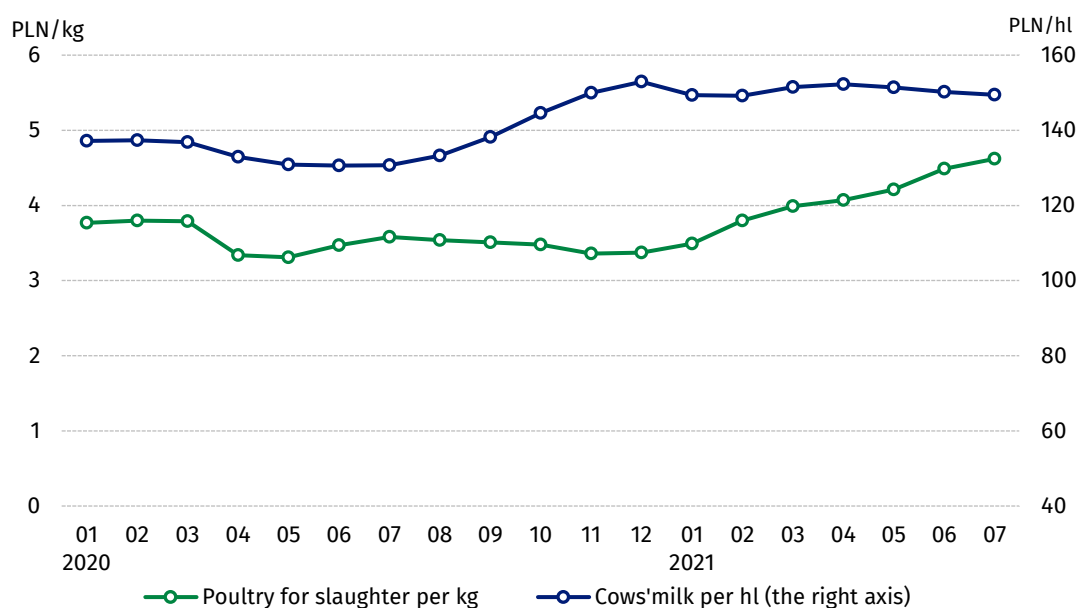


Chart 6. Procurement prices of poultry for slaughter and cows' milk



The differentiation of the level of prices of basic agricultural products in particular voivodships is presented in Table 2 for procurement prices and in Table 3 for prices obtained by farmers on marketplaces (Excel sheet).

In case of quoting Statistics Poland data, please provide information: "Source of data: Statistics Poland", and in case of publishing calculations made on data published by Statistics Poland, please include the following disclaimer: "Own study based on figures from Statistics Poland".

Prepared by:

Trade and Services Department

Director Ewa Adach-Stankiewicz

Office: tel. (+48 22) 608 30 67

Issued by:

The Spokesperson for the President

Of Statistics Poland

Karolina Banaszek

Mobile: (+48) 695 255 011

Press Office

Office: Tel. +48 22) 608 34 91. 22 608 38 04

e-mail: obslugaprasowa@stat.gov.pl



www.stat.gov.pl/en/



[@StatPoland](https://twitter.com/StatPoland)



[@GlownyUrzadStatystyczny](https://www.facebook.com/GlownyUrzadStatystyczny)

Related information

[Socio-economic situation of the country in 2021](#)

[Procurement and prices of agricultural products in 2020](#)

[Prices in the national economy in 2019](#)

Data available in databases

[BDL - Prices in agriculture \(monthly and annual data\)](#)

[DBW - Prices in agriculture \(monthly and annual data\)](#)

Terms used in official statistics

[Procurement of agricultural products](#)

[Procurement prices](#)

[Marketplace](#)

[Marketplace prices](#)