

Price indices of sold production of industry in June 2020

20.07.2020


0.8%

the drop of producer prices in industry in comparison with June 2019

According to preliminary data in June 2020 the prices of sold production of industry increased compared to the one recorded in May this year by 0.4%. However, the prices decreased compared to the same month of the previous year by 0.8%.

Table 1. Price indices of sold production of industry in June 2020

SPECIFICATION	V 2020		VI 2020		I-VI 2020
	IV 2020=100	corresponding period 2019=100	V 2020=100	XII 2019=100	I-VI 2019
TOTAL	99.8*	98.3*	99.2	100.4	99.5
Mining and quarrying	101.2*	99.4*	103.6	102.7	98.7
Manufacturing	99.7*	97.6*	98.5	100.3	99.0
Electricity, gas, steam and air conditioning supply	100.1	102.5	101.9	100.1	102.8
Water supply; sewerage, waste management and remediation activities	100.2*	106.0*	105.8	100.2	105.7

* Data revised.

According to preliminary data, **the prices of sold production of industry** in June 2020 increased by 0.4% compared to the previous month. Prices increased in all industry sections. Prices the most increased in section **mining and quarrying** by 2.7%, of which in mining of metal ores - by 6.4% with the drop of prices in mining of coal and lignite by 0.3%. The prices in **manufacturing** increased by 0.3%. Prices the most increased in manufacture of coke and refined petroleum products (by 16.0%). The prices growth was recorded also, among other things, in manufacture: of pharmaceutical products (by 0.9%), of tobacco products (by 0.3%) as well as of beverages and printing and reproduction of recorded media (by 0.1% each). The prices in manufacture of electrical equipment remained unchanged in comparison with month before. However, the prices decreased, among other things, in manufacture: of computer, electronic and optical products as well as of other transport equipment (by 0.2% each), of metal products, of machinery and equipment as well as of motor vehicles, trailers and semi-trailers (by 0.3% each), of food products (by 0.4%), of wearing apparel as well as of chemicals and chemical products (by 0.5% each). The drop of prices was recorded also in manufacture: of leather and related products and of paper and paper products as well as of furniture (by 0.6% each), of products of wood, cork, straw and wicker as well as of rubber and plastic products and of other non-metallic mineral products (by 0.7% each), of textiles (by 0.9%) and of basic metals (by 1.5%). The prices in section **water supply; sewerage, waste management and remediation activities** increased by 0.2% and in section **electricity, gas, steam and air conditioning supply** – by 0.1%.

Among divisions of manufacturing in June 2020 in comparison with the previous month the prices the most increased in manufacture of coke and refined petroleum products by 16.0%

In June 2020 **the prices of sold production of industry** were lower by 0.8% than a year earlier. The deepest drop of prices was recorded in **manufacturing** by 1.5%. Among divisions of manufacturing the deepest prices drop was recorded in manufacture of coke and refined petroleum products (by 22.2%). The prices also decreased ,among other things, in manufacture: of basic metals (by 6.9%), of chemicals and chemical products (by 5.2%), of printing and reproduction of recorded media (by 2.2%), of beverages (by 1.3%), of paper and paper products (by 1.2%), of rubber and plastic products (by 0.8%), of furniture (by 0.7%), of computer, electronic and optical products (by 0.5%). The prices in manufacture of wearing apparel remained unchanged. However, the growth of prices was recorded, among other things, in manufacture: of products of wood, cork, straw and wicker as well as of other non-metallic mineral products (by 0.3% each), of metal products (by 0.6%), of textiles (by 0.7%), of machinery and equipment (by 1.2%), of food products (by 1.5%), of electrical equipment (by 1.9%), of leather and related products (by 2.7%), of motor vehicles, trailers and semi-trailers (by 3.2%) as well as of other transport equipment (by 3.6%), of pharmaceutical products (by 4.0%) and of tobacco products (by 6.4%). The price increase was recorded in the section **water supply; sewerage, waste management and remediation activities** by 5.8%. The prices in **mining and quarrying** increased by 3.6%, of which in mining of metal ores- by 11.6 % with the prices drop in mining of coal and lignite by 1.9%. The prices in section **electricity, gas, steam and air conditioning supply** rose by 1.9%.

In June 2020, compared to the same month of the previous year, the deepest decrease in prices was recorded in manufacture of coke and refined petroleum products by 22.2 %

Chart 1. Prices changes of sold production of industry in 2019-2020 in relation to the previous period (in %)

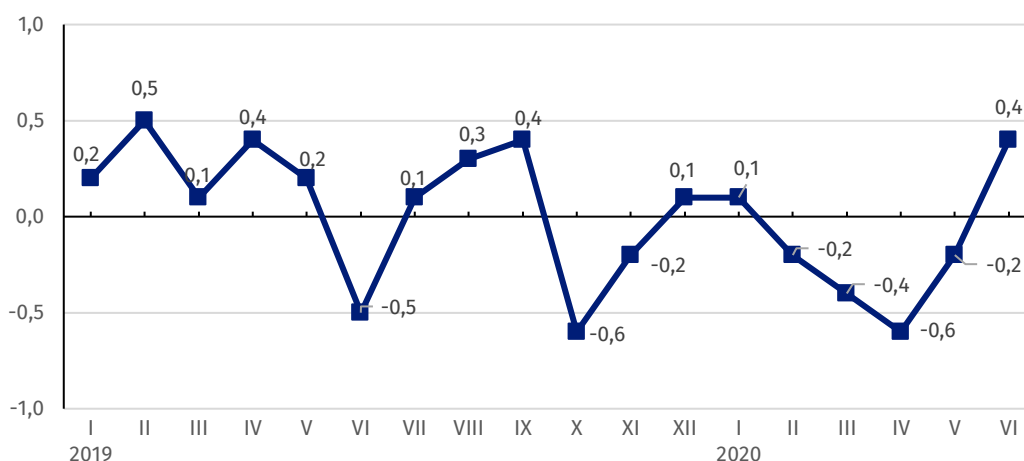


Chart 2. Prices changes of sold production of industry in 2019-2020 in relation to the same period of the previous year (in %)

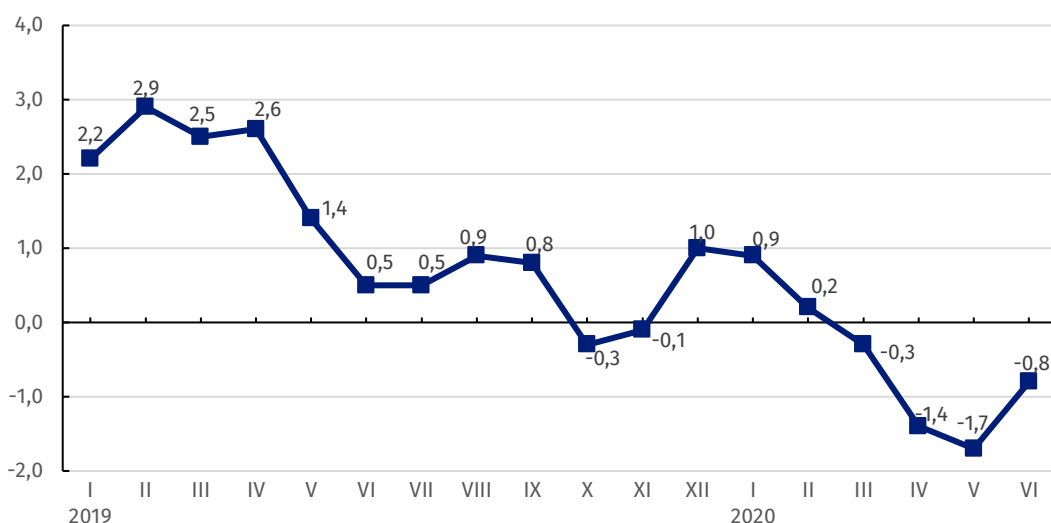
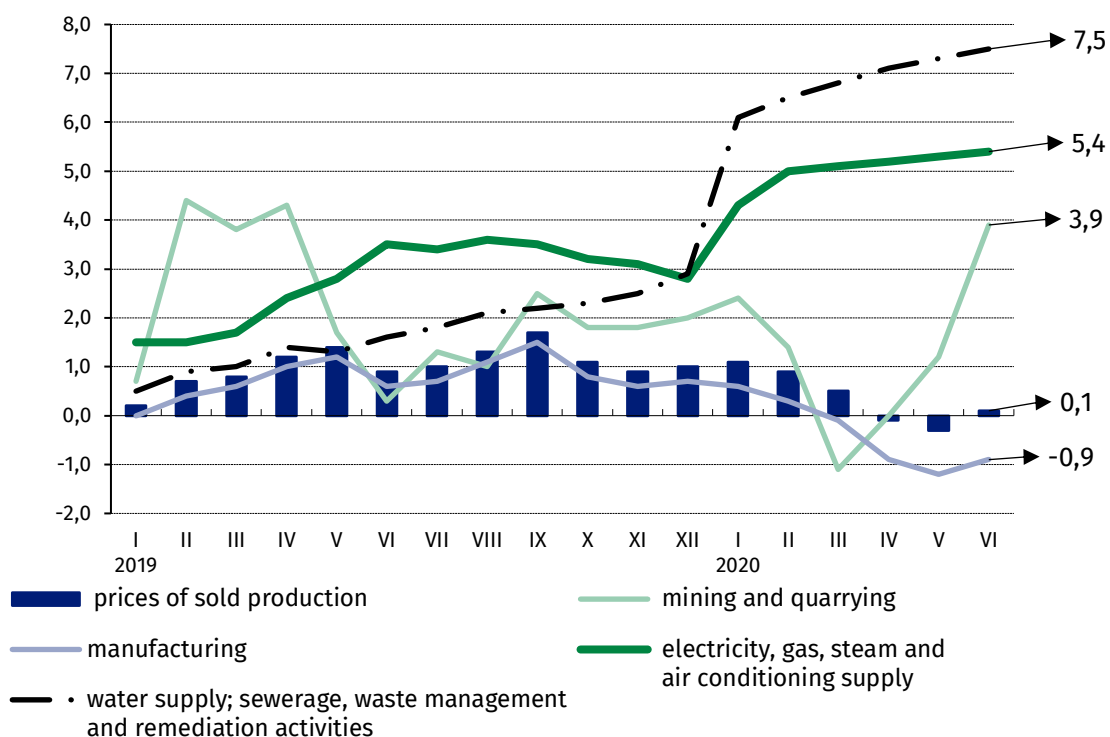


Chart 3. Prices changes of sold production of industry by sections NACE in 2019-2020 in relation to XII 2018 (in %)



In case of quoting Statistics Poland data, please provide information: "Source of data: Statistics Poland", and in case of publishing calculations made on data published by Statistics Poland, please include the following disclaimer: "Own study based on figures from Statistics Poland".

Prepared by:

The Trade and Services Department

Director Ewa Adach-Stankiewicz

Office: tel. (+48 22) 608 31 24

Issued by:

The Spokesperson for the President

of Statistics Poland

Karolina Banaszek

Mobile: (+48) 695 255 011

Press Office

Office: tel. (+48 22) 608 34 91, 608 38 04

e-mail: obslugaprasowa@stat.gov.pl



www.stat.gov.pl/en/



@StatPoland



@GlownyUrzadStatystyczny

Related information

[Statistical Bulletin](#)

[News Releases](#)

Data available in databases

[Analytical Platform - Knowledge Databases](#)

[Macroeconomic Data Bank](#)

[Prices indices \(Topics: Prices, Trade\)](#)

Terms used in official statistics

[Price index of sold production of industry](#)