

Price indices of sold production of industry in April 2020

21.05.2020


1.3%

the drop of producer prices in industry in comparison with April 2019

According to preliminary data in April 2020 the prices of sold production of industry decreased compared to the same month of the previous year by 1.3% and compared to March 2020 by 0.6%.

Table 1. Price indices of sold production of industry in April 2020

SPECIFICATION	III 2020=100		IV 2020=100		I-IV 2020	
	II 2020=100	corresponding period 2019=100	III 2020=100	XII 2019=100	I-IV 2019	
TOTAL	99.6*	99.7*	98.7	99.4	98.9	99.8
Mining and quarrying	97.5*	95.2*	96.0	101.3	98.2	97.4
Manufacturing	99.6*	99.3*	98.1	99.2	98.4	99.4
Electricity, gas, steam and air conditioning supply	100.1*	103.3	102.8	100.1	102.4	103.1
Water supply; sewerage, waste management and remediation activities	100.3*	105.8*	105.5	100.2	104.0	105.6

* Data revised.

According to preliminary data, **the prices of sold production of industry** in April 2020 fell by 0.6% in comparison with the previous month. The prices in **manufacturing** decreased by 0.8%. The deepest drop of prices was recorded in manufacture of coke and refined petroleum products (by 16.8%). The prices also decreased in manufacture: of food products, of pharmaceutical products (by 0.2% each), of beverages (by 0.1%). The prices in printing and reproduction of recorded media remained unchanged in comparison with month before. However, the growth of prices was recorded, among others, in manufacture: of leather and related products, of chemicals and chemical products, of electrical equipment (by 0.1% each), of textiles, of paper and paper products, of computer, electronic and optical products (by 0.2% each), of other non-metallic mineral products (by 0.3%), of wearing apparel, of products of wood, cork, straw and wicker, of furniture (by 0.4% each), of rubber and plastic products (by 0.5%), of tobacco products, of metal products (by 0.6% each), of basic metals (by 0.7%), of machinery and equipment, of motor vehicles, trailers and semi-trailers (by 0.8% each), of other transport equipment (by 1.0%). The prices in **mining and quarrying** increased by 1.3%, of which in mining of metal ores by 3.2% and in mining of coal and lignite by 0.3%. The prices in section **water supply; sewerage, waste management and remediation activities** increased by 0.2% and in section **electricity, gas, steam and air conditioning supply** by 0.1%.

Among divisions of manufacturing in April 2020 in comparison with the previous month the prices the most decreased in manufacture of coke and refined petroleum products by 16.8%

In April 2020 **the prices of sold production of industry** were lower by 1.3% than a year earlier. The deepest drop of prices was recorded in **mining and quarrying** by 4.0%, of which in mining of metal ores by 6.8% and in mining of coal and lignite by 2.0%. The prices in **manufacturing** decreased by 1.9%. The deepest prices drop was recorded in manufacture of coke and refined petroleum products (by 38.0%). The prices also decreased, among other things, in manufacture: of basic metals (by 5.1%), of chemicals and chemical products (by 3.4%), of paper and paper products (by 2.3%), of printing and reproduction of recorded media (by 1.6%), of computer, electronic and optical products (by 1.4%). However, the growth of prices was recorded, among other things, in manufacture: of textiles (by 0.1%), of furniture (by 0.3%), of rubber and plastic products (by 0.4%), of products of wood, cork, straw and wicker (by 0.7%), of metal products (by 0.8%), of beverages (by 0.9%), of machinery and equipment (by 1.0%), of leather and related products (by 1.1%), of other non-metallic mineral products (by 1.3%), of electrical equipment (by 1.4%), of wearing apparel (by 1.6%), of motor vehicles, trailers and semi-trailers (by 3.4%), of other transport equipment (by 3.7%), of tobacco products (by 3.8%). The highest prices growth was recorded in food products (by 3.9%) as well as in pharmaceutical products (by 4.3%). The prices in section **water supply; sewerage, waste management and remediation activities** increased by 5.5% and in section **electricity, gas, steam and air conditioning supply** rose by 2.8%.

In April 2020, compared to the same month of the previous year, the deepest decrease in prices was recorded in manufacture of coke and refined petroleum products by 38.0 %

Chart 1. Prices changes of sold production of industry in 2019-2020 in relation to the previous period (in %)

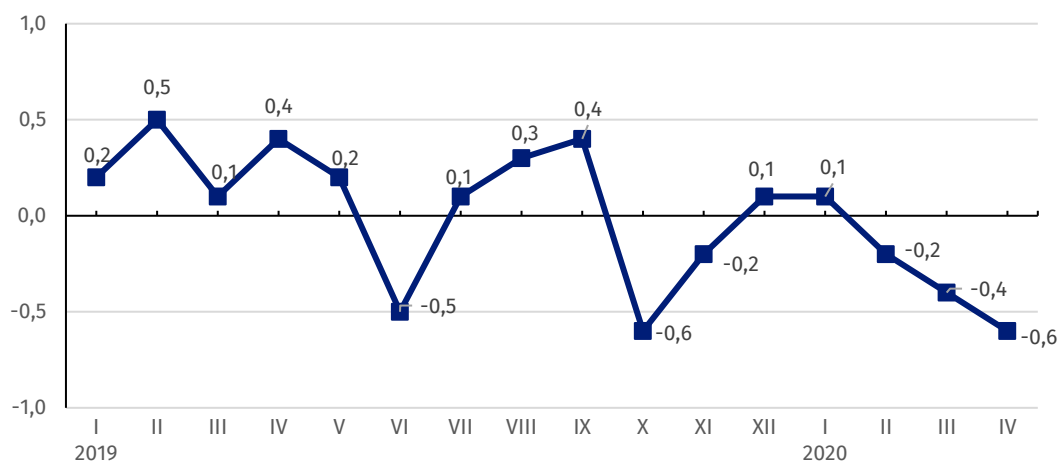


Chart 2. Prices changes of sold production of industry in 2019-2020 in relation to the same period of the previous year (in %)

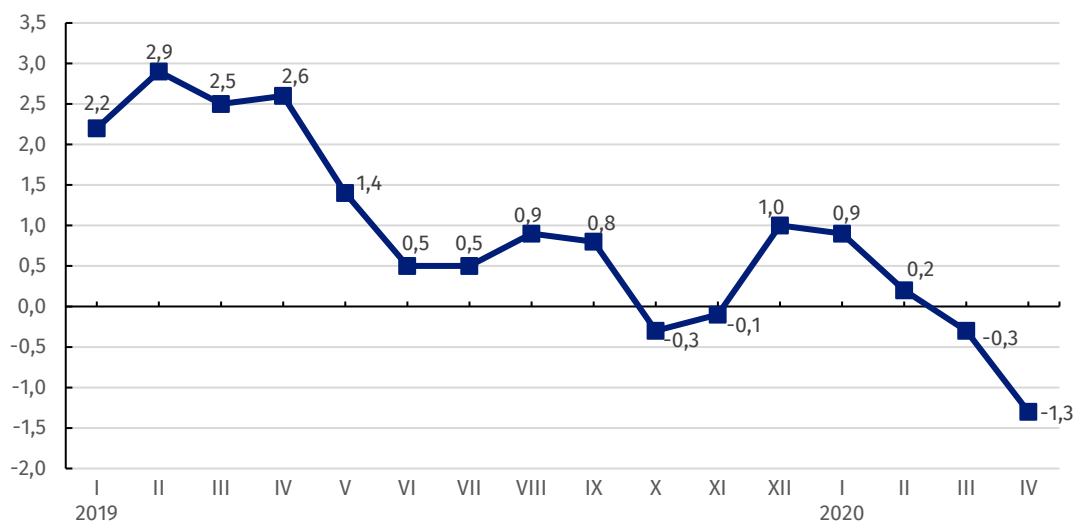
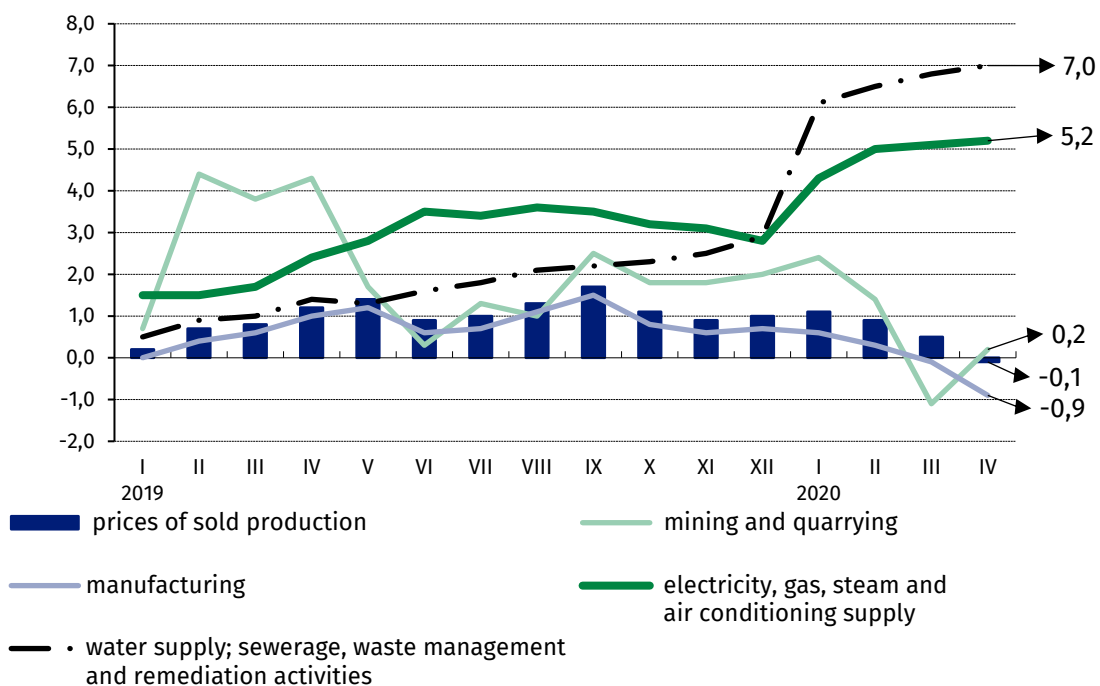


Chart 3. Prices changes of sold production of industry by sections NACE in 2019-2020 in relation to XII 2018 (in %)



Prepared by:

The Trade and Services Department

Director Ewa Adach-Stankiewicz

Office: tel. (+48 22) 608 31 24

Issued by:

The Spokesperson for the President

of Statistics Poland

Karolina Banaszek

Mobile: (+48) 695 255 011

Press Office

Office: tel. (+48 22) 608 34 91, 608 38 04

e-mail: obslugaprasowa@stat.gov.pl



www.stat.gov.pl/en/



[@StatPoland](https://twitter.com/StatPoland)



[@GlownyUrzadStatystyczny](https://www.facebook.com/GlownyUrzadStatystyczny)

Related information

[Statistical Bulletin](#)

[News Releases](#)

Data available in databases

[Analytical Platform - Knowledge Databases](#)

[Macroeconomic Data Bank](#)

[Prices indices \(Topics: Prices, Trade\)](#)

Terms used in official statistics

[Price index of sold production of industry](#)