

Price indices of sold production of industry in November 2019

19.12.2019



the drop of producer prices in industry in comparison with the corresponding month of the last year

According to preliminary data in November 2019 the prices of sold production of industry were lower in comparison with the previous month by 0.2%. In comparison with the corresponding month of the last year the prices decreased by 0.1%.

Table 1. Price indices of sold production of industry in November 2019

SPECIFICATION	X 2019		XI 2019		I-XI 2019	
	IX 2019=100	corresponding period 2018=100	X 2019=100	XII 2018=100	I-XI 2018=100	
TOTAL	99.4*	99.7*	99.9	99.8	100.9	101.3
Mining and quarrying	99.3	101.8	101.2	100.0	101.8	102.4
Manufacturing	99.3*	99.2*	99.5	99.8	100.6	100.8
Electricity, gas, steam and air conditioning supply	99.7*	103.9*	103.1	99.9	103.1	104.5
Water supply; sewerage, waste management and remediation activities	100.1	102.6	102.6	100.1	102.4	102.4

* Data revised.

In November in comparison with the previous month the prices in industry decreased by 0.2%. The same drop in prices was recorded in the section manufacturing. However, prices increased in water supply; sewerage, waste management and remediation activities by 0.1%. In annual terms the prices drop was noticed in industry by 0.1%, of which in manufacturing by 0.5%. Prices in other sections of industry increased

According to preliminary data, **the prices of sold production of industry** in November 2019 were lower by 0.2% in comparison with the previous month. The prices in **manufacturing** decreased also by 0.2%. The largest prices drop was registered in manufacture of basic metals (by 1.9%). The prices decrease was also noticed, among others, in manufacture: of coke and refined petroleum products (by 1.0%), of printing and reproduction of recorded media (by 0.9%), of paper and paper products, of chemicals and chemical products, of computer, electronic and optical products (by 0.5% each), of rubber and plastic products, of other non-metallic mineral products (by 0.4% each), of leather and related products, of furniture (by 0.2% each), of textiles, of wearing apparel, of metal products, of motor vehicles, trailers and semi-trailers (by 0.1% each). The prices of manufacture of products of wood, cork, straw and wicker remained unchanged to the ones recorded in the previous month. However, the prices increased, among others, in manufacture: of machinery and equipment (by 0.1%), of food products, of beverages, of electrical equipment (by 0.2% each), of tobacco products, of other transport equipment (by 0.3% each), of pharmaceutical products (by 0.6%). The prices dropped in **electricity, gas, steam and air conditioning supply** by 0.1%. The prices in **mining and quarrying** remained unchanged to the ones recorded in the previous month with the drop of prices in mining of coal and lignite by 0.4% and their growth in mining of metal ores by 0.4%. The prices in section **water supply; sewerage, waste management and remediation activities** increased by 0.1%.

Among divisions of manufacturing the biggest drop of prices was recorded in November 2019 in comparison with the previous month in manufacture of basic metals by 1.9% (in comparison with December last year the prices drop was recorded by 5.4%)

In November 2019 **the prices of sold production of industry** were lower by 0.1% than a year earlier. The prices drop, among industry sections, was recorded only in **manufacturing** by 0.5%. The largest prices drop was recorded in manufacture of basic metals (by 6.5%). The prices also decreased, among other things, in manufacture: of chemicals and chemical products (by 4.0%), of paper and paper products (by 3.6%), of coke and refined petroleum products (by 3.0%), of computer, electronic and optical products (by 2.8%), of printing and reproduction of recorded media (by 2.1%), of rubber and plastic products (by 2.0%), of products of wood, cork, straw and wicker (by 1.8%), of textiles (by 1.1%), of machinery and equipment (by 0.9%), of metal products, of furniture (by 0.8% each), of beverages (by 0.5%). However, the rise of prices was recorded, among other things, in manufacture: of leather and related products (by 0.7%), of wearing apparel (by 1.2%), of pharmaceutical products, of electrical equipment (by 1.7% each), of motor vehicles, trailers and semi-trailers (by 1.8%), of other non-metallic mineral products (by 2.2%), of food products, of other transport equipment (by 2.5% each), of tobacco products (by 4.3%). The prices increased in section **mining and quarrying** by 1.2%, of which in mining of metal ores by 1.5% as well as in mining of coal and lignite by 0.1%. The prices in section **water supply; sewerage, waste management and remediation activities** rose by 2.6%. The largest price growth was recorded in section **electricity, gas, steam and air conditioning supply** by 3.1%.

The deepest drop of prices in comparison with November of the previous year was recorded in manufacture of basic metals by 6.5%

Chart 1. Prices changes of sold production of industry in 2018-2019 in relation to the previous period

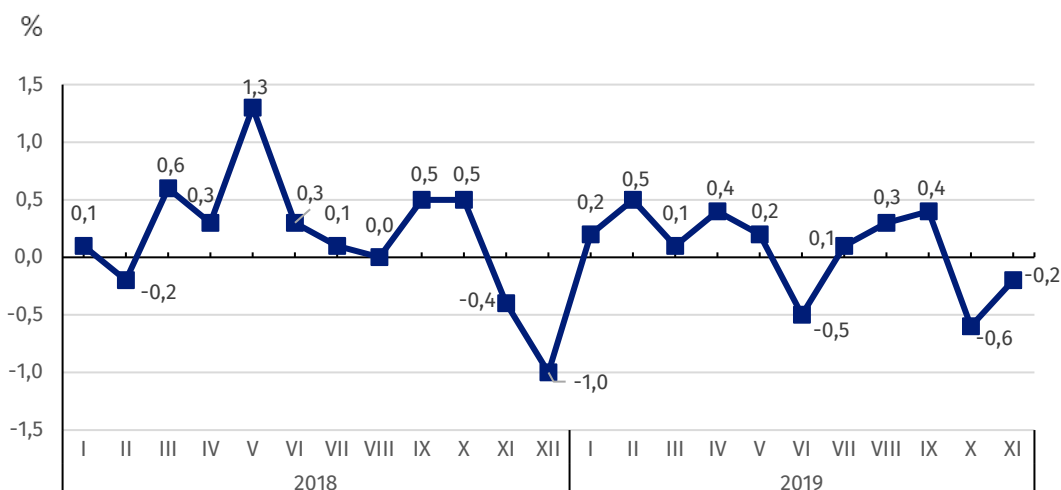


Chart 2. Prices changes of sold production of industry in 2018-2019 in relation to the same period of the previous year

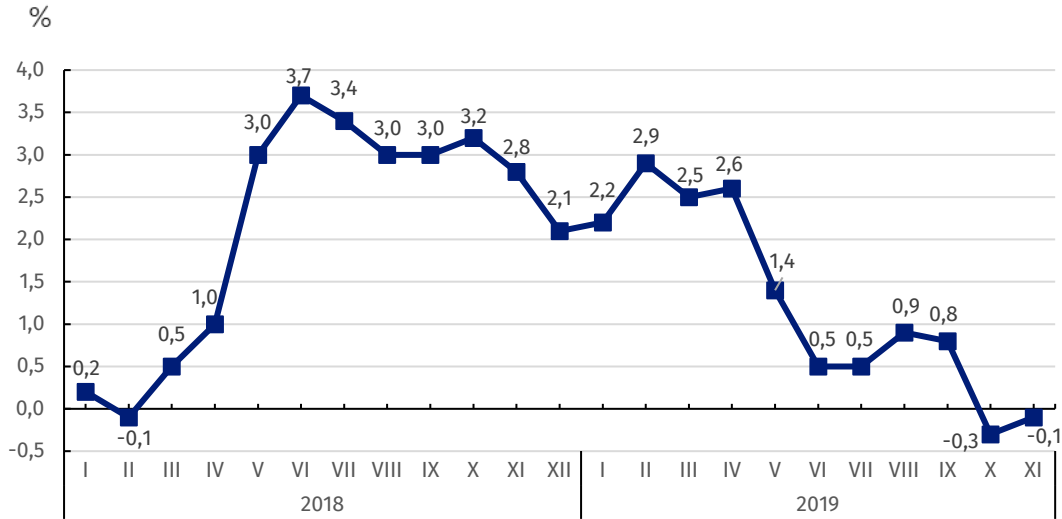


Chart 3. Prices changes of sold production of industry in 2018-2019 in relation to XII 2017

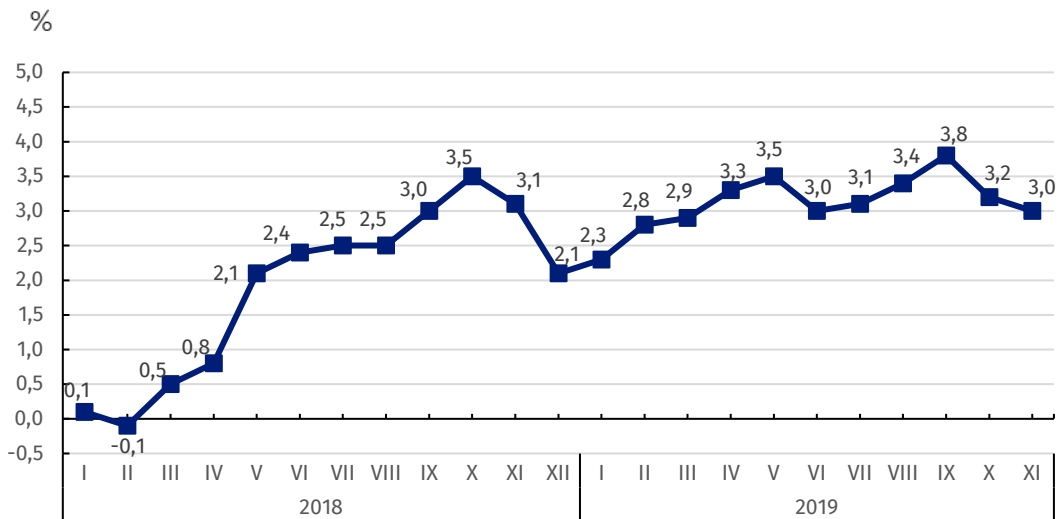
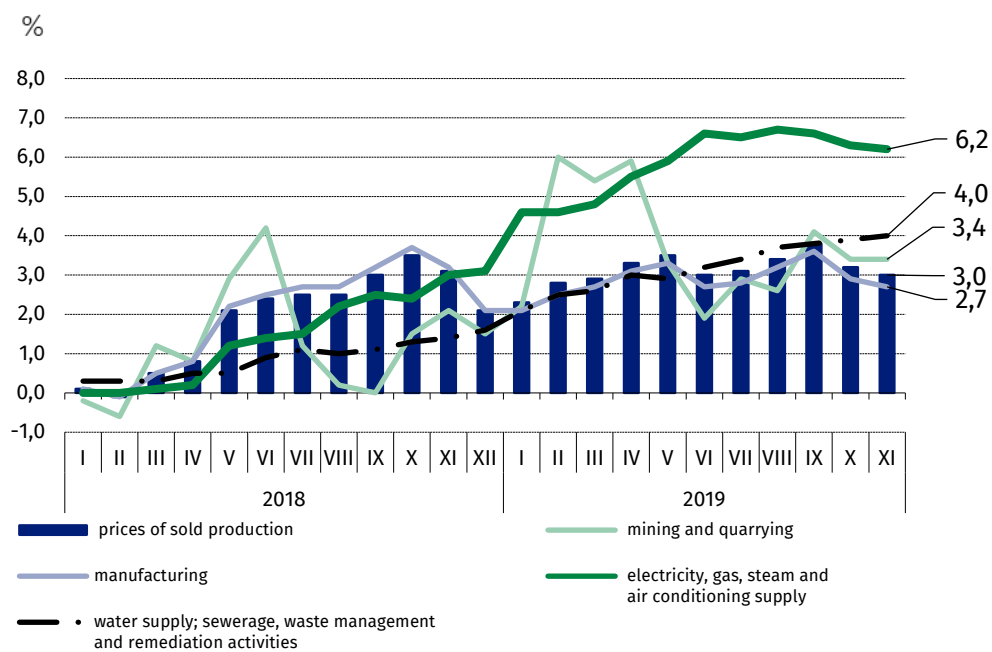


Chart 4. Prices changes of sold production of industry by sections NACE in 2018-2019 in relation to XII 2017



Prepared by:

The Trade and Services Department

Bożena Kudelska

Tel: +48 22 608 36 07

e-mail: B.Kudelska@stat.gov.pl

Issued by:

The Spokesperson for the President

of the Statistic Poland

Karolina Banaszek

Tel: +48 22 608 34 75. +48 22 608 30 09

e-mail: rzecznik@stat.gov.pl

Press Office

Tel: +48 22 608 34 91. +48 22 608 38 04

e-mail: obslugaprasowa@stat.gov.pl



www.stat.gov.pl/en/



[@StatPoland](https://twitter.com/StatPoland)



[@GlownyUrzadStatystyczny](https://www.facebook.com/GlownyUrzadStatystyczny)

Related information

[Statistical Bulletin](#)

[News Releases](#)

Data available in databases

[Analytical Platform - Knowledge Databases](#)

[Macroeconomic Data Bank](#)

[Prices indices \(Topics: Prices, Trade\)](#)

Terms used in official statistics

[Price index of sold production of industry](#)