

Price indices of sold production of industry in July 2019

21.08.2019


0.1%

the growth of producer prices in industry in comparison with the previous month

According to preliminary data in July 2019 the prices of sold production of industry were higher in comparison with the previous month by 0.1%. In comparison with the corresponding period of the last year the prices increased by 0.6%.

Table 1. Price indices of sold production of industry in July 2019

SPECIFICATION	VI 2019		VII 2019		I-VII 2019
	V 2019=100	corresponding period 2018=100	VI 2019=100	XII 2018=100	I-VII 2018=100
TOTAL	99.5*	100.5*	100.6	100.1	101.0
Mining and quarrying	98.6	97.7*	101.7	101.1	101.4
Manufacturing	99.4*	100.2*	100.0	100.1	100.7
Electricity, gas, steam and air conditioning supply	100.7*	105.2*	105.1	100.0	103.5
Water supply; sewerage, waste management and remediation activities	100.3*	102.4*	102.2	100.0	101.6

* Data revised.

In July in comparison with the previous month prices growth was recorded in industry by 0.1%, of which in mining and quarrying by 1.1% as well as in manufacturing by 0.1%. However, in annual terms the growth of prices was noticed in all sections of industry except manufacturing where prices remained unchanged to the ones recorded in July of the previous year

According to preliminary data, the prices of sold production of industry in July 2019 were by 0.1% higher in comparison with the previous month. The prices growth was recorded in mining and quarrying by 1.1%, of which in mining of metal ores by 3.1% as well as in mining of coal and lignite by 0.4%. The prices increased in manufacturing by 0.1%, of which the most in manufacture of coke and refined petroleum products (by 1.4%). The prices growth was also noticed, among others, in manufacture: of tobacco products (by 1.0%), of pharmaceutical products (by 0.5%), of food products (by 0.4%), of leather and related products (by 0.3%), of paper and paper products (by 0.2%), of printing and reproduction of recorded media, of machinery and equipment, of other transport equipment (by 0.1% each). The prices of products of wood, cork, straw and wicker as well as manufacture of motor vehicles, trailers and semi-trailers remained unchanged to the ones recorded in the previous month. However, the prices decreased, among others, in manufacture: of beverages, of metal products, of computer, electronic and optical products (by 0.1% each), of furniture (by 0.2%), of chemicals and chemical products, of other non-metallic mineral products (by 0.3% each), of wearing apparel, of rubber and plastic products (by 0.4% each), of textiles (by 0.5%), of basic metals (by 0.9%). Prices in sections electricity, gas, steam and air conditioning supply as well as in water supply; sewerage, waste management and remediation activities remained unchanged to the ones recorded in the previous month.

In July 2019 in comparison with the previous month the biggest growth of prices was recorded in manufacture of coke and refined petroleum products by 1.4% (in comparison with December last year the prices growth was recorded by 10.0%)

In July 2019 the prices of sold production of industry were by 0.6% higher than a year earlier. The largest increase in prices was recorded in section electricity, gas, steam and air conditioning supply by 5.1%. Prices also increased in section water supply; sewerage, waste management and remediation activities by 2.2% as well as in section mining and quarrying by 1.7%, of which in mining of coal and lignite by 4.0% with the drop of prices in mining of metal ores by 2.3%. The prices in manufacturing shaped at a similar level to that recorded in July 2018. The biggest growth was recorded in manufacture of other non-metallic mineral products (by 3.8%). The rise of prices was recorded, among other things, also in manufacture: of pharmaceutical products (by 3.0%), of leather and related products (by 2.6%), of tobacco products (by 2.3%), of other transport equipment (by 2.0%), of food products (by 1.7%), of electrical equipment (by 0.8%), of metal products (by 0.6%), of beverages (by 0.4%), of furniture (by 0.3%), of motor vehicles, trailers and semi-trailers (by 0.1%). However, the drop of prices was recorded, among other things, in manufacture: of textiles (by 0.1%), of wearing apparel, of machinery and equipment (by 0.3% each), of printing and reproduction of recorded media (by 0.6%), of chemicals and chemical products (by 0.9%), of products of wood, cork, straw and wicker (by 1.1%), of rubber and plastic products (by 1.2%), of paper and paper products, of computer, electronic and optical products (by 1.4% each), of basic metals (by 2.0%) as well as of coke and refined petroleum products (by 2.2%).

The biggest growth of prices in comparison with July of the previous year was recorded in manufacture of other non-metallic mineral products by 3.8% (in comparison with December last year the prices increased by 2.3%)

Chart 1. Prices changes of sold production of industry in 2018-2019 in relation to the previous period



Chart 2. Prices changes of sold production of industry in 2018-2019 in relation to the same period of the previous year

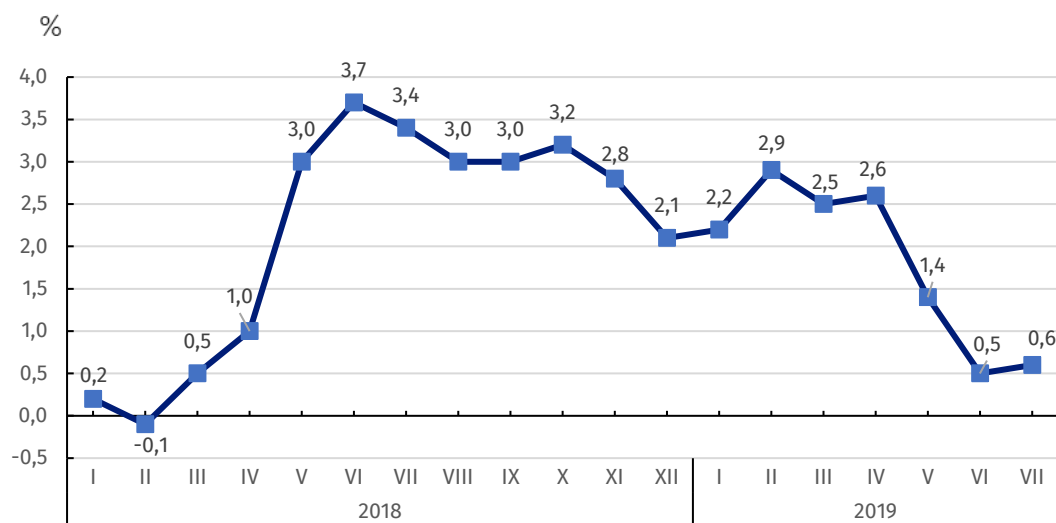


Chart 3. Prices changes of sold production of industry in 2018-2019 in relation to XII 2017

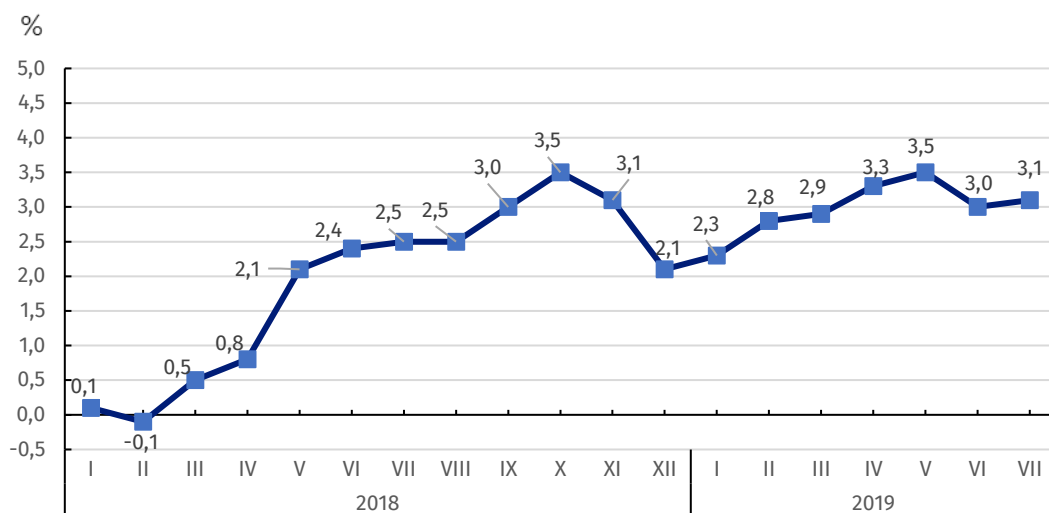
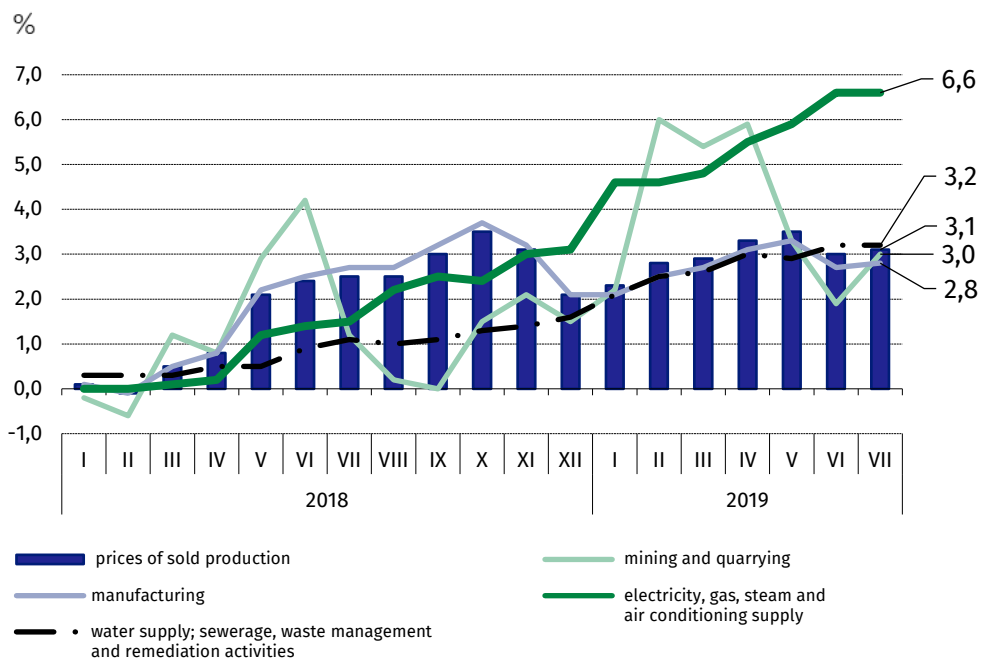


Chart 4. Prices changes of sold production of industry by sections NACE in 2018-2019 in relation to XII 2017



Prepared by:

The Trade and Services Department

Bożena Kudelska

Tel: +48 22 608 36 07

e-mail: B.Kudelska@stat.gov.pl

Issued by:

**The Spokesperson for the President
of the Statistic Poland**

Karolina Banaszek

Tel: +48 22 608 34 75, +48 22 608 30 09

e-mail: rzecznik@stat.gov.pl

Press Office

tel.: +48 22 608 34 91, +48 22 608 38 04

e-mail: obslugaprasowa@stat.gov.pl



www.stat.gov.pl/en/



[@StatPoland](https://twitter.com/StatPoland)



[@GlownyUrzadStatystyczny](https://www.facebook.com/GlownyUrzadStatystyczny)

Related information

[Statistical Bulletin](#)

[News Releases](#)

Data available in databases

[Analytical Platform - Knowledge Databases](#)

[Macroeconomic Data Bank](#)

[Prices indices \(Topics: Prices, Trade\)](#)

Terms used in official statistics

[Price index of sold production of industry](#)