

Price indices of sold production of industry in June 2019

18.07.2019



the drop of producer prices in industry in comparison with the previous month

According to preliminary data in June 2019 the prices of sold production of industry were lower in comparison with the previous month by 0.4%. In comparison with the corresponding period of the last year the prices increased by 0.6%.

Table 1. Price indices of sold production of industry in June 2019

SPECIFICATION	V 2019		VI 2019		I-VI 2019
	IV 2019=100	corresponding period 2018=100	V 2019=100	XII 2018=100	I-VI 2018=100
TOTAL	100.2	101.4	100.6	99.6	101.0
Mining and quarrying	97.5	100.3*	97.6	98.6	100.3
Manufacturing	100.2*	101.1	100.3	99.5	100.7
Electricity, gas, steam and air conditioning supply	100.4*	104.7	105.0	100.5	103.3
Water supply; sewerage, waste management and remediation activities	99.9*	102.4*	102.2	100.2	101.5

* Data revised.

In June in comparison with the previous month prices drop was recorded in industry by 0.4%, of which the most in mining and quarrying by 1.4% as well as in manufacturing by 0.5%. In annual terms the growth of prices was noticed in all sections of industry except mining and quarrying where they dropped by 2.4%

According to preliminary data, the prices of sold production of industry in June 2019 were by 0.4% lower in comparison with the previous month. The prices drop was recorded in mining and quarrying by 1,4%, of which in mining of metal ores by 3.8% with the increase in mining of coal and lignite by 0.3%. The price drop was recorded in manufacturing by 0.5%, of which the most in manufacture of coke and refined petroleum products (by 4.7%). The price decrease was also noticed, among others, in manufacture: of paper and paper products (by 1.0%), of basic metals (by 0.7%), of printing and reproduction of recorded media (by 0.5%), of leather and related products, of other transport equipment (by 0.4% each), of textiles, of products of wood, cork, straw and wicker, of furniture (by 0.3% each), of chemicals and chemical products, of metal products, of motor vehicles, trailers and semi-trailers (by 0.2% each), of food products, of tobacco products (by 0.1% each). The prices of manufacture: of rubber and plastic products as well as of machinery and equipment remained unchanged to the ones recorded in the previous month. However, the prices have been increased, among others, in manufacture: of other non-metallic mineral products, of computer. electronic and optical products (by 0.1% each), of electrical equipment (by 0.2%), of beverages, of pharmaceutical products (by 0.4% each), of wearing apparel (by 0.6%). Prices increased in section electricity, gas, steam and air conditioning supply by 0.5% and in section water supply; sewerage, waste management and remediation activities – by 0.2%.

In June 2019 in comparison with the previous month the biggest drop of prices was recorded in manufacture of coke and refined petroleum products by 4.7% (in comparison with December last year the prices growth was recorded by 9.5%)

In June 2019 the prices of sold production of industry were by 0.6% higher than a year earlier. The rise of prices was recorded in all sections of industry except mining and quarrying, where prices decreased by 2.4%, of which in mining of metal ores by 12.7% with the prices growth in mining of coal and lignite by 2.2%. The prices in section manufacturing increased by 0.3%, of which the biggest one in manufacture of other non-metallic mineral products (by 5.1%). The growth of prices was recorded, among other things, also in manufacture: of leather and related products (by 3.4%), of pharmaceutical products (by 2.7%), of other transport equipment (by 2.3%), of tobacco products (by 2.2%), of textiles (by 1.8%), of food products (by 1.4%), of wearing apparel (by 1.2%), of metal products, of electrical equipment (by 0.8% each), of motor vehicles. trailers and semi-trailers (by 0.7%), of beverages (by 0.6%), of chemicals and chemical products (by 0.4%), of printing and reproduction of recorded media, of furniture (by 0.1% each). The drop of prices was recorded, among other things, also in manufacture: of machinery and equipment (by 0.3%), of products of wood, cork, straw and wicker, of rubber and plastic products (by 0.4% each), of paper and paper products (by 1.3%), of computer, electronic and optical products (by 1.4%), of basic metals (by 1.6%), of coke and refined petroleum products (by 2.3%). Prices increased in section electricity, gas, steam and air conditioning supply by 5.0% and in section water supply; sewerage, waste management and remediation activities – by 2.2%.

The biggest growth of prices in comparison with June of the previous year was recorded in manufacture of other non-metallic mineral products by 5.1% (in comparison with December last year the prices increased by 2.8%)

Chart 1. Prices changes of sold production of industry in 2017-2019 in relation to the previous period

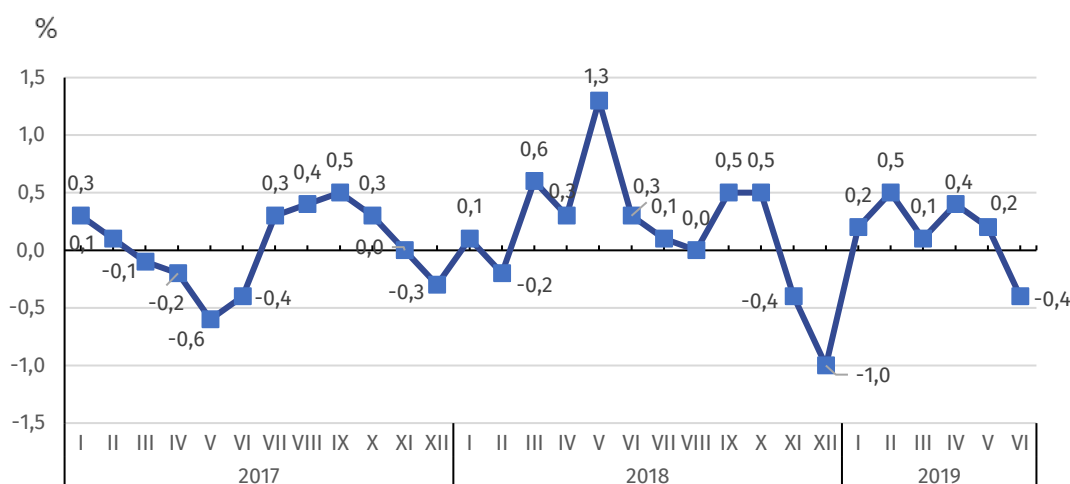


Chart 2. Prices changes of sold production of industry in 2017-2019 in relation to the same period of the previous year

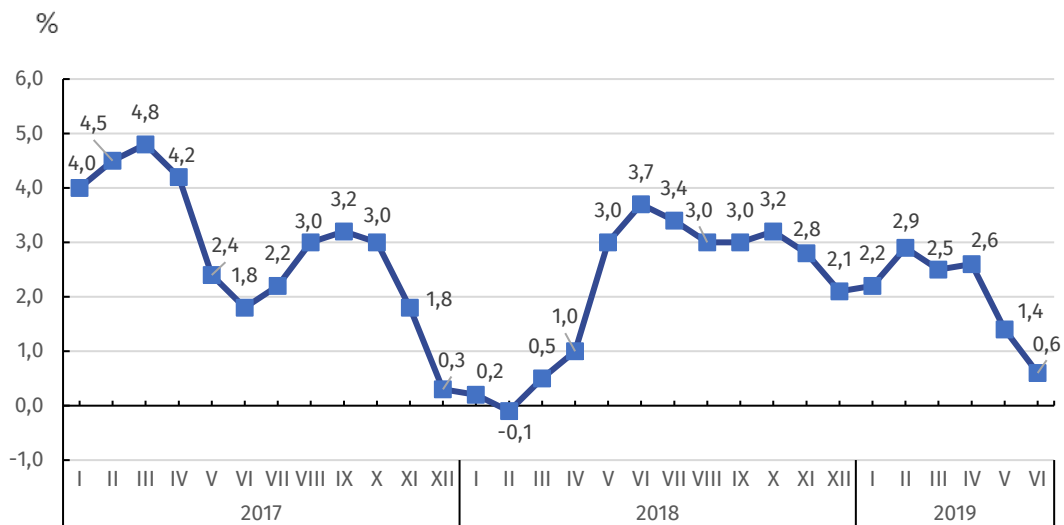


Chart 3. Prices changes of sold production of industry in 2017-2019 in relation to XII 2017

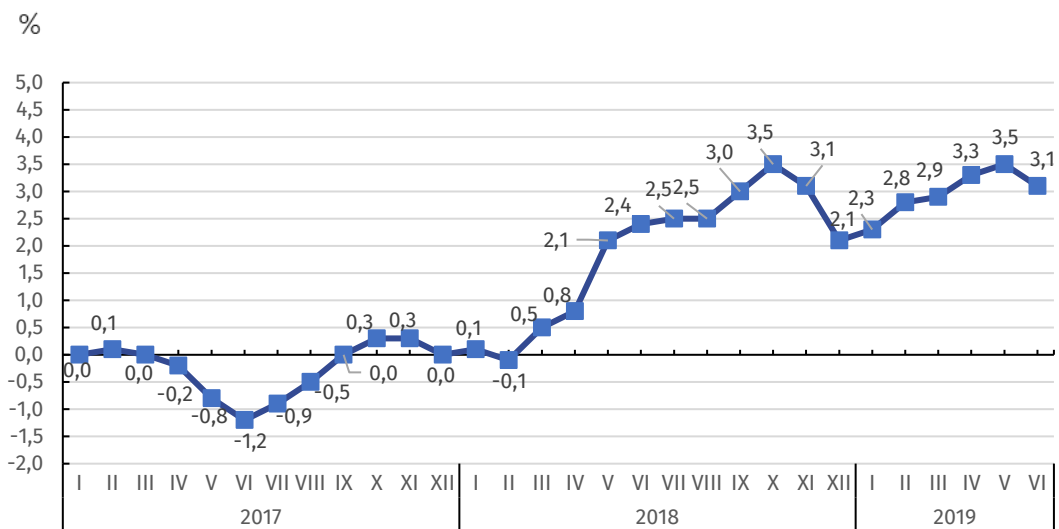
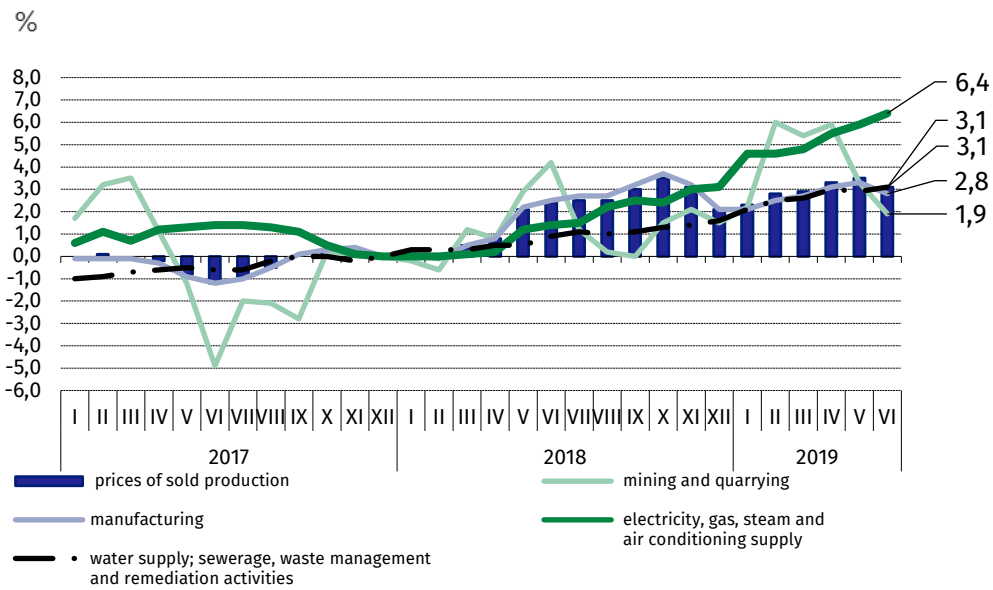


Chart 4. Prices changes of sold production of industry by sections NACE in 2017-2019 in relation to XII 2017



Prepared by:

The Trade and Services Department

Bożena Kudelska

Tel: 22 608 36 07

e-mail: B.Kudelska@stat.gov.pl

Issued by:

**The Spokesperson for the President
of the Statistic Poland**

Karolina Dawidziuk

Tel: 22 608 3475. 22 608 3009

e-mail: rzecznik@stat.gov.pl

Press Office

tel.: 22 608 34 91. 22 608 38 04

e-mail: obslugaprasowa@stat.gov.pl



www.stat.gov.pl/en/



[@StatPoland](https://twitter.com/StatPoland)



[@GlownyUrzadStatystyczny](https://www.facebook.com/GlownyUrzadStatystyczny)

Related information

[Statistical Bulletin](#)

[News Releases](#)

Data available in databases

[Analytical Platform - Knowledge Databases](#)

[Macroeconomic Data Bank](#)

[Prices indices \(Topics: Prices, Trade\)](#)

Terms used in official statistics

[Price index of sold production of industry](#)