

Price indices of sold production of industry in May 2019

21.06.2019


0.2%

the growth of producer prices in industry in comparison with the previous month

According to preliminary data in May 2019 the prices of sold production of industry were higher in comparison with the previous month by 0.2%. In comparison with the corresponding period of the last year the prices increased by 1.4%.

Table 1. Price indices of sold production of industry in May 2019

| SPECIFICATION | IV 2019 | | V 2019 | | I-V 2019 | |
|---|--------------|-------------------------------|--------------|--------------|--------------|--------------|
| | III 2019=100 | corresponding period 2018=100 | IV 2019=100 | XII 2018=100 | I-V 2018=100 | |
| TOTAL | 100.4 | 102.6 | 101.4 | 100.2 | 101.4 | 102.3 |
| Mining and quarrying | 100.5* | 105.0* | 100.2 | 97.5 | 101.7 | 103.6 |
| Manufacturing | 100.4 | 102.2 | 101.1 | 100.3 | 101.3 | 102.0 |
| Electricity, gas, steam and air conditioning supply | 100.7* | 105.3* | 104.7 | 100.3 | 102.7 | 104.8 |
| Water supply; sewerage, waste management and remediation activities | 100.4* | 102.5* | 102.5 | 100.0 | 101.4 | 102.3 |

* Data revised.

In May in comparison with the previous month prices increase was recorded in industry by 0.2% with the simultaneous drop of prices in mining and quarrying by 2.5%. In annual terms the growth of prices was noticed in all sections of industry, of which the biggest one in electricity, gas, steam and air conditioning supply by 4.7%.

According to preliminary data, the prices of sold production of industry in May 2019 were by 0.2% higher in comparison with the previous month. The prices increase was recorded in manufacturing as well as in electricity, gas, steam and air conditioning supply by 0.3% each. Among divisions of manufacturing the highest prices increase occurred in manufacture: of food products, of coke and refined petroleum products (by 0.7% each). The prices have also been increased, among others, in manufacture: of basic metals, of metal products, of other transport equipment (by 0.4% each), of pharmaceutical products, of motor vehicles, trailers and semi-trailers (by 0.3% each), of tobacco products, of rubber and plastic products, of other non-metallic mineral products (by 0.2% each), of beverages, of furniture (by 0.1% each). The prices of manufacture: of wearing apparel, of printing and reproduction of recorded media, of electrical equipment remained unchanged to the ones recorded in the previous month. The drop of prices was recorded in manufacture: of products of wood, cork, straw and wicker, of chemicals and chemical products, of machinery and equipment (by 0.1% each), of paper and paper products, of computer, electronic and optical products (by 0.2% each), of textiles (by 0.3%), of leather and related products (by 1.2%). The prices in section water supply; sewerage, waste management and remediation activities remained unchanged to the ones recorded in the previous month. However, the drop of prices was recorded in mining and quarrying by 2.5%, of which in mining of metal ores by 5.8% and in mining of coal and lignite by 0.6%

In May 2019 in comparison with the previous month the biggest growth of prices was recorded in manufacture: of food products as well as of coke and refined petroleum products by 0.7% (in comparison with December last year the prices growth was recorded respectively by 1.9% and by 14.7%)

In May 2019 the prices of sold production of industry were by 1.4% higher than a year earlier. The rise of prices was recorded in all sections, of which the biggest one in electricity, gas, steam and air conditioning by 4.7%. The prices in section water supply; sewerage, waste management and remediation activities increased by 2.5% and in section manufacturing - by 1.1%, of which the biggest prices growth occurred in manufacture of leather and related products (by 5.6%). The growth of prices was recorded, among other things, also in manufacture: of other non-metallic mineral products (by 5.3%), of tobacco products (by 3.3%), of other transport equipment (by 3.2%), of pharmaceutical products (by 3.1%), of coke and refined petroleum products (by 3.0%), of textiles (by 2.3%), of food products (by 2.2%), of furniture (by 1.4%), of chemicals and chemical products (by 1.3%), of wearing apparel, of printing and reproduction of recorded media (by 1.2% each), of motor vehicles, trailers and semi-trailers (by 1.1%), of metal products, of electrical equipment (by 1.0% each). However, the drop of prices was recorded in manufacture: of products of wood, cork, straw and wicker, of basic metals (by 0.1% each), of paper and paper products (by 0.4%), of rubber and plastic products (by 0.5%), of machinery and equipment (by 0.7%), of beverages (by 1.7%), of computer, electronic and optical products (by 2.4%). Prices increased in mining and quarrying by 0.2%, of which in mining of coal and lignite by 2.1% with the prices drop in mining of metal ores by 6.3%.

The biggest growth of prices in comparison with May of the previous year was recorded in manufacture of leather and related products by 5.6% (in comparison with December last year the prices drop occurred by 0.1%)

Chart 1. Prices changes of sold production of industry in 2017-2019 in relation to the previous period

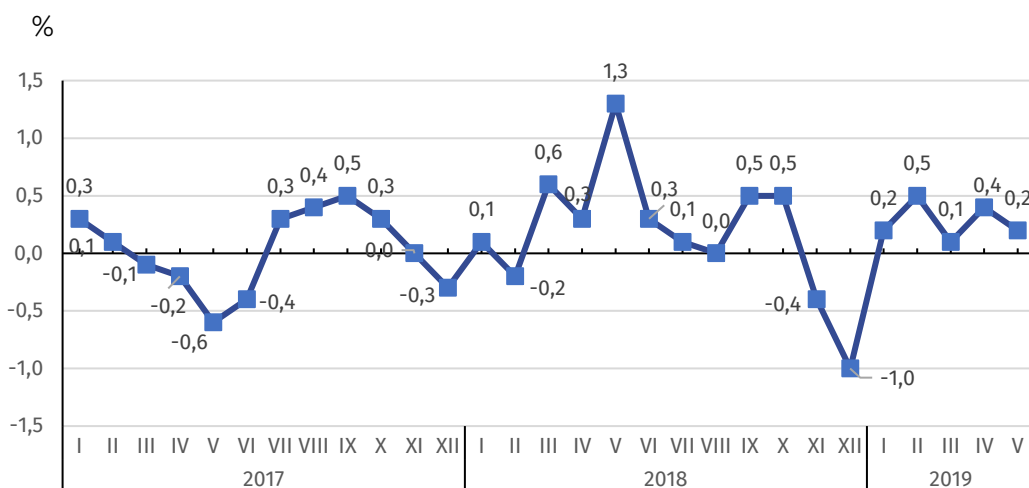


Chart 2. Prices changes of sold production of industry in 2017-2019 in relation to the same period of the previous year

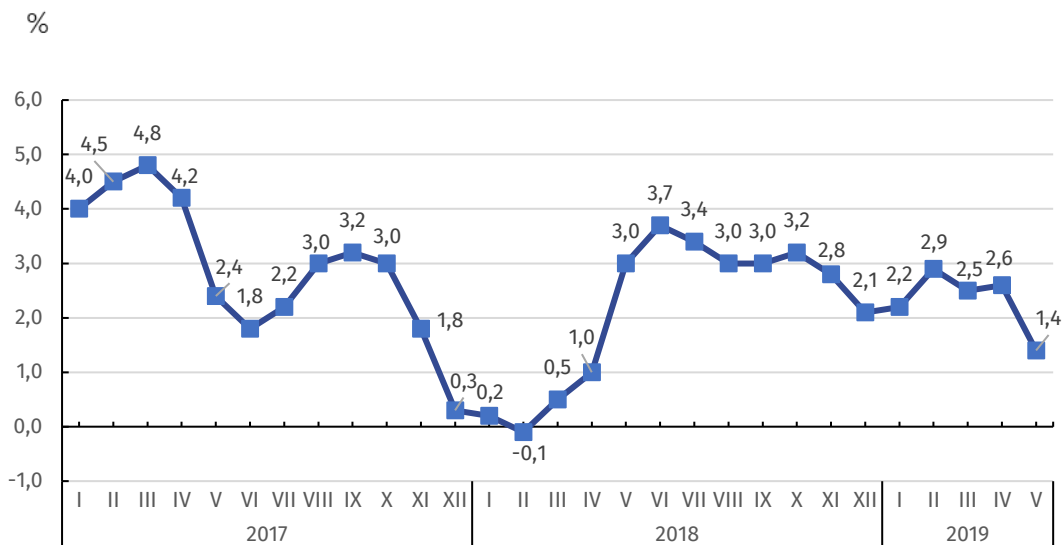


Chart 3. Prices changes of sold production of industry in 2017-2019 in relation to XII 2017

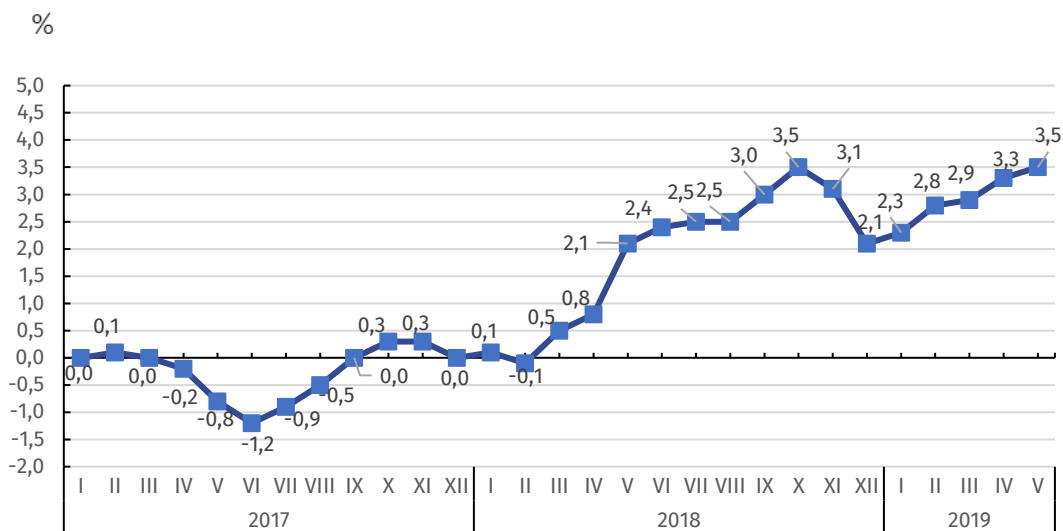
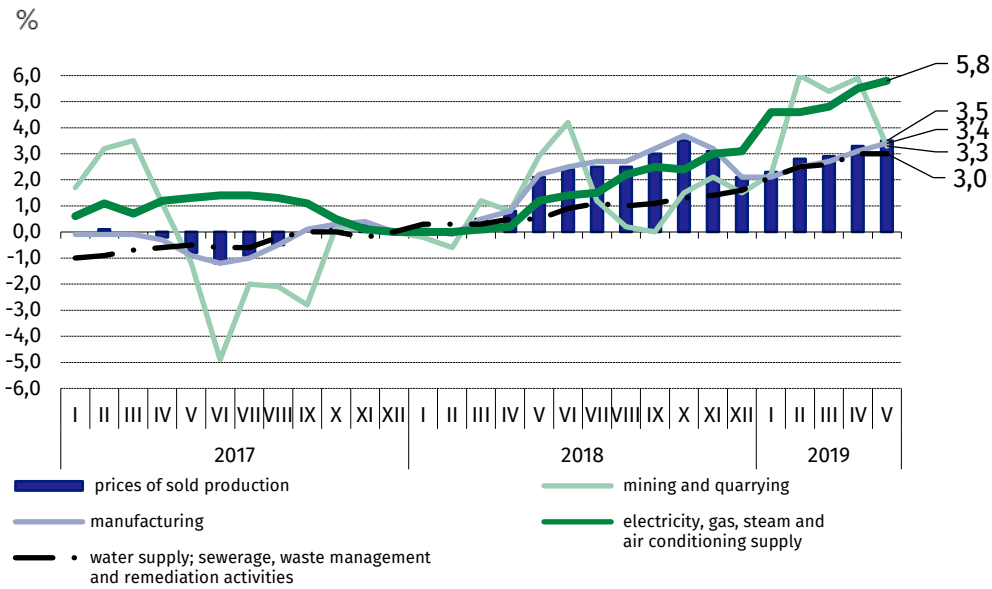


Chart 4. Prices changes of sold production of industry by sections NACE in 2017-2019 in relation to XII 2017



Prepared by:

The Trade and Services Department

Bożena Kudelska

Tel: 22 608 36 07

e-mail: B.Kudelska@stat.gov.pl

Issued by:

**The Spokesperson for the President
of the Statistic Poland**

Karolina Dawidziuk

Tel: 22 608 3475, 22 608 3009

e-mail: rzecznik@stat.gov.pl

Press Office

tel.: 22 608 34 91, 22 608 38 04

e-mail: obslugaprasowa@stat.gov.pl



www.stat.gov.pl/en/



[@StatPoland](https://twitter.com/StatPoland)



[@GlownyUrzadStatystyczny](https://www.facebook.com/GlownyUrzadStatystyczny)

Related information

[Statistical Bulletin](#)

[News Releases](#)

Data available in databases

[Analytical Platform - Knowledge Databases](#)

[Macroeconomic Data Bank](#)

[Prices indices \(Topics: Prices, Trade\)](#)

Terms used in official statistics

[Price index of sold production of industry](#)