

# Price indices of sold production of industry in March 2019

18.04.2019



The growth of producer prices in industry in comparison to the previous month

According to preliminary data in March 2019 the prices of sold production of industry were higher in comparison to the previous month by 0.2%. In comparison to the corresponding period of the last year the prices increased by 2.5%.

**Table 1. Price indices of sold production of industry in March 2019**

SPECIFICATION	II 2019		III 2019		I-III 2019
	I 2019=100	corresponding period 2018=100	II 2019=100	XII 2018=100	I-III 2018
<b>TOTAL</b>	<b>100,5</b>	<b>102,9</b>	<b>102,5</b>	<b>100,2</b>	<b>102,5</b>
Mining and quarrying	103,7*	106,6*	104,0	99,3	103,7
Manufacturing	100,4	102,6	102,2	100,2	100,6
Electricity, gas, steam and air conditioning supply	100,0	104,6	104,7	100,2	101,7
Water supply; sewerage, waste management and remediation activities	100,4*	102,2	102,3	100,1	101,0

\* Data revised.

In March in comparison to the previous month prices increase was recorded in sections of industry excluding prices in mining and quarrying that dropped by 0.7%. In annual terms the growth of prices was noticed in all sections

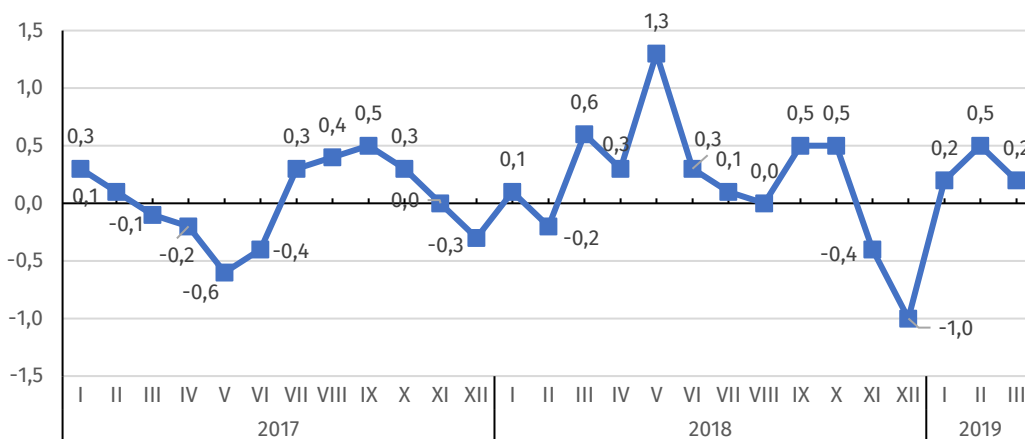
According to preliminary data, the prices of sold production of industry in March 2019 were by 0.2% higher than in the previous month. The same price increase was recorded both in manufacturing and in electricity, gas, steam and air conditioning supply. Prices in section water supply; sewerage, waste management and remediation activities increased by 0.1%. Within divisions of manufacturing the biggest growth of prices occurred in manufacture of coke and refined petroleum products (by 2.5%). The prices have also been increased, among others in manufacture: of food products, of wearing apparel, of electrical equipment (by 0.3% each), of printing and reproduction of recorded media, manufacture of other non-metallic mineral products, of machinery and equipment, of other transport equipment (by 0.2% each), of leather and related products, of motor vehicles, trailers and semi-trailers (by 0.1% each). The prices of manufacture of chemicals and chemical products as well as manufacture of furniture remained unchanged to the ones recorded in the previous month. The drop of prices was recorded in manufacture: of rubber and plastic products (by 0.1%), of products of wood, cork, straw and wicker, of metal products (by 0.2% each), of computer, electronic and optical products (by 0.3%), of beverages, of tobacco products, of textiles, of paper and paper products, of pharmaceutical products, of basic metals (by 0.4% each). The prices in mining and quarrying decreased by 0.7% of which in mining of coal and lignite by 1.1% and in mining of metal ores by 0.6%.

In March 2019 in comparison to the previous month the biggest growth of prices was recorded in manufacture of coke and refined petroleum products by 2.5% (in comparison to December last year the price growth was recorded by 9.6%)

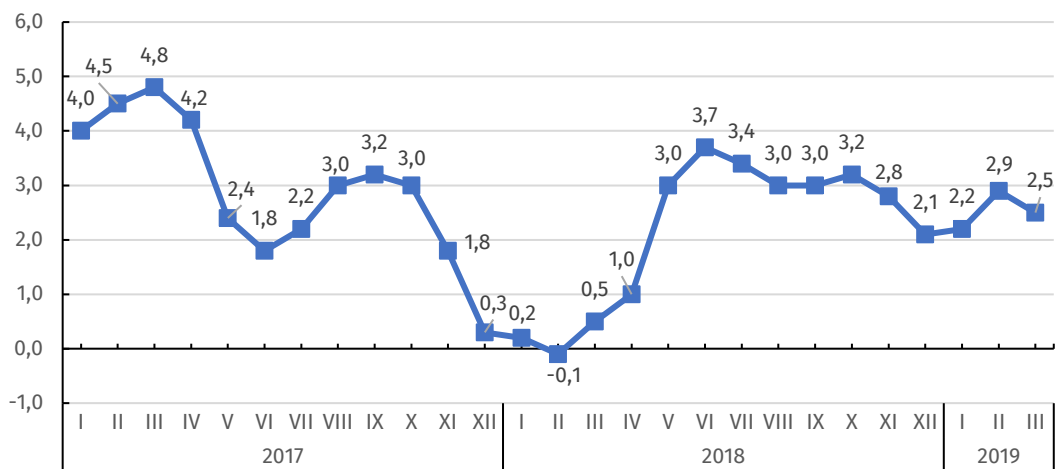
In March 2019 the prices of sold production of industry were by 2.5% higher than a year earlier. The rise of prices was recorded in the all sections. The biggest growth of prices was recorded in electricity, gas, steam and air conditioning supply - by 4.7%. The prices in mining and quarrying increased by 4.0%, of which in mining of metal ores - by 4.9% as well as in mining of coal and lignite - by 0.9%. The prices in section water supply; sewerage, waste management and remediation activities rose by 2.3%. The prices in manufacturing rose by 2.2%, of which the biggest growth occurred in manufacture of coke and refined petroleum products (by 14.7%). The growth of prices was recorded among other things also in manufacture: of leather and related products (by 7.2%), of other non-metallic mineral products (by 5.2%), of other transport equipment (by 3.6%), of textiles (by 3.4%), of paper and paper products (by 2.6%), of tobacco products (by 2.3%), of chemicals and chemical products (by 2.0%), of wearing apparel, of printing and reproduction of recorded media, of metal products (by 1.7% each), of products of wood, cork, straw and wicker, of pharmaceutical products (by 1.5% each), of furniture (by 1.4%), of motor vehicles, trailers and semi-trailers (by 1.3%), of food products (by 0.9%), of machinery and equipment (by 0.8%), of basic metals (by 0.7%), of electrical equipment (by 0.5%), of rubber and plastic products (by 0.3%), of beverages (by 0.2%). However, the drop of prices was recorded in manufacture of computer, electronic and optical products (by 0.6%).

The biggest growth of prices in comparison to March of the previous year was recorded in manufacture of coke and refined petroleum products by 14.7%

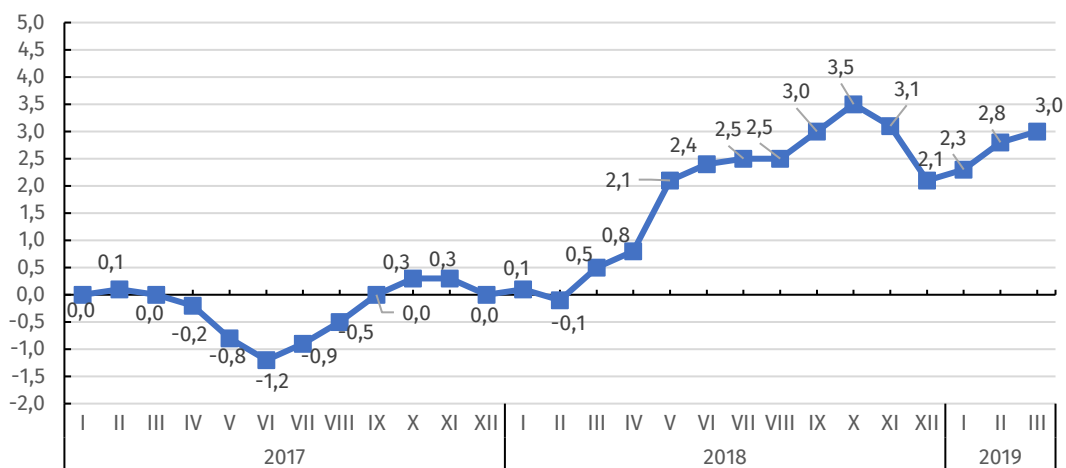
**Chart 1. Prices of sold production of industry in 2017-2019 (change in% to the previous period)**



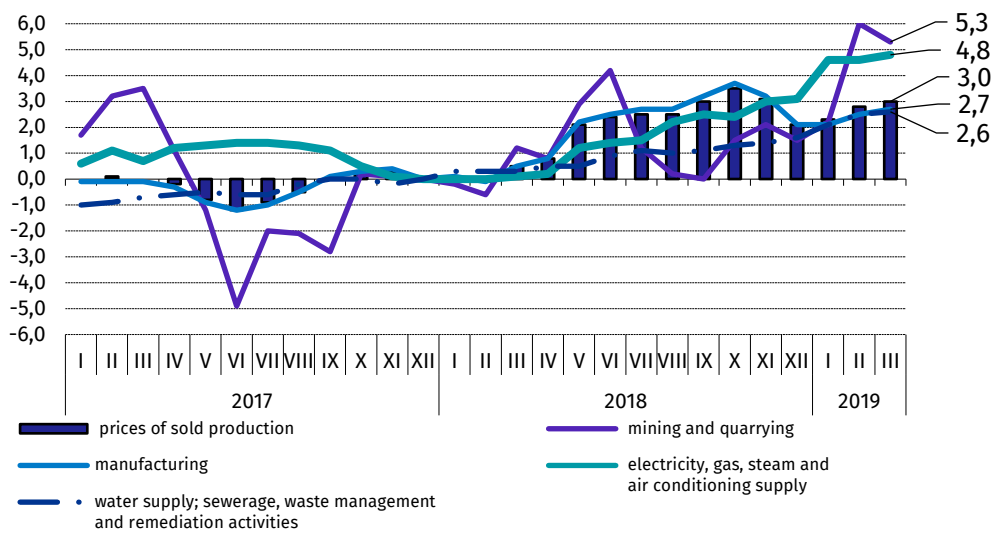
**Chart 2. Prices of sold production of industry in 2017-2019 (change in% to the same period of the previous year)**



**Chart 3. Prices of sold production of industry in 2017-2019 (changes in % to XII 2017)**



**Chart 4. Prices of sold production of industry by sections NACE in 2017-2019 ( changes in % to XII 2017)**



Prepared by:

**The Trade and Services Department**

**Bożena Kudelska**

Tel: 22 608 36 07

e-mail: [B.Kudelska@stat.gov.pl](mailto:B.Kudelska@stat.gov.pl)

Issued by:

**The Spokesperson for the President  
of the Statistic Poland**

**Karolina Dawidziuk**

Tel: 22 608 3475, 22 608 3009

e-mail: [rzecznik@stat.gov.pl](mailto:rzecznik@stat.gov.pl)

#### Press Office

tel.: 22 608 34 91, 22 608 38 04

e-mail: [obslugaprasowa@stat.gov.pl](mailto:obslugaprasowa@stat.gov.pl)



[www.stat.gov.pl/en/](http://www.stat.gov.pl/en/)



@StatPoland



@GlownyUrzadStatystyczny

#### Related information

[Statistical Bulletin](#)

[News Releases](#)

#### Data available in databases

[Analytical Platform - Knowledge Databases](#)

[Macroeconomic Data Bank](#)

[Prices indices \(Topics: Prices, Trade\)](#)

#### Terms used in official statistics

[Price index of sold production of industry](#)