

**PRICE INDICES OF SOLD PRODUCTION OF INDUSTRY
AND CONSTRUCTION AND ASSEMBLY PRODUCTION
in September 2017**

Specification	August 2017		September 2017		Jan.- September 2017	
	July 2017= =100	corresponding period of 2016=100	August 2017= =100	December 2016= =100	Jan.- September 2016=10 0	
PRICE INDICES OF SOLD PRODUCTION OF INDUSTRY						
TOTAL	100.4	103.0	103.1	100.4	100.2	103.3
Mining and quarrying	99.9	119.0*	119.5	99.4	95.4	123.7
Manufacturing	100.5*	102.6*	102.6	100.5	100.4	102.7
Electricity, gas, steam and air conditioning supply	99.9	100.7	100.5	99.8	100.5	100.4
Water supply; sewerage, waste management and remediation activities	100.4*	102.7*	102.9	100.2	101.5	102.9
PRICE INDICES OF CONSTRUCTION AND ASSEMBLY PRODUCTION						
TOTAL	100.2	100.4	100.5	100.2	100.5	100.4

* Data revised.

According to preliminary data, **the prices of sold production of industry** in September 2017 were by 0.4% higher than in the previous month. The growth of prices was recorded in manufacturing by 0.5% of which the biggest in manufacture of coke and refined petroleum products (by 4.7%). Higher than in the previous month were also prices among other things in printing and reproduction of recorded media (by 0.8%), in manufacture of leather and related products (by 0.7%), of basic metals (by 0.6%), of computer, electronic and optical products, of wearing apparel (by 0.4% each), of rubber and plastic products, of motor vehicles, trailers and semi-trailers (by 0.3% each), of food products, of metal products, of other transport equipment, of textiles (by 0.2% each), of paper and paper products as well as of products of wood, cork, straw and wicker (by 0.1% each). Prices in manufacture of chemicals and chemical products as well as of other non-metallic mineral products reached the level similar to the one recorded in August 2017. The drop of prices was recorded in manufacture of electrical equipment, of furniture (of 0.1% each), of machinery and equipment, of tobacco products (of 0.2% each), of pharmaceutical products (of 0.3%) as well as of beverages (of 0.6%). The growth of prices was recorded in section water supply; sewerage, waste management and remediation activities by 0.2%. Prices in section electricity, gas, steam and air conditioning supply were lower of 0.2% and in section mining and quarrying – of 0.6%.

In comparison to December of the previous year the prices of sold production of industry were higher by 0.2%. The prices in section water supply; sewerage, waste management and remediation activities were higher by 1.5%, in section electricity, gas, steam and air conditioning supply - by 0.5%. The growth of prices was recorded in manufacturing by 0.4%, of which the biggest in manufacture of basic metals (by 4.6%). The growth prices was recorded among other things in manufacture of food products (by 3.0%), of chemicals and chemical products (by 2.4%), of beverages (by 2.1%), of paper and paper products (by 1.9%), of leather and related products (by 1.0%), of other non-metallic mineral products (by 0.7%), of products of wood, cork, straw and wicker, of wearing apparel (by 0.4% each) as well as of metal products (by 0.1%). The drop of prices was also recorded among other things in manufacture of pharmaceutical products (of 0.2%), of computer, electronic and optical products (of 0.4%), of motor vehicles, trailers and semi-trailers, of electrical equipment (of 1.2% each), of rubber and plastic products, of machinery and equipment, of tobacco products (of 1.4% each), of furniture, of printing and reproduction of recorded media (of 1.5% each), of textiles (of 1.8%), of coke and refined petroleum products (of 2.9%), as well as of other transport equipment (of 4.5%). The prices in mining and quarrying were lower of 4.6%.

In September 2017 the prices of sold production of industry were by 3.1% higher than a year earlier. Prices in mining and quarrying were higher by 19.5%. The growth of prices was also recorded in sections: water supply; sewerage, waste management and remediation activities - by 2.9%, manufacturing - by 2.6% as well as in electricity, gas, steam and air conditioning supply - by 0.5%.

It is estimated that in September 2017 **the prices of construction and assembly production** were by 0.2% higher than in the previous month. The growth of prices was recorded in construction of buildings as well as in civil engineering (by 0.2% each) as well as in specialised construction activities (by 0.1%).

In September 2017 the prices of construction and assembly production were by 0.5% each higher than in December of previous year and in September of the previous year.

Fig. 1.

Dynamics of prices of sold production of industry in 2016-2017

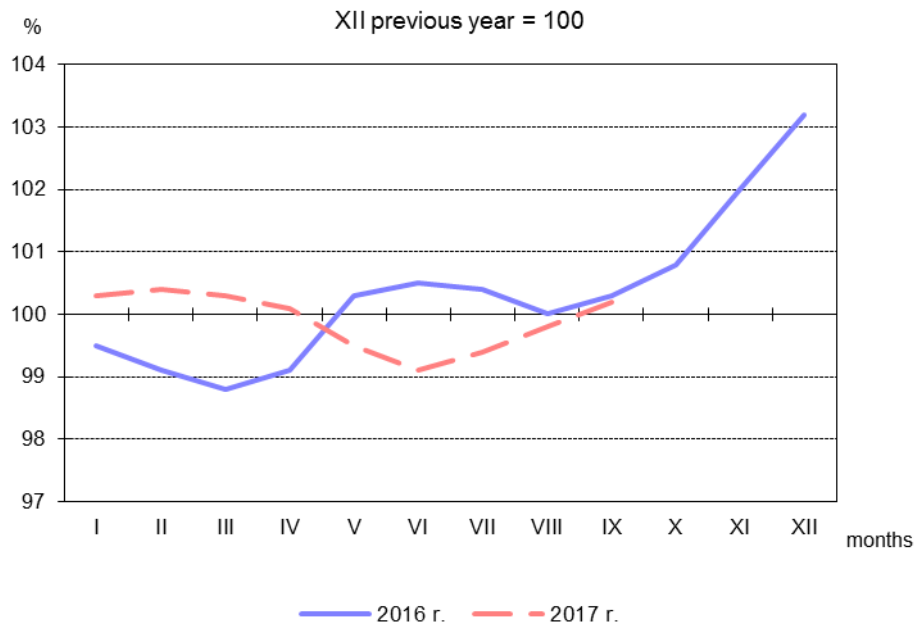


Fig. 2.

Dynamics of prices of construction and assembly production

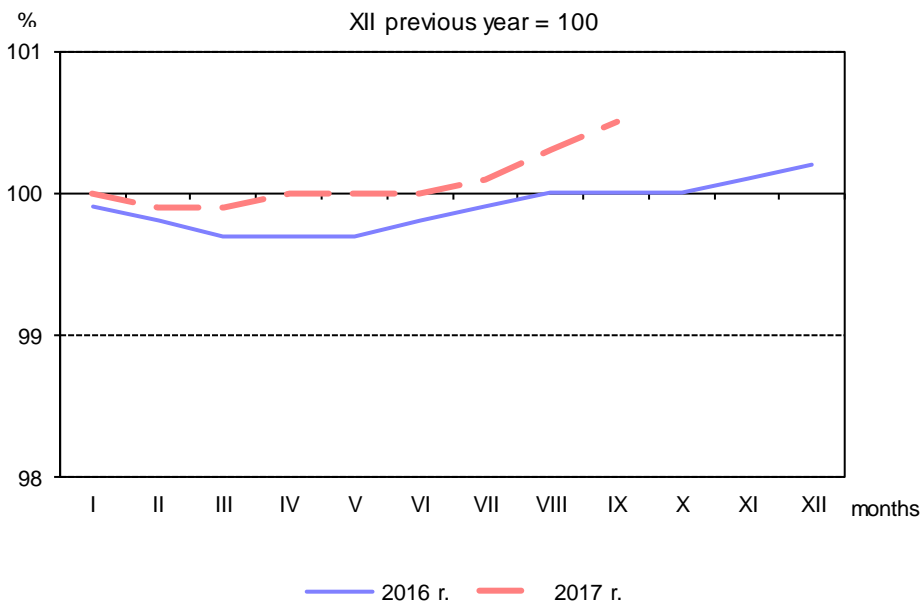


Fig. 3.

Dynamics of prices in 2017 XII previous year = 100

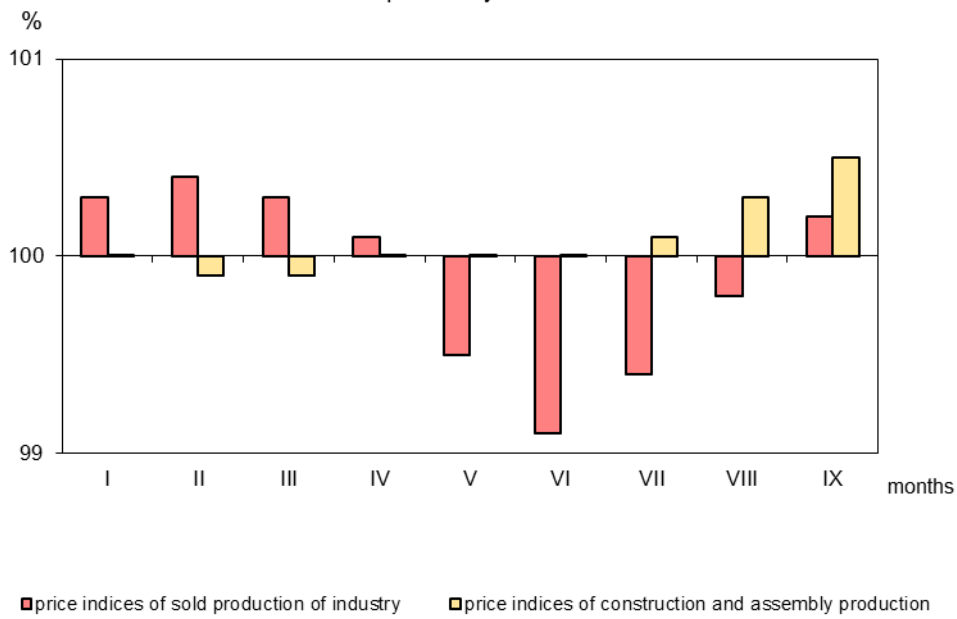


Fig. 4.

Dynamics of prices of sold production of industry sections in 2017 XII previous year = 100

