

**PRICE INDICES OF SOLD PRODUCTION OF INDUSTRY
AND CONSTRUCTION AND ASSEMBLY PRODUCTION
in May 2016**

Specification	April 2016		May 2016			Jan.- May 2016
	March 2016= =100	corresponding period of 2015=100	April 2016= =100	December 2015= =100	Jan.- May 2015= =100	
PRICE INDICES OF SOLD PRODUCTION OF INDUSTRY						
TOTAL	100.3	98.8	99.3	100.9	100.0	98.7
Mining and quarrying	99.3*	90.2*	92.2	100.1	97.1	91.1
Manufacturing	100.4	99.4*	99.8	101.0	100.3	99.2
Electricity, gas, steam and air conditioning supply	99.2	96.9	97.0	100.1	97.8	97.5
Water supply; sewerage, waste management and remediation activities	100.4*	101.2*	100.7	100.2	101.5	100.9
PRICE INDICES OF CONSTRUCTION AND ASSEMBLY PRODUCTION						
TOTAL	100.0	99.3*	99.3	100.0	99.7	99.3

* Data revised.

According to preliminary data, **the prices of sold production of industry** in May 2016 were higher by 0.9% than in the previous month. The growth of prices was recorded in manufacturing by 1.0%, of which the biggest in manufacture of coke and refined petroleum products (by 8.4%). The prices were also higher among other things in manufacture of basic metals (by 2.5%), of computer, electronic and optical products (by 1.2%), of other transport equipment (by 1.0%), of electrical equipment, of paper and paper products (by 0.6% each), of food products, of metal products, of rubber and plastic products (by 0.5% each), of chemicals and chemical products, of machinery and equipment, of beverages, of textiles (by 0.4% each), of motor vehicles, trailers and semi-trailers, of other non-metallic mineral products, of products of wood, cork, straw and wicker (by 0.3% each), of furniture, of pharmaceutical products, of wearing apparel (by 0.2% each). The drop of price was recorded in printing and reproduction of recorded media (of 0.1%) as well as in manufacture of leather and related products (of 0.3%).

Prices in sections: water supply; sewerage, waste management and remediation activities increased by 0.2%, mining and quarrying as well as electricity, gas, steam and air conditioning supply - by 0.1% each.

In May 2016 the prices of sold production of industry were of 0.7% lower than a year earlier (drop of 2.1% in May 2015). The drop of prices was recorded in sections: mining and quarrying - of 7.8%, electricity, gas, steam and air conditioning supply - of 3.0% as well as in manufacturing - of 0.2%, but the prices increased in section water supply; sewerage, waste management and remediation activities - by 0.7%

It is estimated that in May 2016 the **prices of construction and assembly production**, of which of construction of buildings as well as of specialised construction activities reached the level similar to the one recorded in the previous month. A drop of prices was recorded in civil engineering (of 0.1%).

In comparison to May of the previous year, the prices of construction and assembly production fell of 0.7%.

Fig. 1.

Dynamics of prices of sold production of industry in 2015-2016

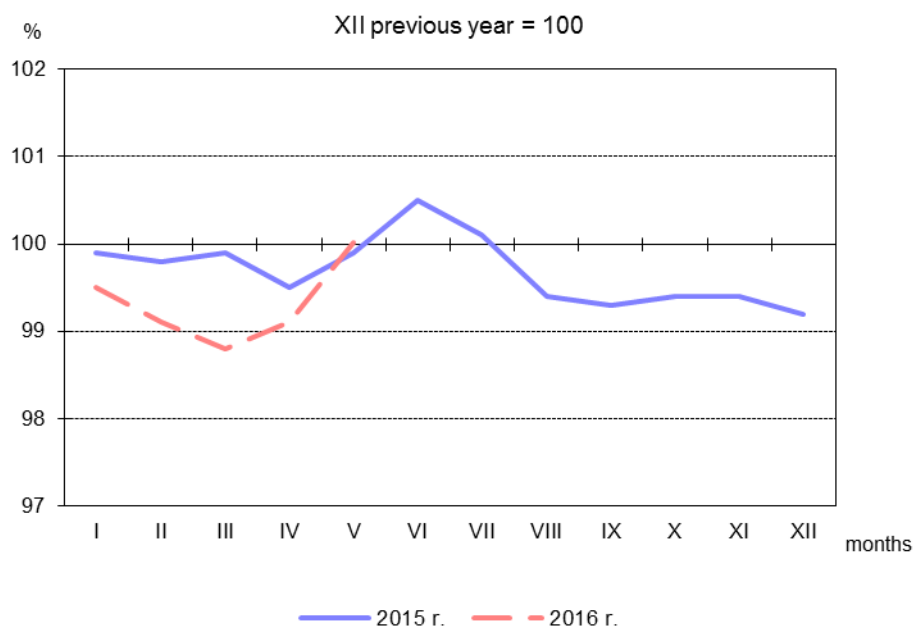


Fig. 2.

Dynamics of prices of construction and assembly production in 2015-2016

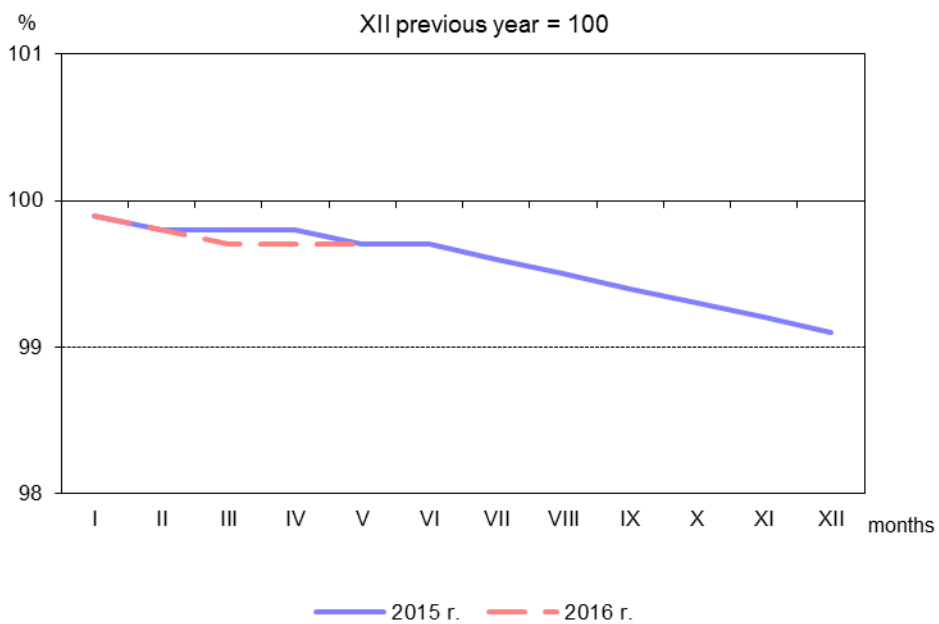


Fig. 3.

Dynamics of prices in 2016 XII previous year = 100

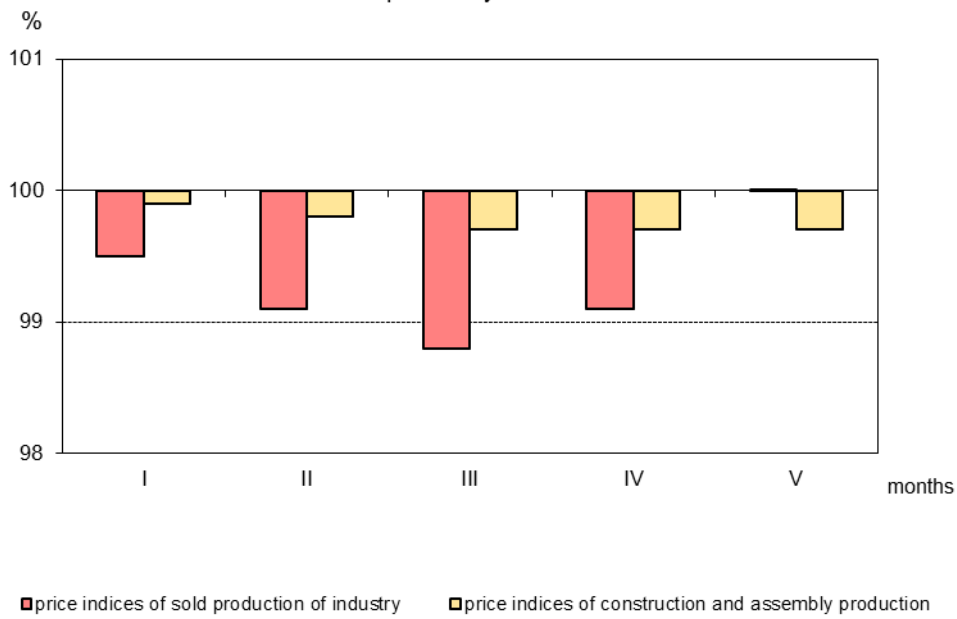


Fig. 4.

Dynamics of prices of sold production of industry sections in 2016 XII previous year = 100

