

**PRICE INDICES OF SOLD PRODUCTION OF INDUSTRY
AND CONSTRUCTION AND ASSEMBLY PRODUCTION
in April 2016**

Specification	March 2016		April 2016			Jan.- April 2016
	February 2016= =100	corresponding period of 2015=100	March 2016= =100	December 2015= =100	Jan.- April 2015=100	
PRICE INDICES OF SOLD PRODUCTION OF INDUSTRY						
TOTAL	99.7*	98.1*	98.8	100.3	99.1	98.6
Mining and quarrying	101.2*	90.4*	90.1	99.2	96.9	90.8
Manufacturing	99.6*	98.5*	99.3	100.4	99.3	99.0
Electricity, gas, steam and air conditioning supply	100.0*	97.8*	96.9	99.2	97.7	97.7
Water supply; sewerage, waste management and remediation activities	100.2*	101.0	101.1	100.3	101.2	100.9
PRICE INDICES OF CONSTRUCTION AND ASSEMBLY PRODUCTION						
TOTAL	99.9	99.2	99.2	100.0	99.7	99.3

* Data revised.

According to preliminary data, **the prices of sold production of industry** in April 2016 were higher by 0.3% than in the previous month. The growth of prices was recorded in manufacturing by 0.4%, of which the biggest in manufacture of coke and refined petroleum products (by 6.0%). The prices were also higher among other things in manufacture of basic metals (by 2.3%), of printing and reproduction of recorded media (0.4%), of motor vehicles, trailers and semi-trailers, of pharmaceutical products, of leather and related products (by 0.3% each), of chemicals and chemical products, of electrical equipment, of wearing apparel (by 0.2% each), of rubber and plastic products, of other non-metallic mineral products, of textiles (by 0.1% each). Prices in manufacture of metal products reached the level similar to the one recorded in the previous month. The drop of price was recorded in manufacture of furniture (of 0.1%), of machinery and equipment, of computer, electronic and optical products, of paper and paper products of other transport equipment (of 0.3% each), of food products, of products of wood, cork, straw and wicker (of 0.4% each) as well as of beverages (of 0.9%). Prices in section water supply; sewerage, waste management and remediation activities increased by 0.3%. The drop of prices was recorded in sections: mining and quarrying as well as electricity, gas, steam and air conditioning supply - of 0.8% each. Among divisions of mining and quarrying the drop of prices was recorded in mining of metal ores - of 3.1%, but the growth of prices was recorded in mining of coal and lignite - by 0.7%,

In April 2016 the prices of sold production of industry were of 1.2% lower than a year earlier (drop of 2.7% in April 2015). The drop of prices was recorded in sections: mining and quarrying - of 9.9%, electricity, gas, steam and air conditioning supply - of 3.1% as well as in manufacturing - of 0.7%, but the prices increased in section water supply; sewerage, waste management and remediation activities - by 1.1%

It is estimated that in April 2016 the **prices of construction and assembly production**, of which of construction of buildings, of civil engineering as well as of specialised construction activities reached the level similar to the one recorded in the previous month.

In comparison to April of the previous year, the prices of construction and assembly production fell of 0.8%.

Fig. 1.

Dynamics of prices of sold production of industry in 2015-2016

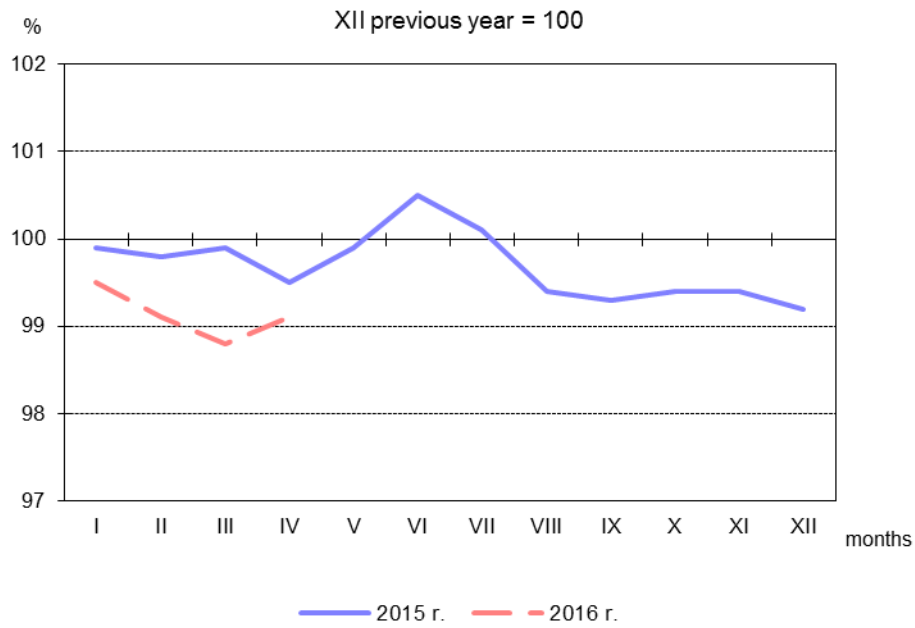


Fig. 2.

Dynamics of prices of construction and assembly production in 2015-2016

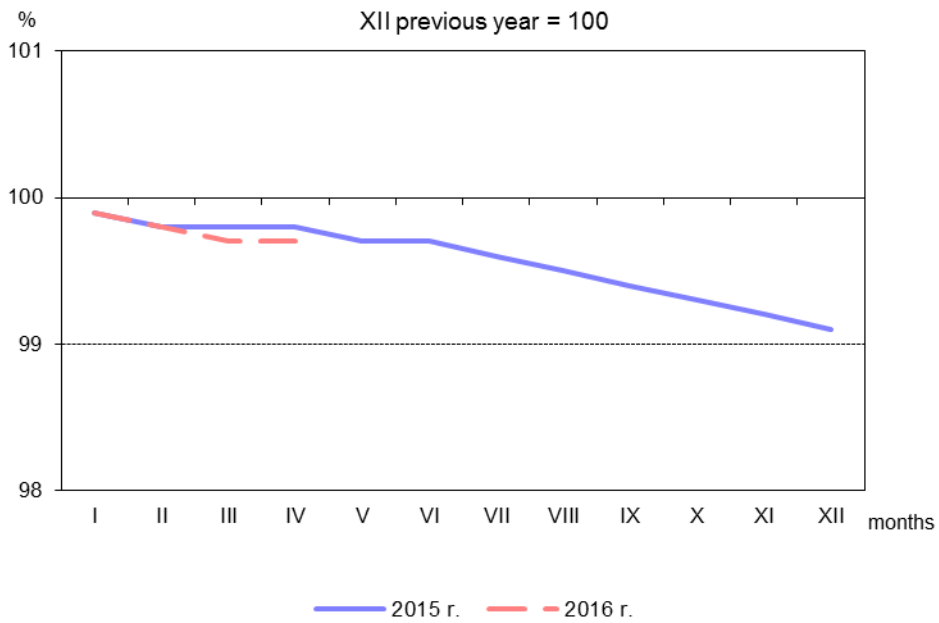


Fig. 3.

Dynamics of prices in 2016 XII previous year = 100

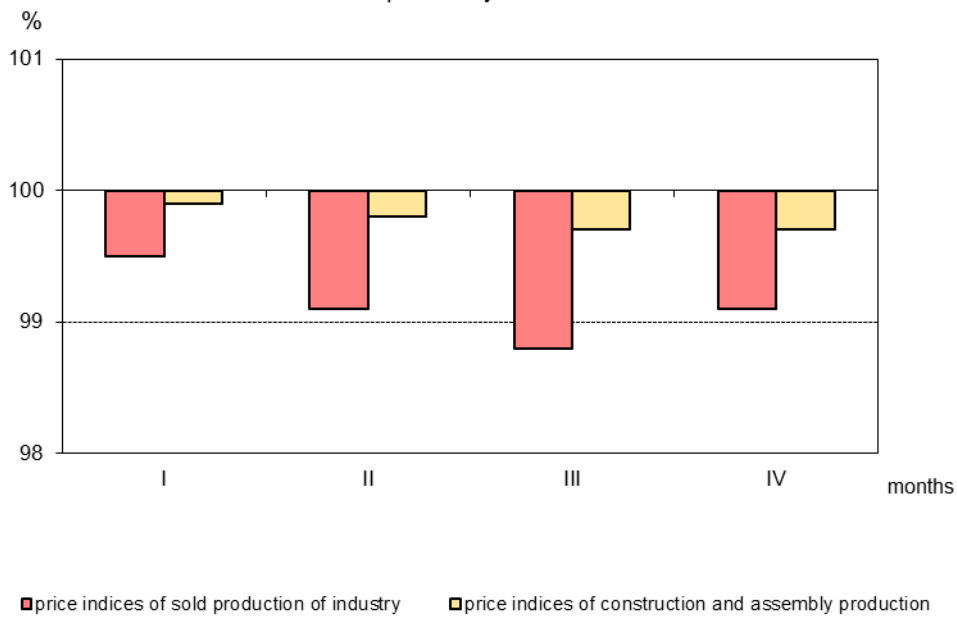


Fig. 4.

Dynamics of prices of sold production of industry sections in 2016 XII previous year = 100

