

**PRICE INDICES OF SOLD PRODUCTION OF INDUSTRY  
AND CONSTRUCTION AND ASSEMBLY PRODUCTION  
in April 2015**

Specification	March 2015		April 2015			Jan.- April 2015
	February 2015= =100	corresponding period of 2014=100	March 2015= =100	December 2014= =100	Jan.- April 2014=100	
<b>PRICE INDICES OF SOLD PRODUCTION OF INDUSTRY</b>						
<b>TOTAL .....</b>	<b>100.1*</b>	<b>97.5*</b>	<b>97.4</b>	<b>99.7</b>	<b>99.6</b>	<b>97.4</b>
<b>Mining and quarrying .....</b>	<b>102.2*</b>	<b>101.6*</b>	<b>101.9</b>	<b>99.5</b>	<b>99.9</b>	<b>99.0</b>
<b>Manufacturing .....</b>	<b>100.0*</b>	<b>96.8*</b>	<b>96.7</b>	<b>99.7</b>	<b>99.4</b>	<b>96.7</b>
<b>Electricity, gas, steam and air conditioning supply .....</b>	<b>100.1</b>	<b>101.2</b>	<b>101.1</b>	<b>100.1</b>	<b>100.8</b>	<b>101.2</b>
<b>Water supply; sewerage, waste management and remediation activities .....</b>	<b>100.1*</b>	<b>101.1</b>	<b>101.4</b>	<b>100.1</b>	<b>100.6</b>	<b>101.3</b>
<b>PRICE INDICES OF CONSTRUCTION AND ASSEMBLY PRODUCTION</b>						
<b>TOTAL .....</b>	<b>100.0</b>	<b>99.7</b>	<b>99.7</b>	<b>100.0</b>	<b>99.8</b>	<b>99.6</b>

\* Data revised.

According to preliminary data, **the prices of sold production of industry** in April 2015 were lower of 0.3% than in the previous month. The drop of prices was recorded in mining and quarrying of 0.5%, of which in mining of coal and lignite - of 2.1%, but the growth of prices was recorded in mining of metal ores - by 1.4%. The drop of price was also recorded in manufacturing of 0.3%, of which the biggest in manufacture of basic metals as well as of leather and related products (of 0.9% each). The prices were also lower among other things in manufacture of motor vehicles, trailers and semi-trailers (of 0.8%), of other transport equipment (of 0.6%), of food products, of products of wood, cork, straw and wicker (of 0.5% each), of machinery and equipment, of computer, electronic and optical products, of paper and paper products, of textiles (of 0.4% each), of rubber and plastic products, of other non-metallic mineral products, of furniture (of 0.3% each), of electrical equipment, of beverages (of 0.2% each), of metal products as well as of pharmaceutical products (of 0.1% each). Prices in manufacture of chemicals and chemical products as well as of wearing apparel reached the level similar to the one recorded in the previous month. The growth of prices was recorded among other things in printing and reproduction of recorded media (by 0.2%), in manufacture of coke and refined petroleum products (by 0.5%). Prices in sections: electricity, gas, steam and air conditioning supply as well as water supply; sewerage, waste management and remediation activities increased by 0.1% each.

In April 2015 the prices of sold production of industry were of 2.6% lower than a year earlier (drop of 0.7% in April 2014). The drop of prices was recorded in manufacturing of 3.3%, but the prices increased in sections: electricity, gas, steam and air conditioning supply by 1.1%, water supply; sewerage, waste management and remediation activities - by 1.4% as well as mining and quarrying - by 1.9%.

It is estimated that the **prices of construction and assembly production** in April 2015 reached the level similar to the one recorded in the previous month. The growth of price by 0.1% was recorded in specialised construction activities, however prices of civil engineering as well as of construction of buildings reached the level similar to the one recorded in March 2015.

In comparison to April of the previous year, the prices of construction and assembly production fell of 0.3%, when prices also fell of 1.5%.

Fig. 1.

### Dynamics of prices of sold production of industry in 2014-2015

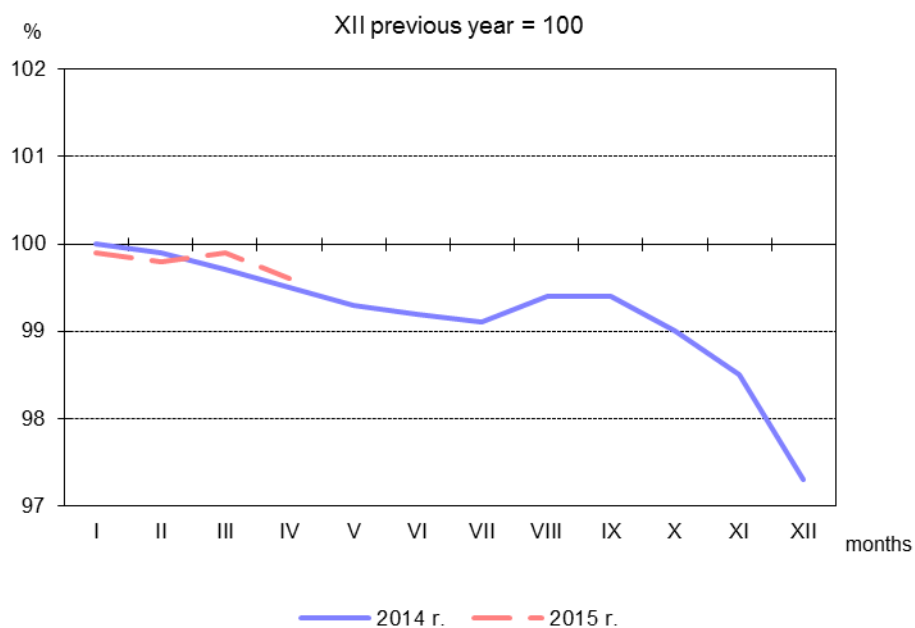


Fig. 2.

### Dynamics of prices of construction and assembly production in 2014-2015

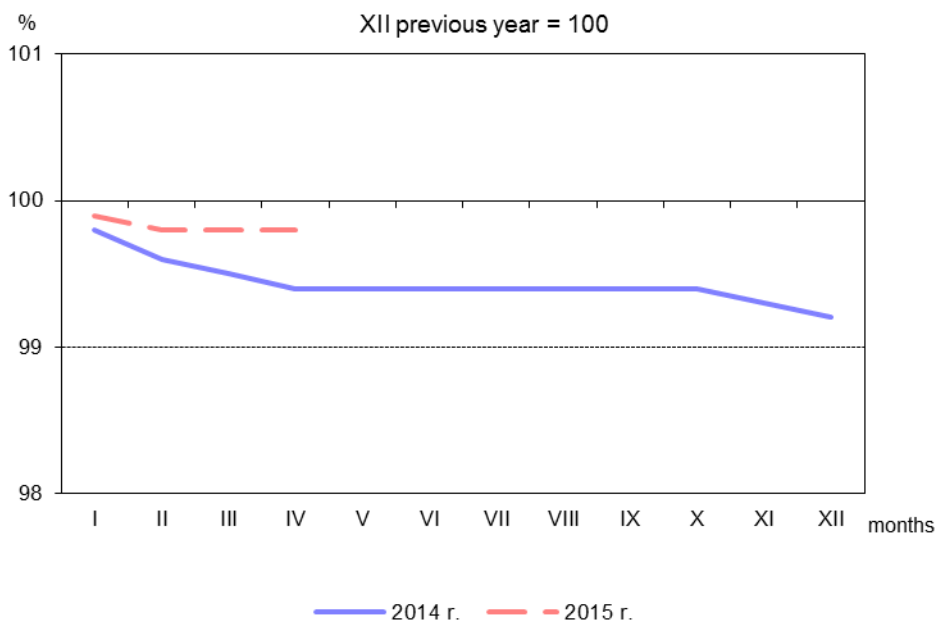


Fig. 3.

### Dynamics of prices in 2015 XII previous year = 100

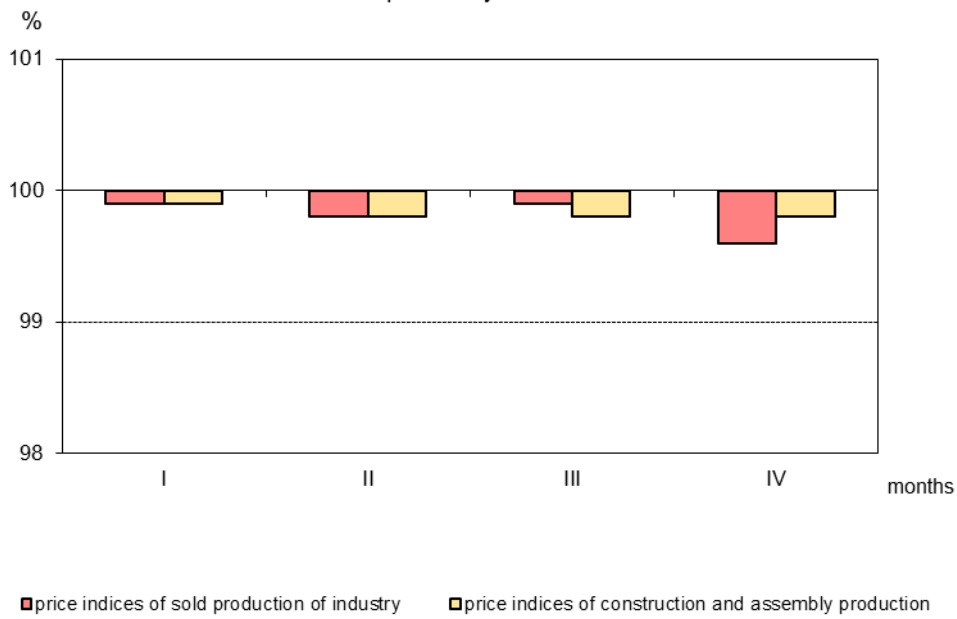


Fig. 4.

### Dynamics of prices of sold production of industry sections in 2015 XII previous year = 100

