

**PRICE INDICES OF SOLD PRODUCTION OF INDUSTRY  
AND CONSTRUCTION AND ASSEMBLY PRODUCTION  
in August 2014**

Specification	July 2014		August 2014			Jan.- August 2014
	June 2014= =100	corresponding period of 2013=100	July 2014= =100	December 2013= =100	Jan.- August 2013=10 0	
<b>PRICE INDICES OF SOLD PRODUCTION OF INDUSTRY</b>						
<b>TOTAL .....</b>	<b>99.9*</b>	<b>97.9*</b>	<b>98.5</b>	<b>100.3</b>	<b>99.4</b>	<b>98.7</b>
<b>Mining and quarrying .....</b>	<b>102.3*</b>	<b>97.9*</b>	<b>97.7</b>	<b>99.9</b>	<b>99.2</b>	<b>93.7</b>
<b>Manufacturing .....</b>	<b>99.8*</b>	<b>97.5*</b>	<b>98.2</b>	<b>100.3</b>	<b>99.2</b>	<b>98.6</b>
<b>Electricity, gas, steam and air conditioning supply .....</b>	<b>100.1</b>	<b>101.1</b>	<b>101.1</b>	<b>100.0</b>	<b>101.1</b>	<b>101.0</b>
<b>Water supply; sewerage, waste management and remediation activities .....</b>	<b>100.3*</b>	<b>101.3*</b>	<b>101.6</b>	<b>100.2</b>	<b>101.4</b>	<b>101.0</b>
<b>PRICE INDICES OF CONSTRUCTION AND ASSEMBLY PRODUCTION</b>						
<b>TOTAL .....</b>	<b>100.0</b>	<b>98.8</b>	<b>99.1</b>	<b>100.0</b>	<b>99.4</b>	<b>98.6</b>

\* Data revised.

According to preliminary data, **the prices of sold production of industry** in August 2014 were by 0.3% higher than in the previous month. The growth of prices was recorded in manufacturing (by 0.3%), of which the biggest in manufacture of coke and refined petroleum products, of printing and reproduction of recorded media (by 1.2% each). The prices were also higher among other things in manufacture of computer, electronic and optical products (by 1.1%), of pharmaceutical products (by 0.8%), of other transport equipment (by 0.7%), of furniture (by 0.6%), of motor vehicles, trailers and semi-trailers, of wearing apparel (by 0.5% each), of chemicals and chemical products (by 0.4%), of metal products, of products of wood, cork, straw and wicker, of leather and related products (by 0.3% each), of electrical equipment, of basic metals, of other non-metallic mineral products, of rubber and plastic products, of machinery and equipment, of textiles (by 0.2% each) as well as of beverages (by 0.1%). The prices in manufacture of paper and paper products reached the level similar to the one recorded in the previous month. However the drop of prices was recorded in manufacture of food products (of 0.1%). The growth of prices was recorded in section water supply; sewerage, waste management and remediation activities (by 0.2%). In section electricity, gas, steam and air conditioning supply prices reached the level similar to the one recorded in July 2014. However the drop of prices was recorded in mining and quarrying (of 0.1%).

In comparison to December of the previous year the prices of sold production of industry were lower of 0.6%. The drop was recorded in mining and quarrying (of 0.8%) of which in mining of coal and lignite (of 2.6%) when the growth was recorded in mining of metal ores (by 1.7%). The drop of 0.8% was also recorded in manufacturing, of which in manufacture of electrical equipment (of 2.3%). The drop prices was recorded among other things in manufacture of metal products (of 1.8%), of food products (of 1.6%), of other non-metallic mineral products, of rubber and plastic products (of 1.3% each), of wearing apparel (of 1.0%), of computer, electronic and optical products (of 0.8%), of motor vehicles, trailers and semi-trailers (of 0.7%), of coke and refined petroleum products (of 0.6%), of basic metals (of 0.4%) as well as of products of wood, cork, straw and wicker (of 0.3%). The growth of prices was recorded among other things in manufacture of beverages (by 0.4%), of chemicals and chemical products (by 0.5%), of other transport equipment (by 0.7%), of printing and reproduction of recorded media (by 0.9%) and in manufacture of pharmaceutical products (by 1.2%). The growth of prices was recorded in sections: electricity, gas, steam and air conditioning supply (by 1.1%) as well as water supply; sewerage, waste management and remediation activities (by 1.4%).

In August 2014 the prices of sold production of industry were of 1.5% lower than a year earlier. The drop of prices was recorded in mining and quarrying (of 2.3%) and in manufacturing (of 1.8%). The prices increased in sections: electricity, gas, steam and air conditioning supply (by 1.1%) as well as in water supply; sewerage, waste management and remediation activities (by 1.6%).

It is estimated that the **prices of construction and assembly production** in August 2014 reached the level similar to the one recorded in the previous month.

In August 2014 the prices of construction and assembly production were of 0.6% lower than in December of previous year and of 0.9% lower than in August of the previous year.

Fig. 1.

### Dynamics of prices of sold production of industry in 2013-2014

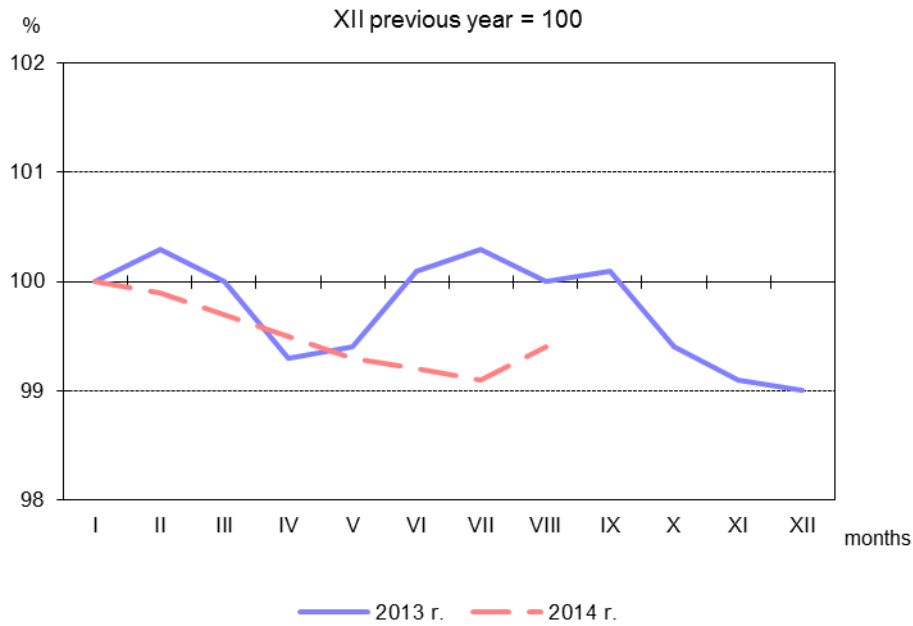


Fig. 2.

### Dynamics of prices of construction and assembly production in 2013-2014

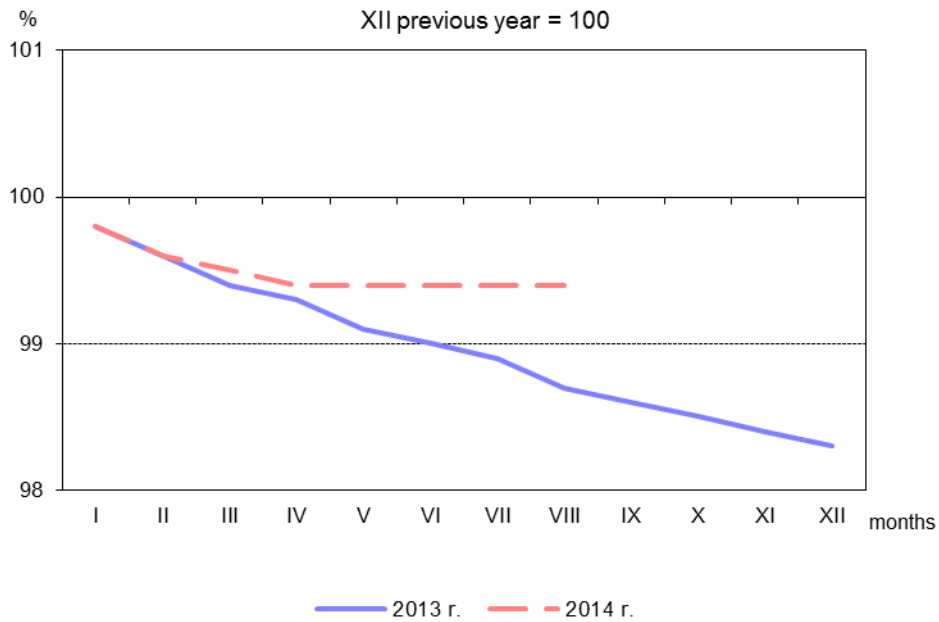


Fig. 3.

### Dynamics of prices in 2014 XII previous year = 100

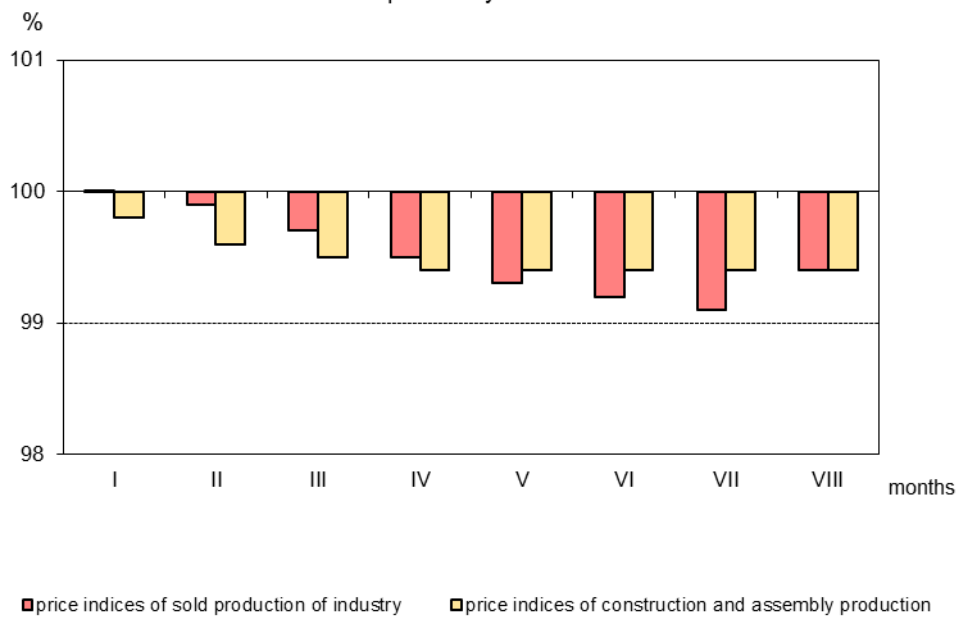


Fig. 4.

### Dynamics of prices of sold production of industry sections in 2014 XII previous year = 100

