

**PRICE INDICES OF SOLD PRODUCTION OF INDUSTRY
AND CONSTRUCTION AND ASSEMBLY PRODUCTION
in May 2014**

Specification	April 2014		May 2014			Jan.- May 2014
	March 2014= =100	corresponding period of 2013=100	April2014 = =100	December 2013= =100	Jan.- May 2013=10 0	
PRICE INDICES OF SOLD PRODUCTION OF INDUSTRY						
TOTAL	99.8*	99.3	99.0	99.8	99.3	98.9
Mining and quarrying	99.3	93.2	93.7	100.5	97.3	92.0
Manufacturing	99.8*	99.3*	99.0	99.8	99.2	99.1
Electricity, gas, steam and air conditioning supply	100.2	101.1	101.0	100.0	100.9	100.9
Water supply; sewerage, waste management and remediation activities	99.8*	100.8*	100.7	100.1	100.8	100.8
PRICE INDICES OF CONSTRUCTION AND ASSEMBLY PRODUCTION						
TOTAL	99.9*	98.5	98.6	100.0	99.4	98.5

* Data revised.

According to preliminary data, **the prices of sold production of industry** in May 2014 were of 0.2% lower than in the previous month. The drop of prices was recorded in manufacturing (of 0.2%), in which in manufacture of motor vehicles, trailers and semi-trailers as well as of chemicals and chemical products (of 0.6% each). The drop of prices was also recorded among other things in printing and reproduction of recorded media (of 0.5%), manufacture of basic metals, of furniture, of leather and related products (of 0.4% each), of electrical equipment, of computer, electronic and optical products, of wearing apparel (of 0.3% each), of food products, of coke and refined petroleum products, of products of wood, cork, straw and wicker, of other transport equipment (of 0.2% each), of metal products, of other non-metallic mineral products, of paper and paper products (of 0.1% each). However the prices were higher among other things in manufacture of rubber and plastic products, of beverages, of textiles (by 0.1% each), of machinery and equipment as well as of pharmaceutical products (by 0.3% each). Prices in section electricity, gas, steam and air conditioning supply reached the level similar to the one recorded in the previous month. The growth of prices was recorded in sections: water supply; sewerage, waste management and remediation activities (by 0.1%) as well as mining and quarrying (by 0.5%), of which in mining of metal ores (by 3.0%), but the drop was recorded in mining of coal and lignite (of 1.1%).

In May 2014 the prices of sold production of industry were of 1.0% lower than a year earlier. The drop of prices was recorded in mining and quarrying (of 6.3%) and in manufacturing (of 1.0%). The prices increased in sections: water supply; sewerage, waste management and remediation activities (by 0.7%) as well as in electricity, gas, steam and air conditioning supply (by 1.0%).

It is estimated that the **prices of construction and assembly production** in May 2014 reached the level similar to the one recorded in the previous month. The price in civil engineering, in construction of buildings as well as in specialised construction activities reached the level similar to the one recorded in the April 2014.

In comparison to May of the previous year, the prices of construction and assembly production fell of 1.4%.

Fig. 1.

Dynamics of prices of sold production of industry in 2013-2014

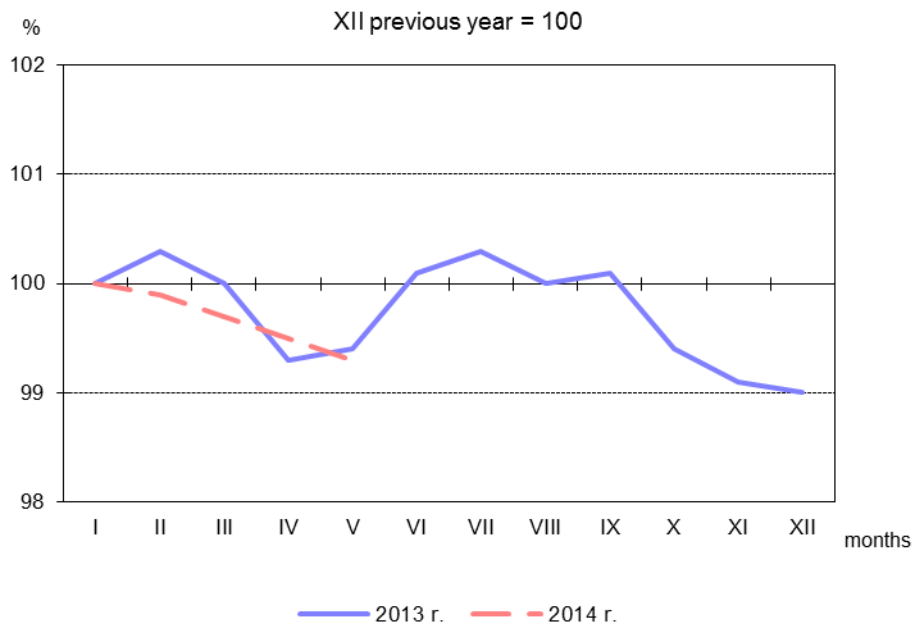


Fig. 2.

Dynamics of prices of construction and assembly production in 2013-2014

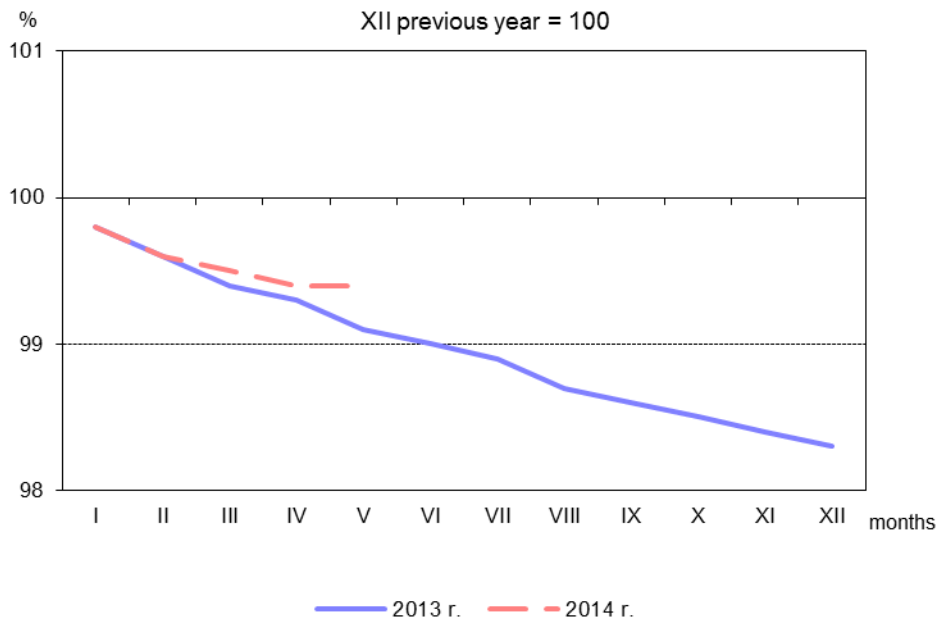


Fig. 3.

Dynamics of prices in 2014 XII previous year = 100

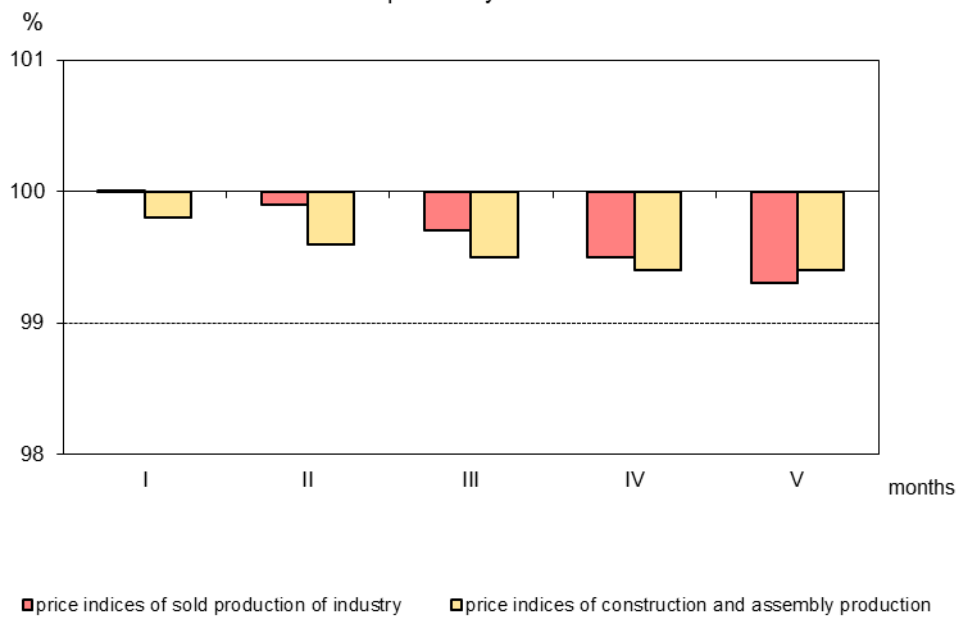


Fig. 4.

Dynamics of prices of sold production of industry sections in 2014 XII previous year = 100

