

Price indices of sold production of industry in January 2024

20.02.2024


9.0%

the decrease of producer prices in industry compared to January 2023

According to preliminary data, the prices of sold production of industry in January 2024 decreased compared to December 2023 by – 0.2%, as well as compared to the corresponding month of the previous year - by 9.0%.

Table 1. Price indices of sold production of industry in December 2023 and January 2024

SPECIFICATION	12 2023		01-12 2023	01 2024	
	11 2023=100	Corresponding period 2022=100		01 2023=100	12 2023=100
TOTAL	98.6*	93.1*	102.4	91.0	99.8
Mining and quarrying	99.5*	102.1*	112.8	89.0	95.7
Manufacturing	98.6*	91.6*	98.3	90.8	100.2
Electricity, gas, steam and air conditioning supply	98.1*	95.5*	125.7	91.2	97.6
Water supply; sewerage, waste management and remediation activities	100.0*	103.1*	103.8	101.9	100.7

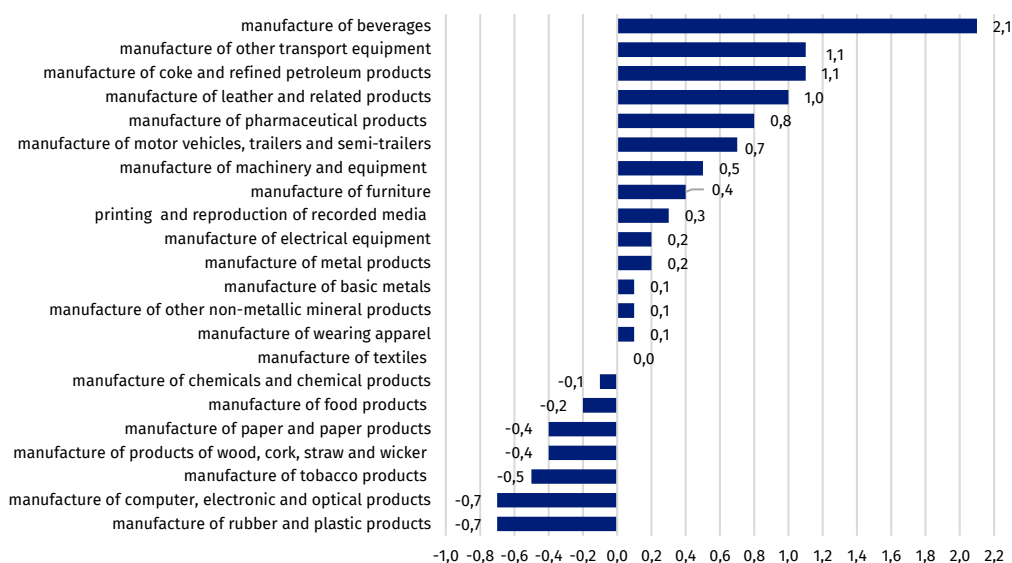
* Data revised.

Prices changes of sold production of industry in January 2024 compared to December 2023

According to preliminary data, **the prices of sold production of industry** in January 2024 were 0.2% lower than in December 2023. The prices decreased the most in **mining and quarrying** section – by 4.3%, of which in mining of coal and lignite – by 8.0%, with the price drop in the mining of metal ores – by 1.1%. The prices were also reduced in **electricity, gas, steam and air conditioning supply section** – by 2.4%.

However, prices increased in **water supply; sewerage, waste management and remediation activities** section – by 0.7%, as well as in **the manufacturing** section prices – by 0.2%.

Chart 1. Prices changes of sold production of industry by sections in January 2024 compared to the previous month

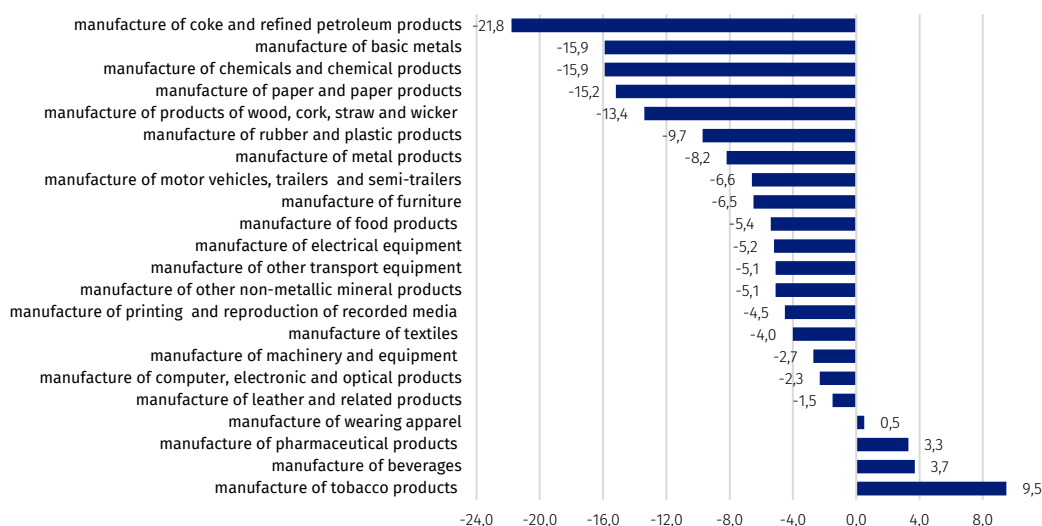


Among divisions of manufacturing in January 2024 in comparison to the previous month the prices raised the most in manufacture of beverages

Prices changes of sold production of industry in January 2024 compared to January 2023

In January 2024 **the prices of sold production of industry** compared to the corresponding month of the previous year decreased – by 9.0%. The prices were decreased the most in **mining and quarrying** section – by 11.0%, of which in mining of coal and lignite – by 12.2%, with the price drop in the mining of metal ores – by 14.6%. Prices were also reduced in **manufacturing** section – by 9.2%, of which in manufacture of coke and refined petroleum products – by 21.8%.

Chart 2. Prices changes of sold production of industry in January 2024 compared to the corresponding month of the previous year

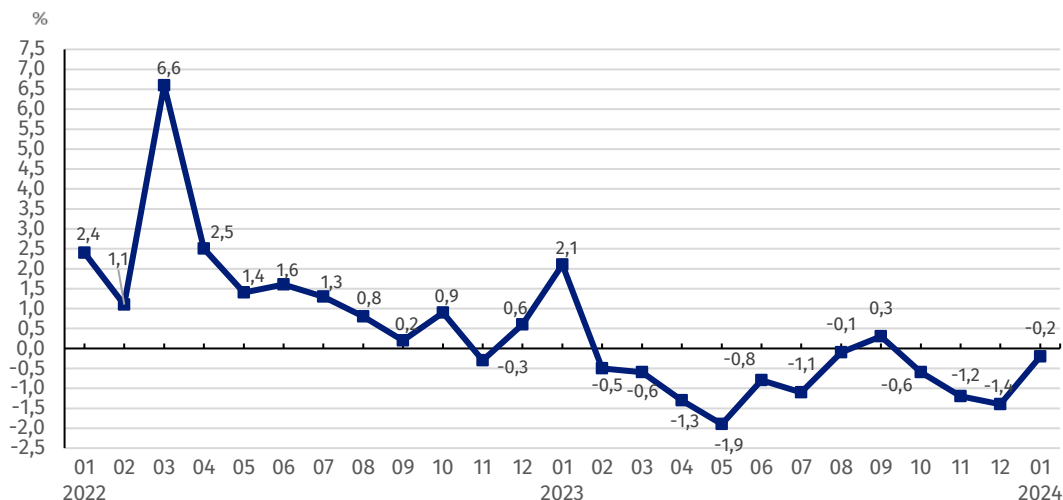


In January 2024 in comparison to the corresponding month of the previous year, the prices were increased the most in production of tobacco products

In **electricity, gas, steam and air conditioning supply** section prices have decreased – by 8.8%.

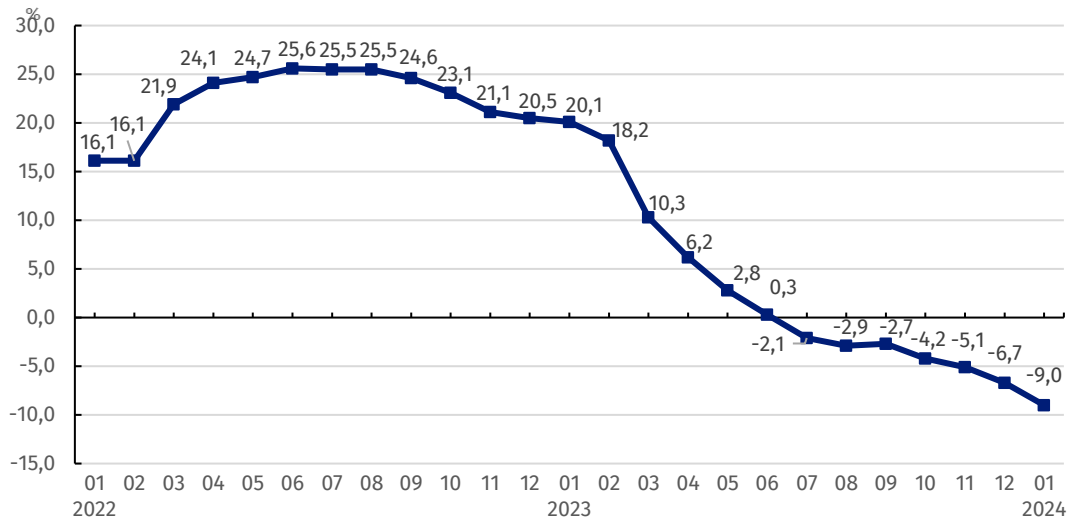
However, prices in **water supply; sewerage, waste management and remediation activities** section increased in annual terms – by 0.7%.

Chart 3. Prices changes of sold production of industry in 2022-2024 in relation to the previous period



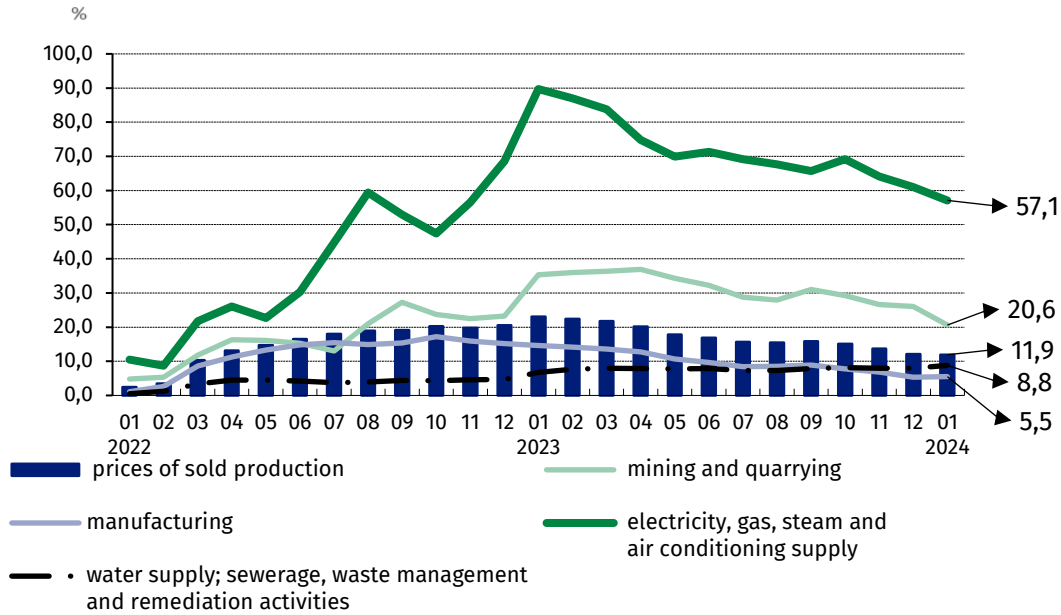
In January 2024, compared to December 2023, there was a decrease in prices of industrial production sold by 0.2%

Chart 4. Prices changes of sold production of industry in 2022-2024 in relation to the corresponding period of the previous year



In January 2024, a decline in the annual dynamics of sold production in industry prices was observed

Chart 5. Prices changes of sold production of industry by sections NACE in 2022-2024 in relation to December 2021



In case of quoting Statistics Poland data, please provide information: "Source of data: Statistics Poland", and in case of publishing calculations made on data published by Statistics Poland, please include the following disclaimer: "Own study based on figures from Statistics Poland".







Prepared by:
The Trade and Services Department
Director Ewa Adach-Stankiewicz
Phone: (+48 22) 608 31 24

Issued by:
**The Spokesperson for the President
of Statistics Poland**
Karolina Banaszek
Phone: (+48) 695 255 011

Press Office

Phone: (+48 22) 608 38 04

e-mail: obslugaprasowa@stat.gov.pl

-  stat.gov.pl/en/
-  [@StatPoland](https://twitter.com/StatPoland)
-  [@GlownyUrzadStatystyczny](https://www.facebook.com/GlownyUrzadStatystyczny)
-  [gus_stat](https://www.instagram.com/gus_stat)
-  [glownyurządstatystycznygus](https://www.youtube.com/glownyurządstatystycznygus)
-  [glownyurządstatystyczny](https://www.linkedin.com/company/glownyurządstatystyczny)

Related information

[Statistical Bulletin](#)

[News Releases](#)

Data available in databases

[Analytical Platform - Knowledge Databases](#)

[Macroeconomic Data Bank](#)

[Prices indices \(Topics: Prices, Trade\)](#)

Terms used in official statistics

[Price index of sold production of industry](#)