

Price indices of sold production of industry in July 2023

21.08.2023


1.7%

the decrease of producer prices in industry compared to June 2022

According to preliminary data, the prices of sold production of industry in July 2023 decreased compared to June 2023 by 0.7% as well as compared to that recorded in the corresponding month of the previous year by 1.7%.

Table 1. Price indices of sold production of industry in June and July 2023

SPECIFICATION	06 2023		07 2023		01-07 2023
	05 2023 = 100	corresponding period 2022=100	06 2023=100	12 2022=100	01-07 2022=100
TOTAL	99.2*	100.3*	98.3	99.3	96.3
Mining and quarrying	98.4*	114.5*	113.9	97.4	104.4
Manufacturing	99.0*	95.5*	94.2	99.3	94.4
Electricity, gas, steam and air conditioning supply	100.8*	131.3*	118.2	99.9	101.5
Water supply; sewerage, waste management and remediation activities	100.1*	103.5*	103.8	99.8	102.8

* Data revised.

Prices changes of sold production of industry in July 2023 compared to June 2023

According to preliminary data, **the prices of sold production of industry** in July 2023 were 0.7% lower than in June 2023. Prices have been lowered in all industry sections. The deepest prices drop was recorded in the section **mining and quarrying** by 2.6%, of which in mining of coal and lignite by 4.3% and mining of metal ores by 1.3%. In the section **manufacturing** prices have fallen by 0.6% and in Among divisions of manufacturing the largest drop in prices was recorded in manufacture of basic metals (by 2.8%). The prices also decreased, among other things, in manufacture: of chemicals and chemical products (by 2.0%), of rubber and plastic products (by 1.4%), of paper and paper products (by 1.3%), of food products (by 1.2%), of products of wood, cork, straw and wicker (by 1.1%), of computer, of other non-metallic mineral products (by 1.0%), of electronic and optical products (by 0.8%), of wearing apparel and of pharmaceutical products as well as of electrical equipment (by 0.7% each), of metal products as well as of machinery and equipment (by 0.6% each), of textiles and of other transport equipment (by 0.5% each), of leather and related products as well as of motor vehicles, trailers and semi-trailers (by 0.4% each), of printing and reproduction of recorded media and of furniture (by 0.2% each). However, the prices higher than in June 2023 were, among other things, in manufacture: of tobacco products (by 0.1%), of beverages (by 0.3%), as well as of coke and refined petroleum products (by 2.1%) The prices in the section **water supply; sewerage, waste management and remediation activities** decreased by 0.2% and in the section **electricity, gas, steam and air conditioning supply** 0.1%.

Among divisions of manufacturing in July 2023 in comparison to the previous month, the largest drop in prices was recorded in manufacture of basic metals

Prices changes of sold production of industry in July 2023 compared to July 2022

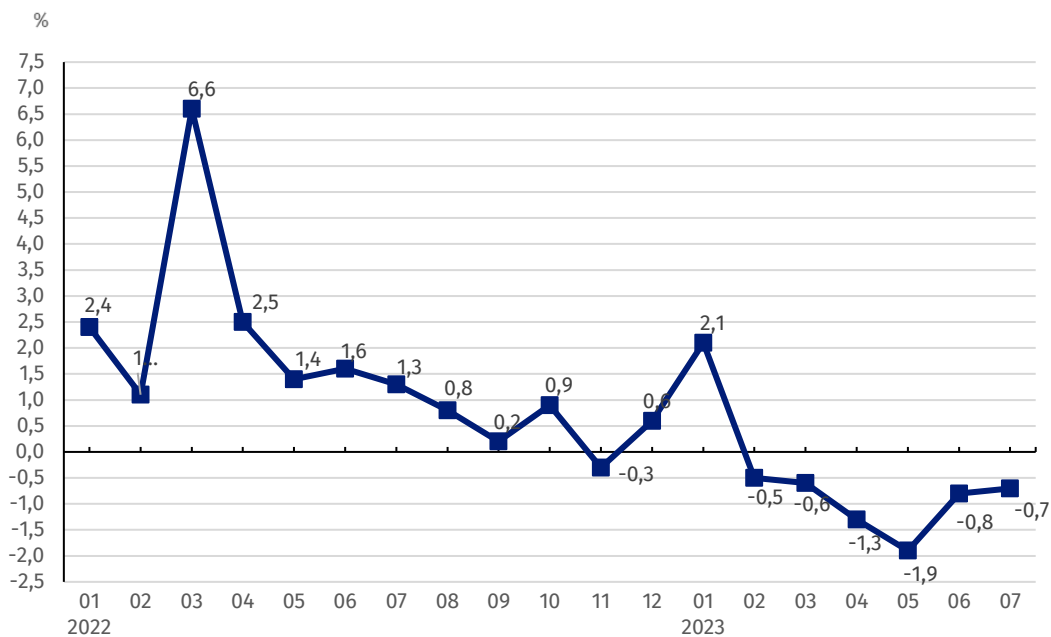
In July 2023 **the prices of sold production of industry** compared to the corresponding month of the previous year decreased by 1.7%. The decrease was recorded in **manufacturing** by 5.8%, of which the biggest in manufacture of coke and refined petroleum products (by 31.8%).

The prices were also lower than in the year before in manufacture, among other things: of basic metals (by 18.1%), of chemicals and chemical products (by 14.7%), of paper and paper products (by 7.7%), of wood, cork, straw and wicker (by 6.7%), of computer, electronic and optical products (by 6.2%), of rubber and plastic products (by 5.5%), metal products (by 4.4%), of other transport equipment (by 3.3%), of machinery and equipment (by 1.8%), of motor vehicles, trailers and semi-trailers (by 0.9%), of furniture (by 0.5%). However, the prices increased in manufacture, among other things: of wearing apparel (by 0.3%), of textiles (by 0.6%), of electrical equipment (by 0.7%), of printing and reproduction of recorded media (by 0.8%), of food products (by 0.9%), of leather and related products (by 3.7%), of other non-metallic mineral products (by 3.9%). The prices growth was recorded, among other things, in manufacture: of pharmaceutical products (by 7.9%), of tobacco products (by 10.4%) and beverages (by 13.9%).

The prices in the section **water supply; sewerage, waste management and remediation activities** increased in annual terms by 3.8%. The prices in the section **mining and quarrying** rose by 13.9%, of which in mining of coal and lignite by 23.9%, and in the mining of metal ores by 1.5%. The highest price increase was recorded in the section **electricity, gas, steam and air conditioning supply** by 18.2%.

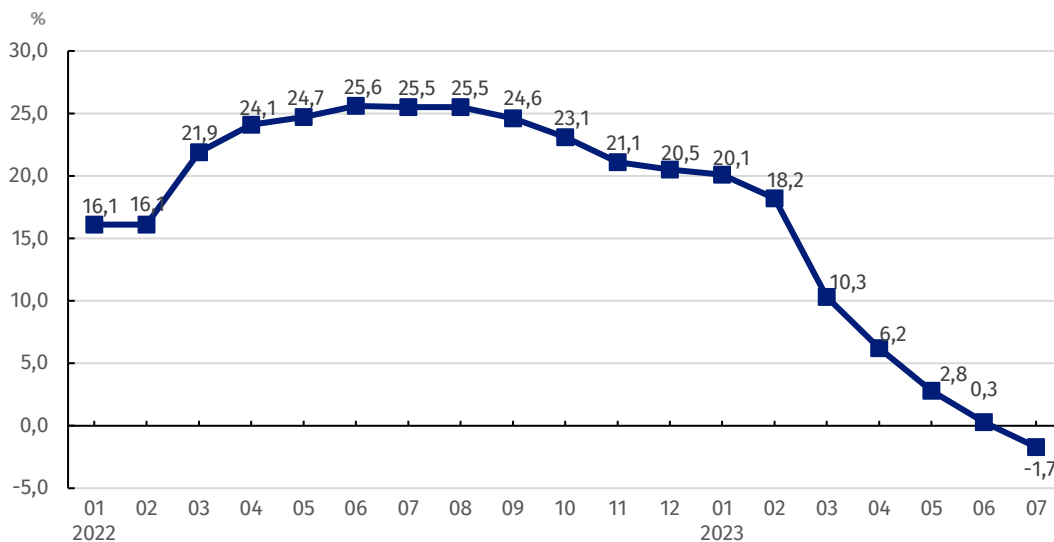
In June 2023 in comparison to the corresponding month of the previous year, the prices in manufacture of coke and refined petroleum products decreased the most. The highest increase in prices was recorded in manufacture of beverages

Chart 1. Prices changes of sold production of industry in 2022-2023 in relation to the previous period



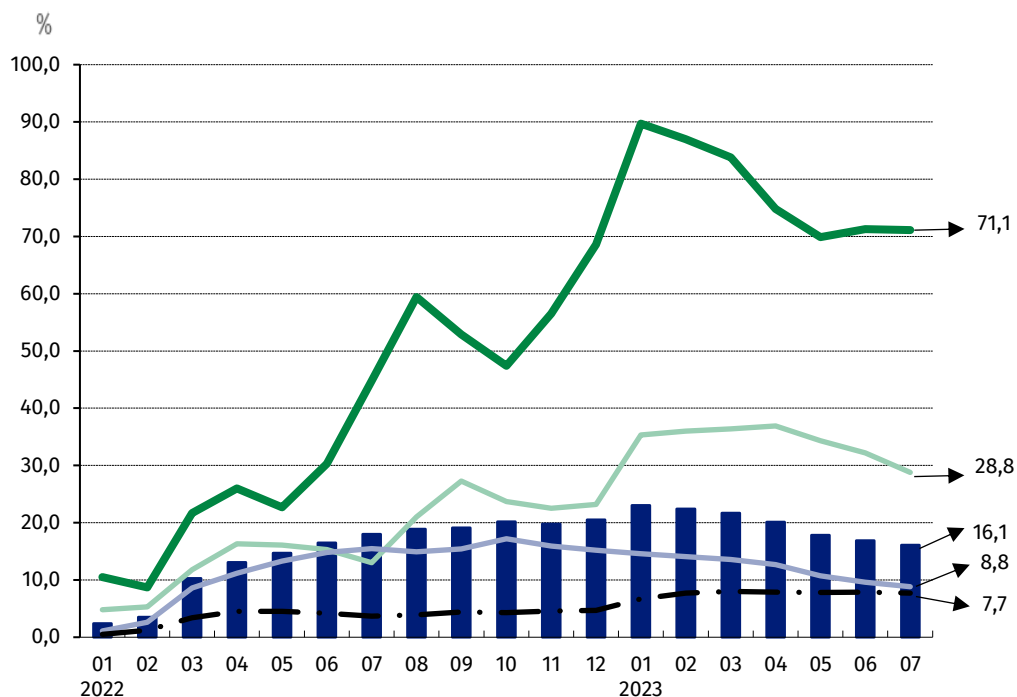
In July 2023 in relation to June 2023 the prices drop of sold production of industry was recorded by 0.7%

Chart 2. Prices changes of sold production of industry in 2022-2023 in relation to the same period of the previous year



In July 2023, a further slowdown was observed, with a decrease in price growth dynamics of sold production of industry was recorded in annual terms

Chart 3. Prices changes of sold production of industry by sections NACE in 2022-2023 in relation to December 2021



- prices of sold production
- manufacturing
- • water supply; sewerage, waste management and remediation activities
- mining and quarrying
- electricity, gas, steam and air conditioning supply

In case of quoting Statistics Poland data, please provide information: "Source of data: Statistics Poland", and in case of publishing calculations made on data published by Statistics Poland, please include the following disclaimer: "Own study based on figures from Statistics Poland".

Prepared by:
The Trade and Services Department
Director Ewa Adach-Stankiewicz
Phone: (+48 22) 608 31 24

Issued by:
**The Spokesperson for the President
of Statistics Poland**
Karolina Banaszek
Phone: (+48) 695 255 011

Press Office

Phone: (+48 22) 608 38 04

e-mail: obslugaprasowa@stat.gov.pl

-  www.stat.gov.pl/en/
-  [@StatPoland](https://twitter.com/StatPoland)
-  [@GlownyUrzadStatystyczny](https://www.facebook.com/GlownyUrzadStatystyczny)
-  [gus_stat](https://www.instagram.com/gus_stat)
-  [glownyurządstatystycznygus](https://www.youtube.com/glownyurządstatystycznygus)
-  [glownyurządstatystyczny](https://www.linkedin.com/company/glownyurządstatystyczny)

Related information

[Statistical Bulletin](#)

[News Releases](#)

Data available in databases

[Analytical Platform - Knowledge Databases](#)

[Macroeconomic Data Bank](#)

[Prices indices \(Topics: Prices, Trade\)](#)

Terms used in official statistics

[Price index of sold production of industry](#)