

# Price indices of sold production of industry in April 2023

22.05.2023


**6.8%**

the growth of producer prices in industry compared to April 2022

According to preliminary data, the prices of sold production of industry in April 2023 decreased compared to March 2023 by 0.7% and compared to that recorded in the corresponding month of the previous year increased by 6.8%.

**Table 1. Price indices of sold production of industry in March and April 2023**

SPECIFICATION	03 2023		04 2023		01-04 2023	
	02 2023=100	corresponding period 2022=100	03 2023=100	12 2022=100	01-04 2022=100	
<b>TOTAL</b>	<b>99.4*</b>	<b>110.3*</b>	<b>106.8</b>	<b>99.3</b>	<b>100.3</b>	<b>113.6</b>
Mining and quarrying	100.3*	121.8*	117.5	100.3	110.9	124.2
Manufacturing	99.6*	104.7*	101.7	99.5	98.2	107.6
Electricity, gas, steam and air conditioning supply	98.3*	151.0*	142.7	97.9	106.7	158.5
Water supply; sewerage, waste management and remediation activities	100.3*	104.4*	103.2	99.9	103.0	105.0

\* Data revised.

### Prices changes of sold production of industry in April 2023 compared to March 2023

According to preliminary data, **the prices of sold production of industry** in April 2023 decreased by 0.7% compared to March 2023. The deepest prices drop was recorded in the section **electricity, gas, steam and air conditioning supply** by 2.1%. The prices were also lower than in March 2023 in the section **manufacturing** by 0.5%. Among divisions of manufacturing the deepest prices decline was noticed in manufacture of coke and refined petroleum products (by 3.5%). The prices also decreased, among other things, in manufacture: of rubber and plastic products (by 1.1%), of chemicals and chemical products (by 1.0%), of furniture (by 0.9%), of electrical equipment (by 0.8%), of paper and paper products (by 0.7%), of products of wood, cork, straw and wicker as well as of printing and reproduction of recorded media (by 0.6% each), of metal products (by 0.5%), of basic metals (by 0.4%), of textiles and of other non-metallic mineral products as well as of machinery and equipment (by 0.3% each), of food products as well as of other transport equipment (by 0.2% each), of tobacco products as well as of pharmaceutical products (by 0.1% each). The prices in manufacture of computer, electronic and optical products were at the similar level to that recorded last month. However, the prices higher than in March 2023 were, among other things, in manufacture: of wearing apparel (by 0.1%), of leather and related products (by 0.4%), of motor vehicles, trailers and semi-trailers (by 0.5%) as well as of beverages (by 1.0%). The prices in the section **water supply; sewerage, waste management and remediation activities** dropped by 0.1%, however, in the section **mining and quarrying** the increase in prices was recorded by 0.3%, of which in mining of coal and lignite by 2.2%, with the prices drop in mining of metal ores by 2.2%.

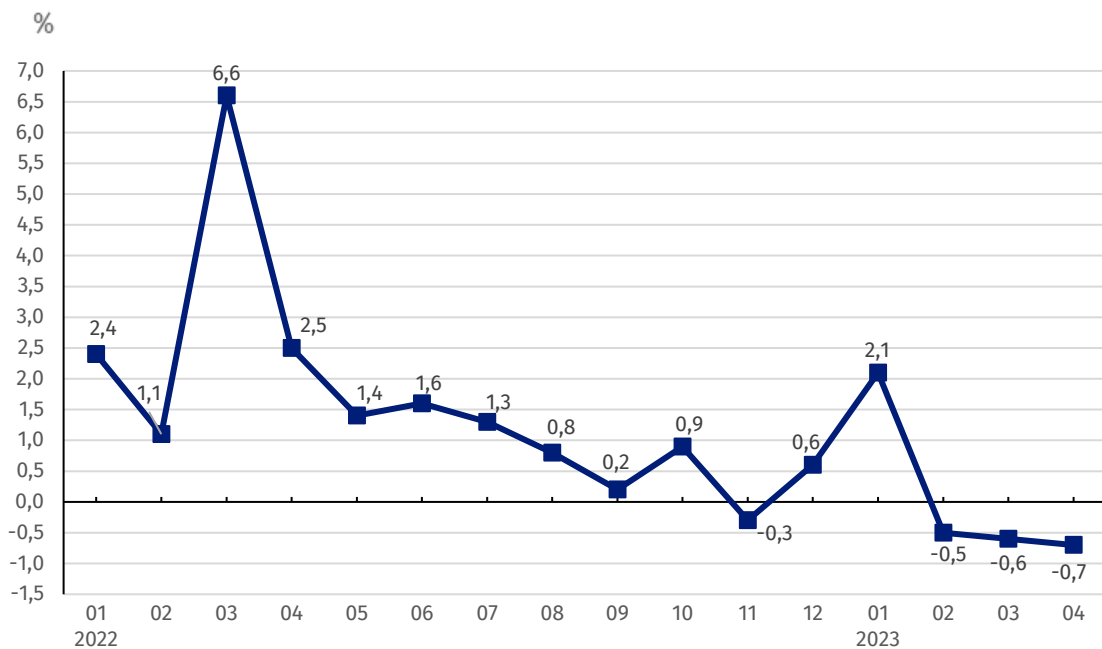
Among divisions of manufacturing in April this year in comparison with the previous month, the deepest prices drop was recorded in manufacture of coke and refined petroleum products, however the highest prices growth in manufacture of beverages

### Prices changes of sold production of industry in April 2023 compared to April 2022

In April 2023 **the prices of sold production of industry** compared to the corresponding month of the previous year increased by 6.8%. The prices were higher than in the previous year in all sections of the industry. The prices the most increased in the section **electricity, gas, steam and air conditioning supply** by 42.7%. The prices in the section **mining and quarrying** rose by 17.5%, of which in mining of coal and lignite by 41.1%, with the prices drop in mining of metal ores by 9.9%. The prices in the section **water supply; sewerage, waste management and remediation activities** increased in annual terms by 3.2%. The prices in **manufacturing** increased by 1.7%, of which the most in manufacture of beverages (by 15.5%). The prices were also higher than in the year before in manufacture: of other non-metallic mineral products (by 11.8%), of pharmaceutical products (by 8.9%), of electrical equipment (by 8.7%), of food products (by 8.6%), of tobacco products (by 8.5%), of leather and related products (by 8.4%), of motor vehicles, trailers and semi-trailers (by 6.5%), of furniture (by 5.3%), of printing and reproduction of recorded media (by 5.2%). The prices increased also, among other things, in manufacture: of paper and paper products (by 5.0%), of wearing apparel as well as of machinery and equipment (by 3.6% each), of products of wood, cork, straw and wicker (by 2.5%), of other transport equipment (by 2.4%), of computer, electronic and optical products (by 2.0%), of textiles (by 1.6%), of metal products (by 1.1%), of rubber and plastic products (by 0.6%). However, the prices decreased in manufacture of chemicals and chemical products (by 4.0%), of basic metals (by 11.3%) as well as of coke and refined petroleum products (by 21.3%).

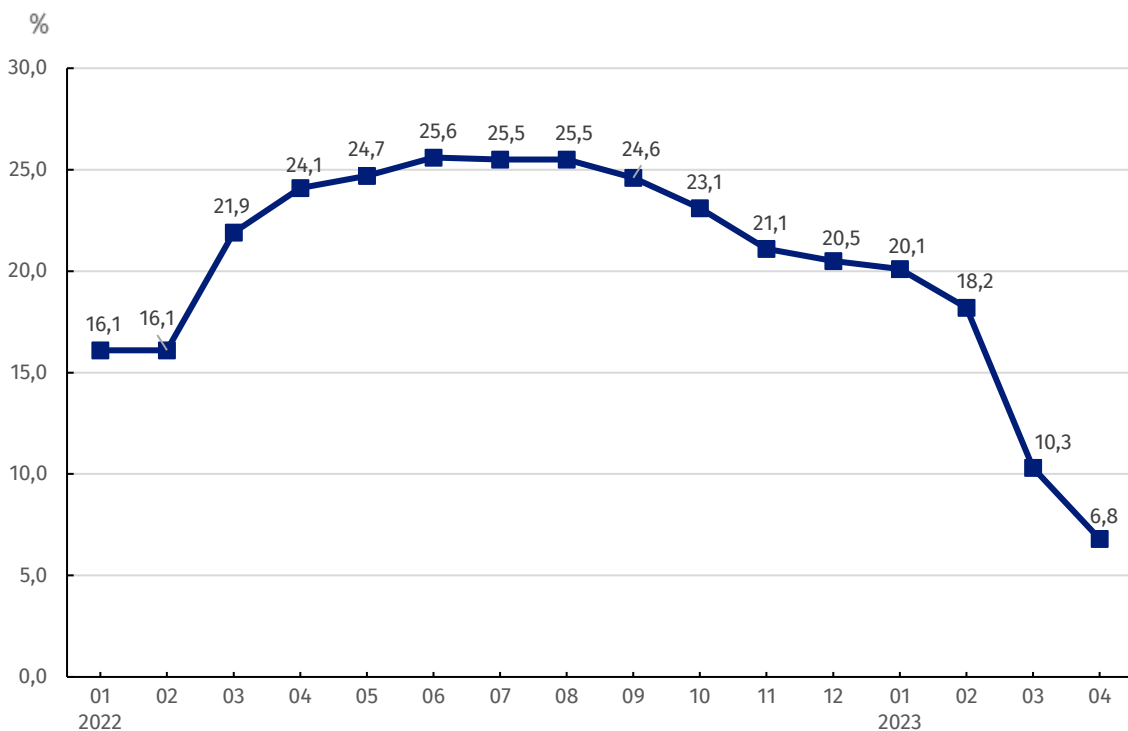
Among divisions of manufacturing In April 2023 in comparison with the corresponding month of the previous year, the prices in manufacture of beverages increased the most

**Chart 1. Prices changes of sold production of industry in 2022-2023 in relation to the previous period**



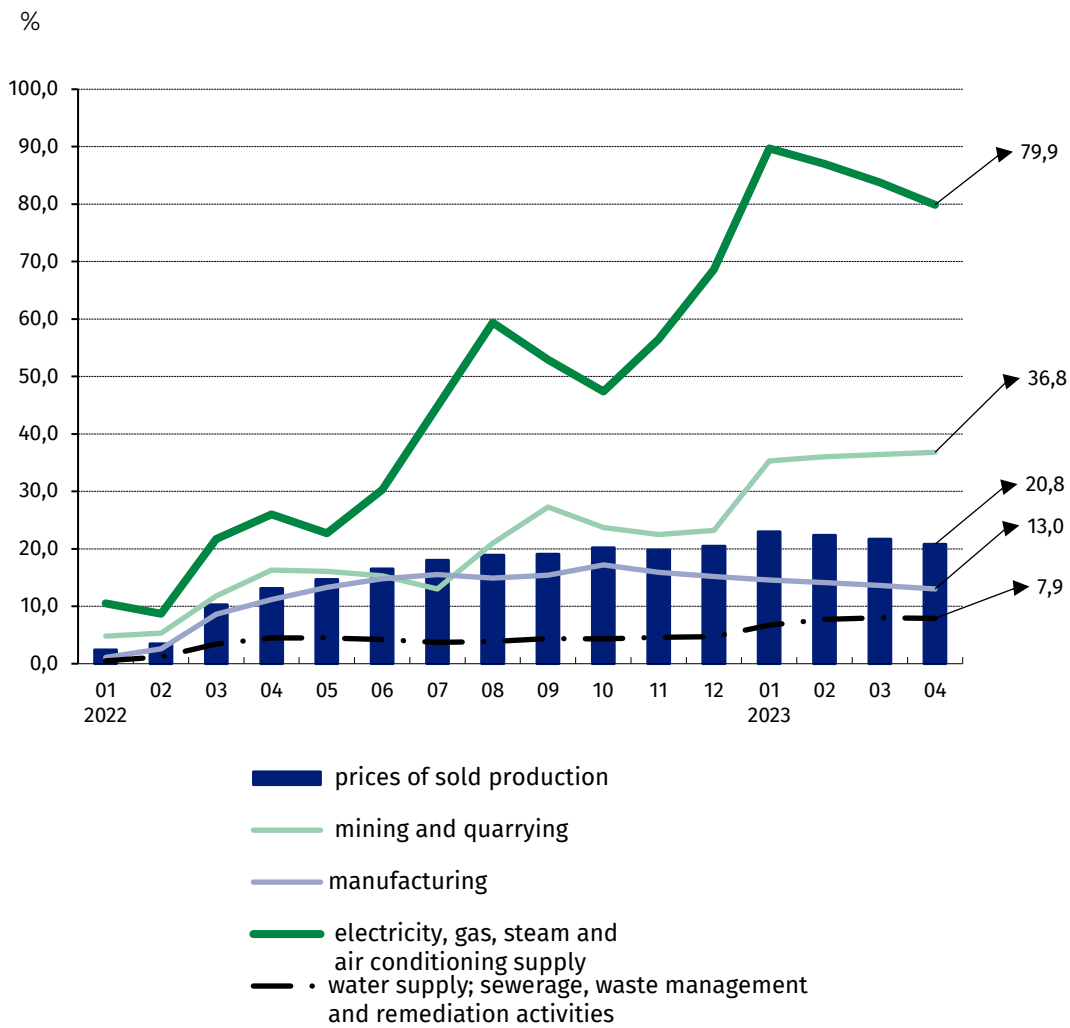
In April 2023 in relation to March 2023 the prices drop of sold production of industry was recorded by 0.7%

**Chart 2. Prices changes of sold production of industry in 2022-2023 in relation to the same period of the previous year**



In April 2023 the significant slowdown of dynamics of prices growth was recorded in annual terms

**Chart 3. Prices changes of sold production of industry by sections NACE in 2022-2023 in relation to December 2021**



In case of quoting Statistics Poland data, please provide information: "Source of data: Statistics Poland", and in case of publishing calculations made on data published by Statistics Poland, please include the following disclaimer: "Own study based on figures from Statistics Poland".

Prepared by:  
**The Trade and Services Department**  
**Director Ewa Adach-Stankiewicz**  
Phone: (+48 22) 608 31 24

Issued by:  
**The Spokesperson for the President  
of Statistics Poland**  
**Karolina Banaszek**  
Phone: (+48) 695 255 011

**Press Office**

Phone: (+48 22) 608 38 04

**e-mail: [obslugaprasowa@stat.gov.pl](mailto:obslugaprasowa@stat.gov.pl)**

-  [www.stat.gov.pl/en/](http://www.stat.gov.pl/en/)
-  [@StatPoland](https://twitter.com/StatPoland)
-  [@GlownyUrzadStatystyczny](https://www.facebook.com/GlownyUrzadStatystyczny)
-  [gus\\_stat](https://www.instagram.com/gus_stat)
-  [glownyurządstatystycznygus](https://www.youtube.com/glownyurządstatystycznygus)
-  [glownyurządstatystyczny](https://www.linkedin.com/company/glownyurządstatystyczny)

**Related information**

[Statistical Bulletin](#)

[News Releases](#)

**Data available in databases**

[Analytical Platform - Knowledge Databases](#)

[Macroeconomic Data Bank](#)

[Prices indices \(Topics: Prices, Trade\)](#)

**Terms used in official statistics**

[Price index of sold production of industry](#)