

Price indices of sold production of industry in December 2022

23.01.2023


20.4%

the growth of producer prices in industry compared to December 2021

According to preliminary data, the prices of sold production of industry in December 2022 increased compared to November 2022 by 0.5% and compared to that recorded in the corresponding month of the previous year - by 20.4%.

Table 1. Price indices of sold production of industry in November and December 2022

SPECIFICATION	11 2022		12 2022		01-12 2022
	10 2022=100	corresponding period 2021=100		11 2022=100	01-12 2021=100
TOTAL	99.7*	121.1*	120.4	100.5	122.4
Mining and quarrying	99.0	121.6	123.2	100.6	126.2
Manufacturing	98.9*	116.2*	115.3	99.5	118.8
Electricity, gas, steam and air conditioning supply	106.2*	167.3*	166.8	106.6	153.9
Water supply; sewerage, waste management and remediation activities	100.3*	105.0*	104.7	100.1	105.6

* Data revised.

Prices changes of sold production of industry in December 2022 compared to November 2022

According to preliminary data, **the prices of sold production of industry** in December 2022 increased by 0.5% compared to November 2022. The highest prices growth was recorded in the section **electricity, gas, steam and air conditioning supply** - by 6.6%. In the section **mining and quarrying** prices grew by 0.6%, of which in mining of metal ores - by 1.5%, with the prices drop in mining of coal and lignite - by 0.1%. The prices in the section **water supply; sewerage, waste management and remediation activities** increased by 0.1%. However, the prices were lower than in November 2022 In the section **manufacturing** by 0.5%. Among divisions of manufacturing the deepest prices drop was noticed in manufacture of coke and refined petroleum products (by 4.5%). The prices also decreased, among other things, in manufacture: of basic metals (by 1.8%), of chemicals and chemical products (by 1.4%), of computer, electronic and optical products (by 0.8%), of metal products (by 0.5%), of textiles as well as of products of wood, cork, straw and wicker and of other transport equipment (by 0.4% each), of leather and related products (by 0.3%), of paper and paper products as well as of rubber and plastic products (by 0.2% each), of food products (by 0.1%). However, the prices higher than in November 2022 were, among other things, in manufacture: of machinery and equipment (by 0.2%), of beverages and of wearing apparel as well as of furniture (by 0.3% each), of motor vehicles, trailers and semi-trailers (by 0.5%), of printing and reproduction of recorded media (by 0.6%), of pharmaceutical products (by 0.7%), of other non-metallic mineral products as well as of electrical equipment (by 0.8% each). The prices the most increased in manufacture of tobacco products (by 0.9%).

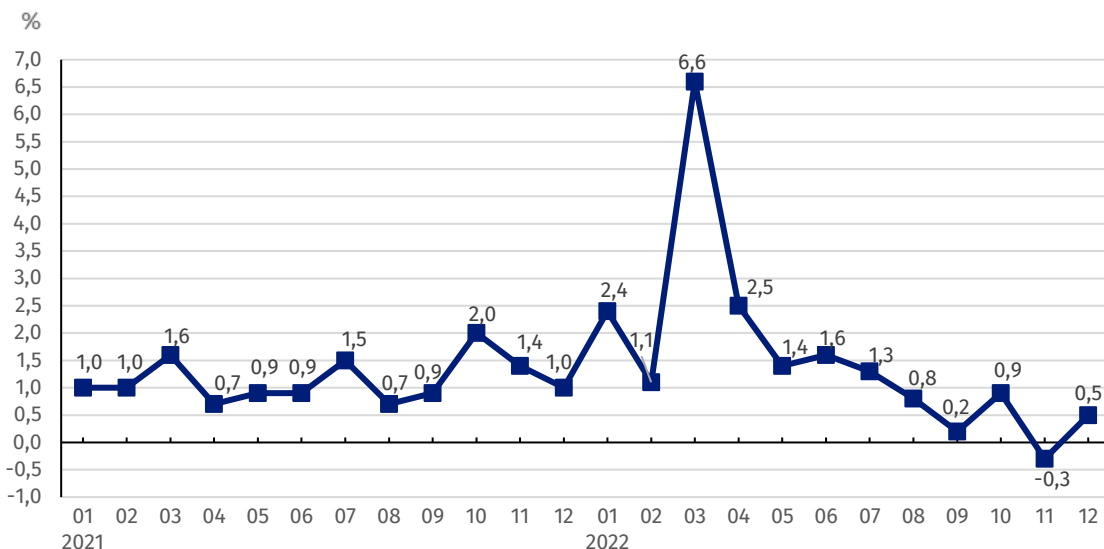
Prices changes of sold production of industry in December 2022 compared to December 2021

In December 2022 **the prices of sold production of industry** compared to the corresponding month of the previous year increased by 20.4%. The prices were higher than in the previous year in all sections of the industry. The prices the most increased in the section **electricity, gas, steam and air conditioning supply** – by 66.8%. The prices in the section **mining and quarrying** rose by 23.2%, of which in mining of coal and lignite - by 42.2% and in mining of metal ores - by 1.3%. The prices in **manufacturing** increased by 15.3%, of which the most in manufacture of coke and refined petroleum products (by 42.6%). The prices were also higher than in the year before in manufacture: of food products (by 24.2%), of other non-metallic mineral products (by 19.7%), of paper and paper products (by 19.2%), of chemicals and chemical products (by 17.3%), of beverages (by 14.5%), of products of wood, cork, straw and wicker (by 12.7%), of electrical equipment (by 12.6%), of tobacco products (by 11.8%), of furniture (by 10.4%), of leather and related products (by 9.3%), of basic metals (by 8.8%), of rubber and plastic products (by 8.2%), of metal products as well as of printing and reproduction of recorded media (by 7.6% each). The prices increased also, among other things, in manufacture: of motor vehicles, trailers and semi-trailers (by 7.1%), of other transport equipment (by 6.7%), of pharmaceutical products (by 5.6%), of computer, electronic and optical products (by 5.4%), of machinery and equipment (by 4.8%), of wearing apparel (by 4.1%) and also of textiles (by 3.1%). The prices in the section **water supply; sewerage, waste management and remediation activities** increased in annual terms by 4.7%.

Among divisions of manufacturing in December 2022 in comparison with November 2022, the highest prices growth was recorded in manufacture of tobacco products. The deepest prices drop was noticed in manufacture of coke and refined petroleum products

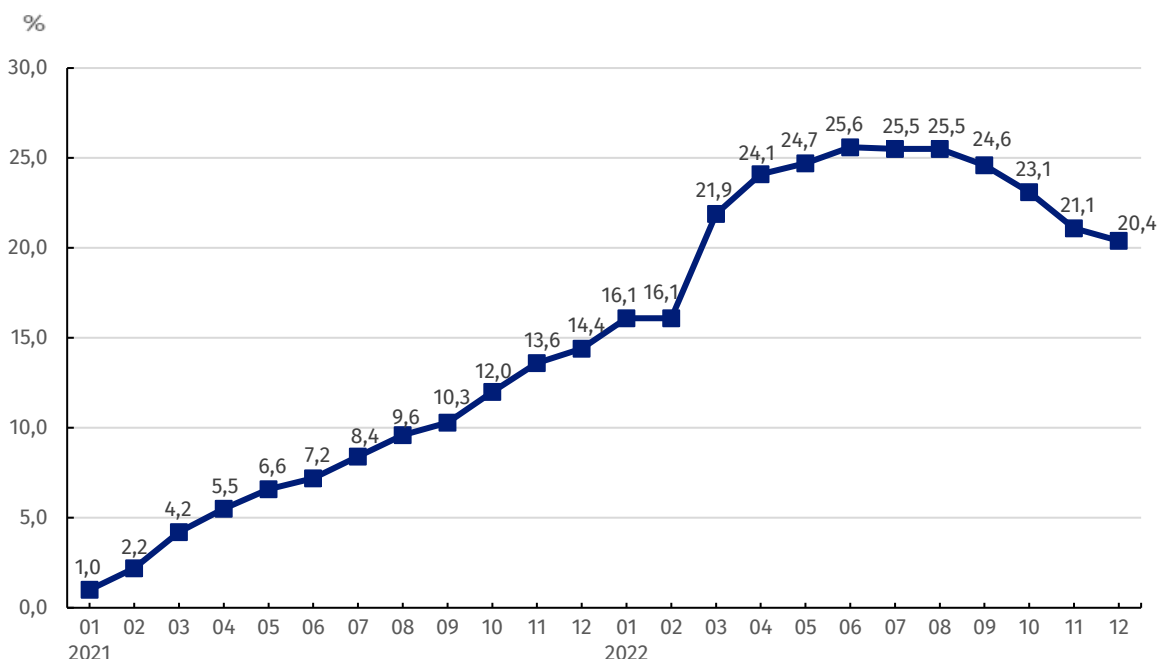
In the section of manufacturing in December 2022 in comparison with the corresponding month of the previous year the most increased the prices in manufacture of coke and refined petroleum products

Chart 1. Prices changes of sold production of industry in 2021-2022 in relation to the previous period



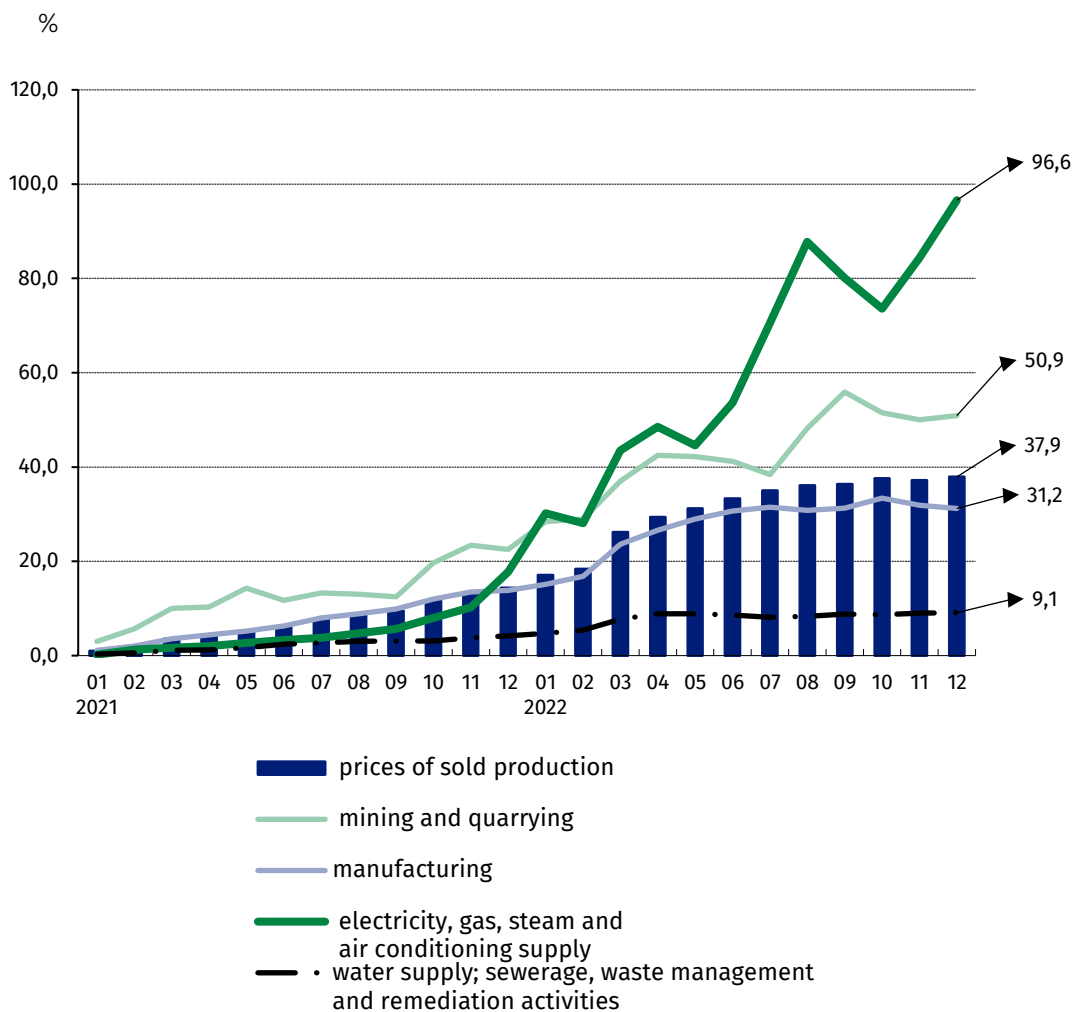
In December 2022 in relation to November 2022 the prices growth of sold production of industry was recorded by 0.5%

Chart 2. Prices changes of sold production of industry in 2021-2022 in relation to the same period of the previous year



In December 2022 the further decline in dynamics of prices growth in annual terms was observed

Chart 3. Prices changes of sold production of industry by sections NACE in 2021-2022 in relation to December 2020



In case of quoting Statistics Poland data, please provide information: "Source of data: Statistics Poland", and in case of publishing calculations made on data published by Statistics Poland, please include the following disclaimer: "Own study based on figures from Statistics Poland".

Prepared by:
The Trade and Services Department
Director Ewa Adach-Stankiewicz
Phone: (+48 22) 608 31 24

Issued by:
**The Spokesperson for the President
of Statistics Poland**
Karolina Banaszek
Phone: (+48) 695 255 011

Press Office

Phone: (+48 22) 608 38 04

e-mail: obslugaprasowa@stat.gov.pl

-  www.stat.gov.pl/en/
-  [@StatPoland](https://twitter.com/StatPoland)
-  [@GlownyUrzadStatystyczny](https://www.facebook.com/GlownyUrzadStatystyczny)
-  [gus_stat](https://www.instagram.com/gus_stat)
-  [glownyurządstatystycznygus](https://www.youtube.com/glownyurządstatystycznygus)
-  [glownyurządstatystyczny](https://www.linkedin.com/company/glownyurządstatystyczny)

Related information

[Statistical Bulletin](#)

[News Releases](#)

Data available in databases

[Analytical Platform - Knowledge Databases](#)

[Macroeconomic Data Bank](#)

[Prices indices \(Topics: Prices, Trade\)](#)

Terms used in official statistics

[Price index of sold production of industry](#)